



US00D743277S

(12) **United States Design Patent**
Riviere

(10) **Patent No.:** **US D743,277 S**

(45) **Date of Patent:** **** Nov. 17, 2015**

(54) **WRISTWATCH**

(71) Applicant: **HARRY WINSTON SA,**
Plan-les-Quates (CH)

(72) Inventor: **Dominique Riviere,** New York, NY (US)

(73) Assignee: **HARRY WINSTON SA,**
Plan-les-Ouates (SE)

(**) Term: **14 Years**

(21) Appl. No.: **29/503,347**

(22) Filed: **Sep. 25, 2014**

(30) **Foreign Application Priority Data**

Mar. 25, 2014 (WO) DM/083 608

(51) **LOC (10) Cl.** **10-02**

(52) **U.S. Cl.**
USPC **D10/32; D10/39; D10/125; D11/3;**
D11/16

(58) **Field of Classification Search**

USPC D10/30-39, 1-29, 122-132; D11/3, 16,
D11/79, 89

CPC A44C 5/00; A44C 5/02; A44C 5/04;
A44C 5/08; A44C 5/14; A44C 17/00; A44C
17/04; G04B 19/00; G04B 19/04; G04B
37/00; G04B 37/0008; G04B 37/0058; G04B
37/14; G04B 37/1486; G04B 45/00; G04B
45/0069; G04B 45/0076; G04B 47/00; G04B
47/04; G04B 47/042

See application file for complete search history.

(56) **References Cited**

U.S. PATENT DOCUMENTS

D72,496 S * 4/1927 Sabin D11/3
D131,853 S * 3/1942 Philippe D11/16

D150,048 S * 6/1948 Arpels D10/32
D153,015 S * 3/1949 Pennino D10/32
D161,296 S * 12/1950 Tourneau D10/32
2,676,736 A * 4/1954 Tourneau 224/164
D176,687 S * 1/1956 Katz D11/16
D274,503 S * 7/1984 Bulgari D10/32
4,855,972 A * 8/1989 Eiss 368/282
D367,820 S * 3/1996 Helleu D10/32
6,004,026 A * 12/1999 Slowinski 368/282
D420,599 S * 2/2000 Perrin et al. D10/32
D434,676 S * 12/2000 Pequignet D10/32
D458,154 S * 6/2002 Lepeu et al. D10/32
D469,374 S * 1/2003 Calvani et al. D11/16
D476,580 S * 7/2003 Calvani et al. D10/30
D476,907 S * 7/2003 Calvani et al. D10/32
D561,050 S * 2/2008 Laucella D10/39
D730,231 S * 5/2015 Kwon D11/16

* cited by examiner

Primary Examiner — Martie K Holtje

(74) *Attorney, Agent, or Firm* — Donald J. Ranft; Kristen A. Mogavero; Collen IP


(57) **CLAIM**

The ornamental design for a wristwatch, as shown.

DESCRIPTION

FIG. 1 is a front right perspective view of a wristwatch showing my new design;
FIG. 2 is a rear right perspective view thereof;
FIG. 3 is a front view thereof;
FIG. 4 is a rear view thereof;
FIG. 5 is a left side view thereof;
FIG. 6 is a right side view thereof;
FIG. 7 is a top view thereof;
FIG. 8 is a bottom view thereof;
FIG. 9 is a front left perspective view thereof; and,
FIG. 10 is a rear left perspective view thereof.

1 Claim, 8 Drawing Sheets



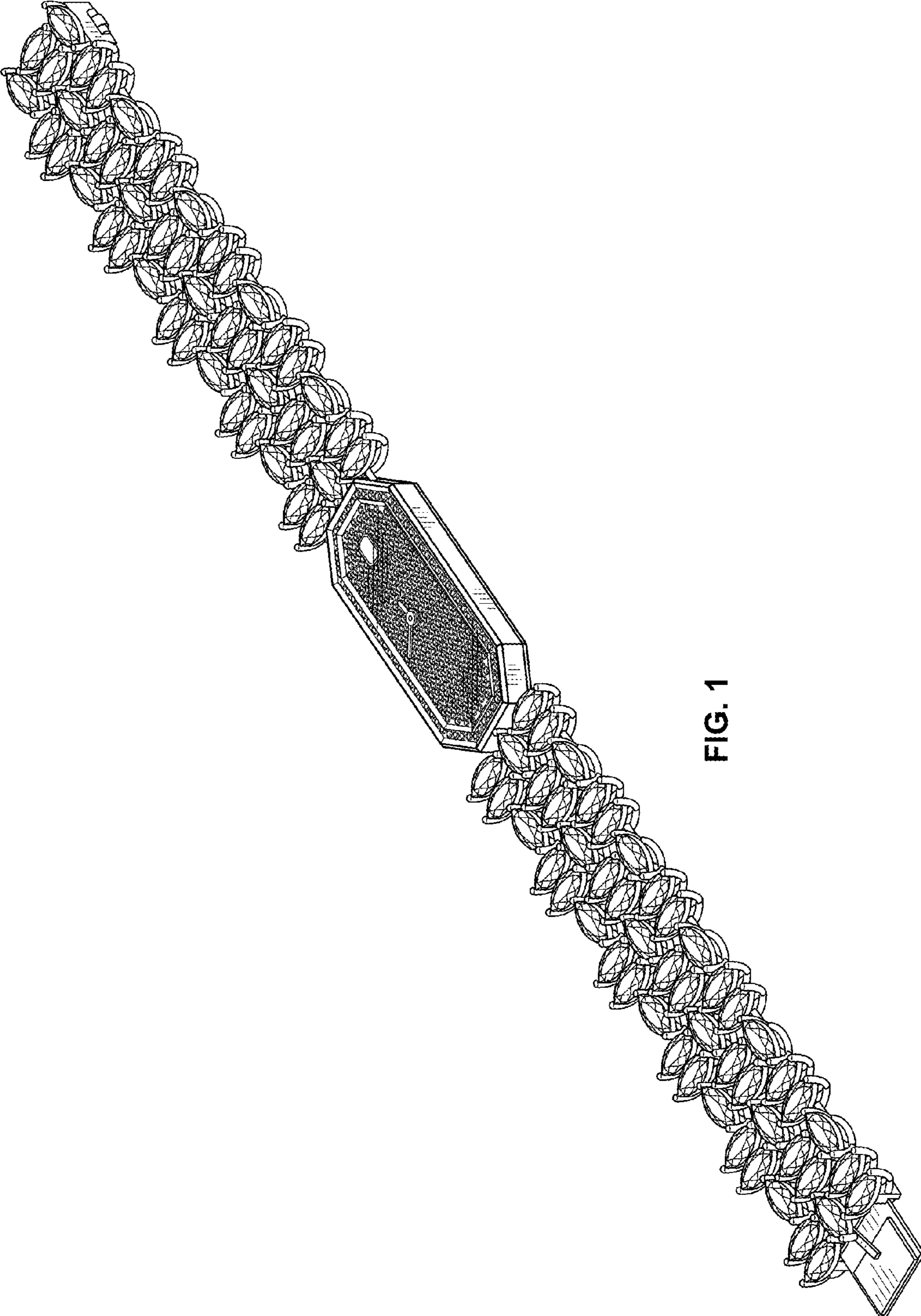


FIG. 1

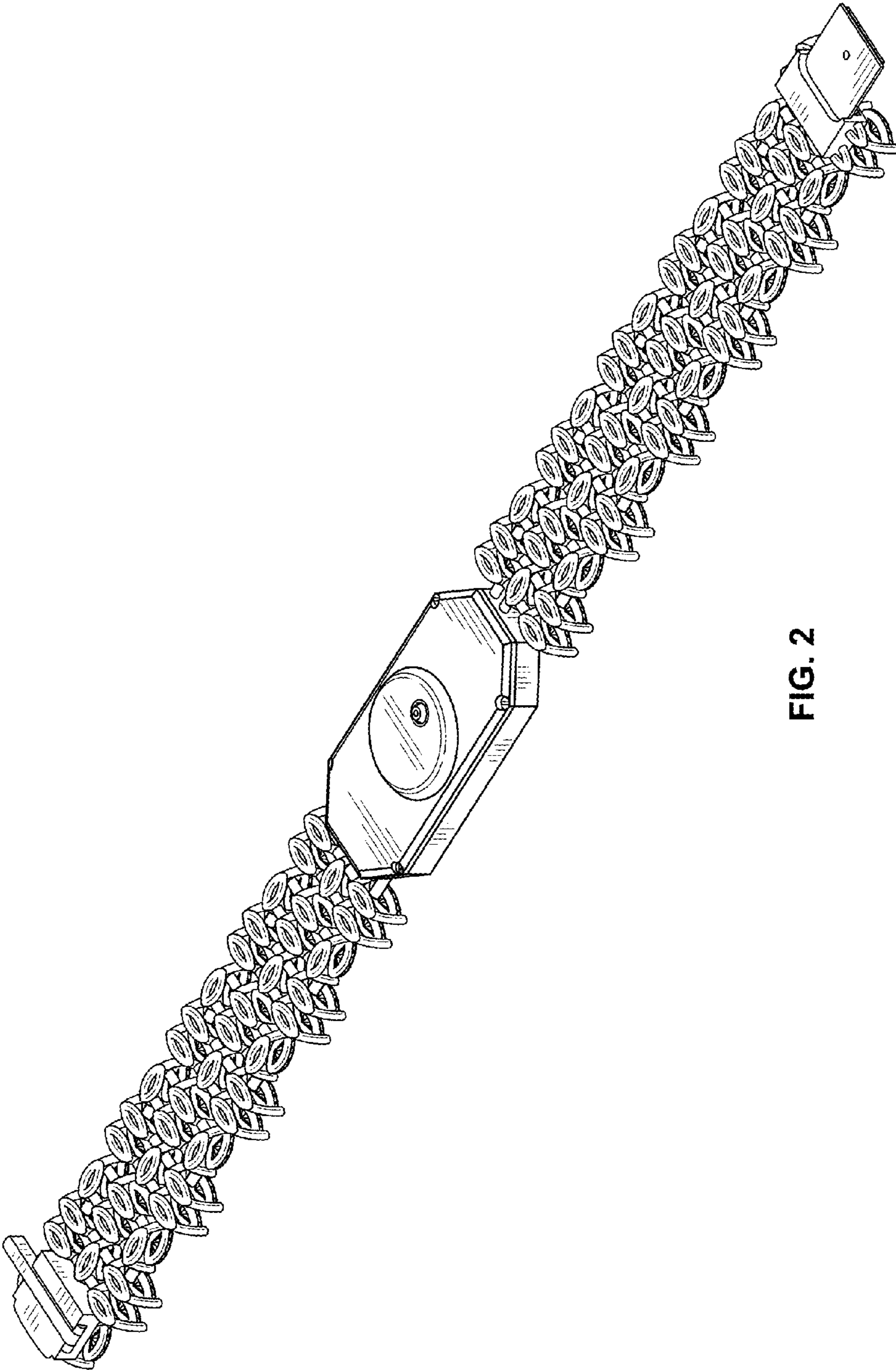


FIG. 2

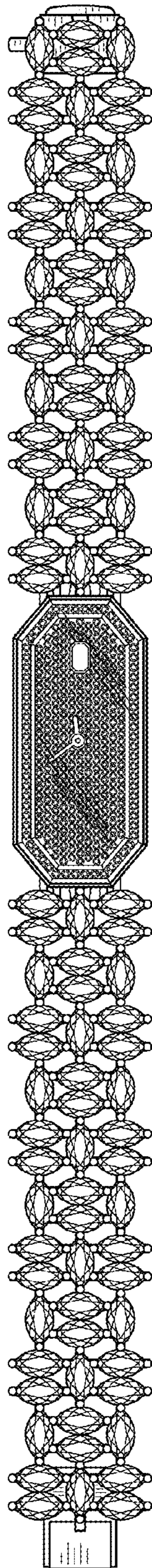


FIG. 3

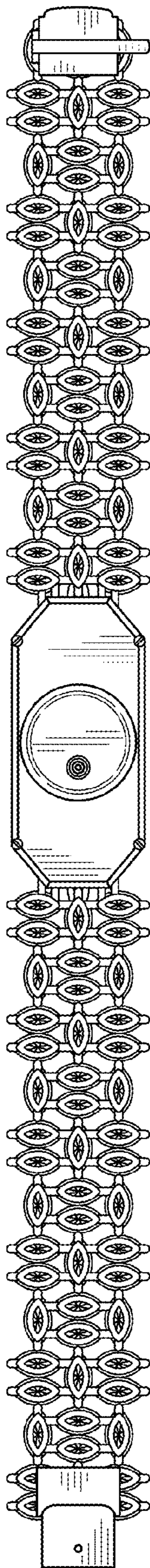


FIG. 4



FIG. 5



FIG. 6

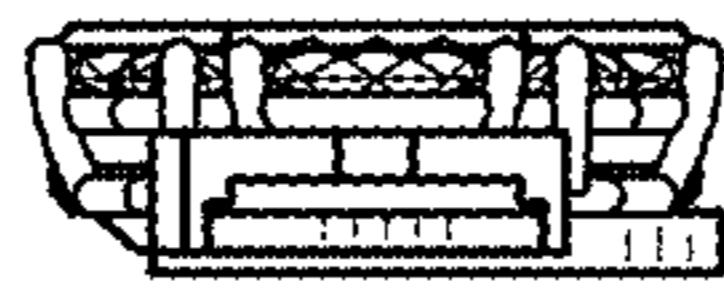


FIG. 7



FIG. 8

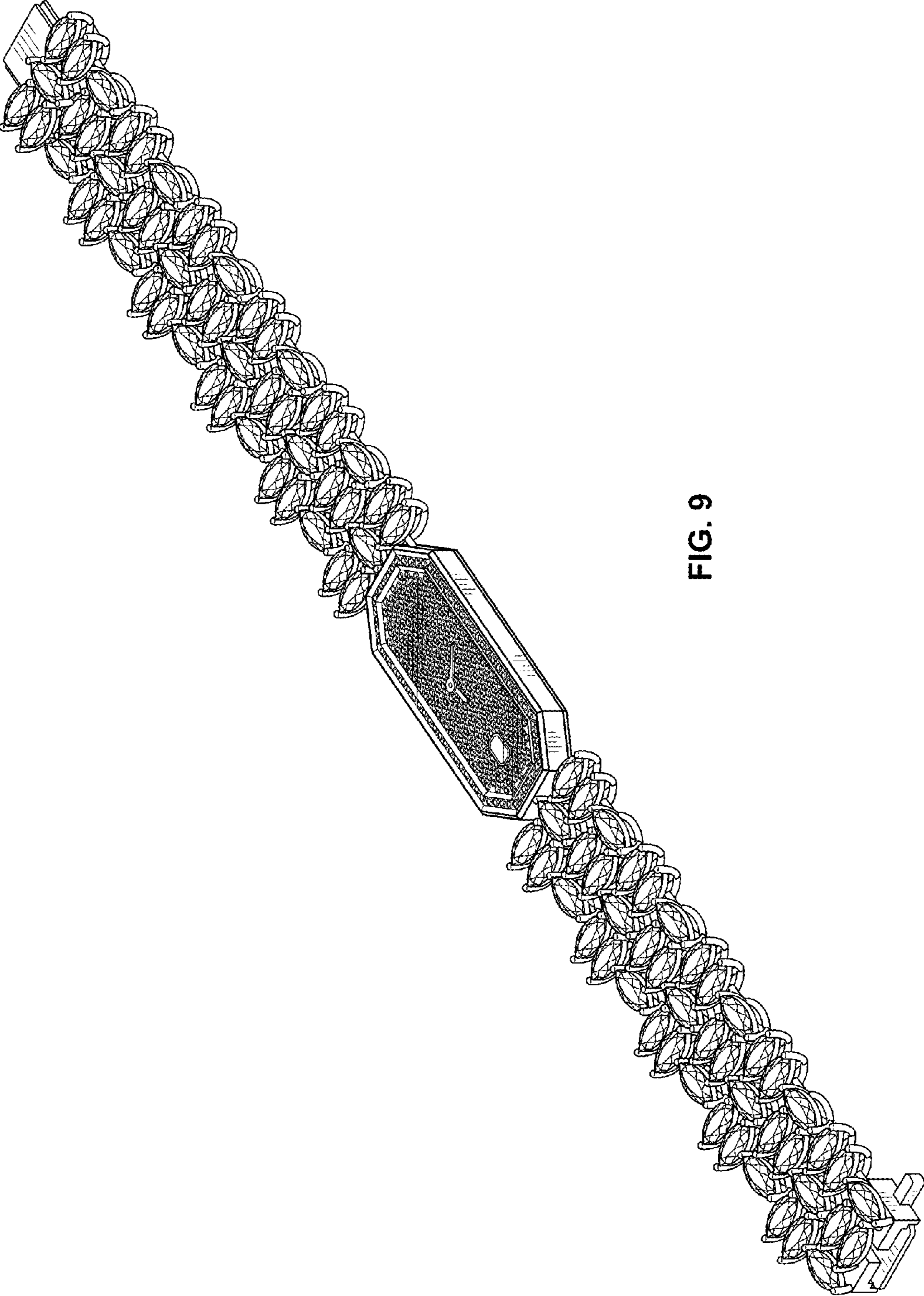


FIG. 9

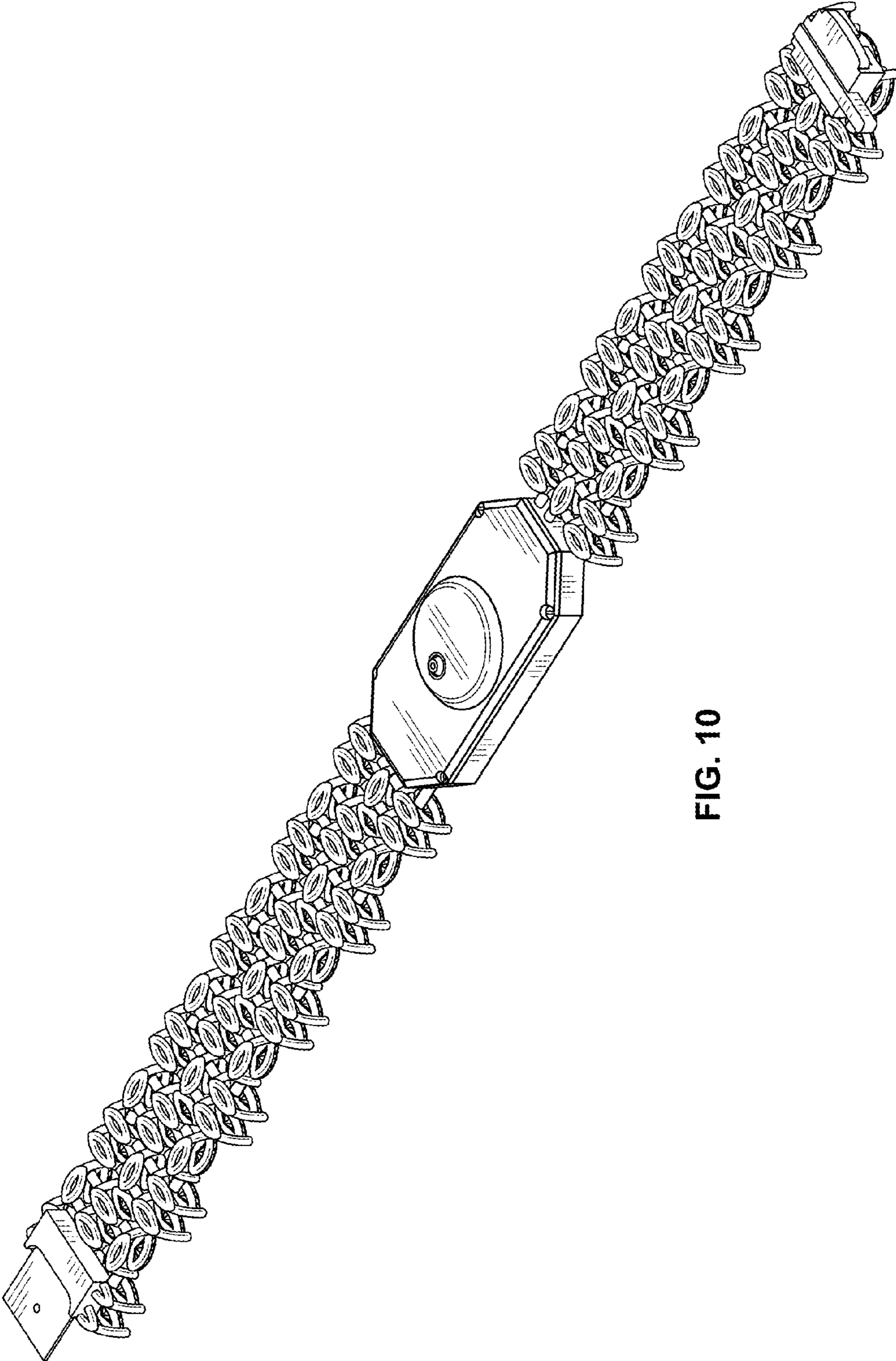


FIG. 10