



US00D743271S

(12) **United States Design Patent**
Bellingham, IV et al.

(10) **Patent No.:** **US D743,271 S**

(45) **Date of Patent:** **** Nov. 17, 2015**

(54) **MULTI-PURPOSE BAG**

D653,962 S * 2/2012 Vazquez D9/711
D673,056 S * 12/2012 Gallas D9/703
D689,254 S * 9/2013 Reno D34/6

(71) Applicants: **Henry James Bellingham, IV**,
Charleston, SC (US); **Eric Hardinge**
Langsam, Charleston, SC (US); **Philip**
Arthur Wilheit, Jr., Atlanta, GA (US)

FOREIGN PATENT DOCUMENTS

CN 201268436 Y 7/2009
JP 2001278290 A 10/2001

(72) Inventors: **Henry James Bellingham, IV**,
Charleston, SC (US); **Eric Hardinge**
Langsam, Charleston, SC (US); **Philip**
Arthur Wilheit, Jr., Atlanta, GA (US)

OTHER PUBLICATIONS

Examiner's Report for corresponding Canadian application No.
2,821,451, issued by Canadian Intellectual Property Office on Apr.
22, 2014; 2 pages.

(**) Term: **14 Years**

* cited by examiner

(21) Appl. No.: **29/461,366**

Primary Examiner — Caron D Veynar
Assistant Examiner — Abraham Bahta

(22) Filed: **Jul. 22, 2013**

(74) *Attorney, Agent, or Firm* — Moore & Van Allen PLLC

(51) **LOC (10) Cl.** **09-05**

(52) **U.S. Cl.**

(57) **CLAIM**

USPC **D9/703**

The ornamental design for a multi-purpose bag, as shown and
described.

(58) **Field of Classification Search**

DESCRIPTION

USPC D9/702-714, 720, 430-432, 424-425,
D9/414; 383/33, 104, 81, 907, 120, 127,
383/123; 206/278, 286; 220/495.03, 908;
229/87.01, 87.19, 87.18, 400, 902,
229/906, 116.1, 103.2, 922, 923, 117.35,
229/10.3, 106, 113, 122, 231, 232, 229,
229/138, 404

FIG. 1 is a front, top, and right-side perspective view of a
multi-purpose bag;
FIG. 2 is a front-elevational view of the multi-purpose bag;
FIG. 3 is a rear-elevational view of the multi-purpose bag;
FIG. 4 is a right-side-elevational view of the multi-purpose
bag;
FIG. 5 is a left-side-elevational view of the multi-purpose
bag;
FIG. 6 is a top-plan view of the multi-purpose bag; and,
FIG. 7 is a bottom-plan view of the multi-purpose bag.

See application file for complete search history.

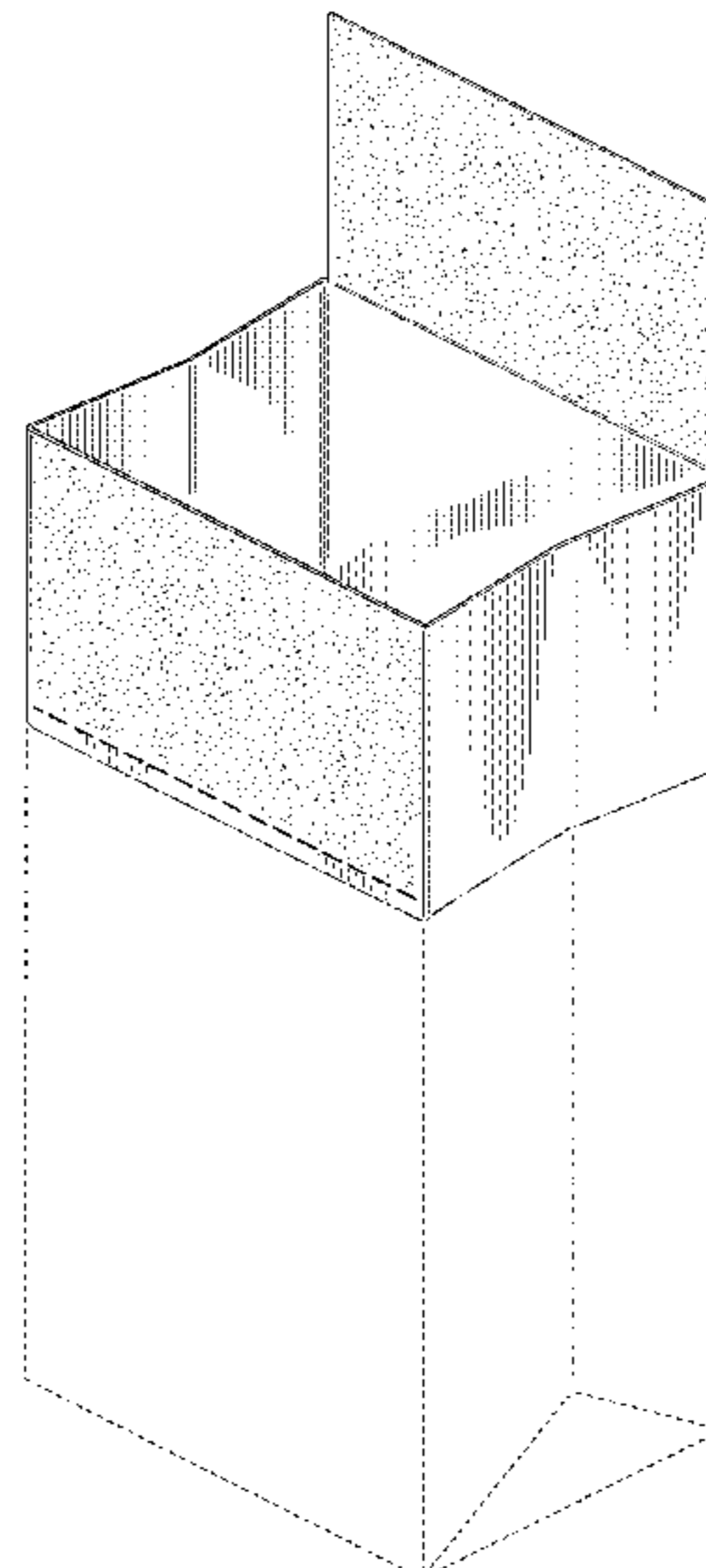
The broken lines shown in the drawings are shown for illus-
trative purposes only and form no part of the claimed design.
In addition, the surface shading, if any, illustrated in the
drawings is provided to highlight the contour of the design
and, as applicable, to be illustrative of texture.

(56) **References Cited**

U.S. PATENT DOCUMENTS

2,654,527 A * 10/1953 Geckler et al. 383/40
D229,896 S * 1/1974 Bemel D9/703
D283,309 S * 4/1986 Caldwell et al. D9/416
D309,565 S * 7/1990 Newman et al. D9/704
5,716,138 A * 2/1998 Southwell 383/104
D497,541 S * 10/2004 Clark D9/703
D624,830 S * 10/2010 Sikorski D9/711
D633,268 S * 2/2011 Bottita D34/6

1 Claim, 5 Drawing Sheets



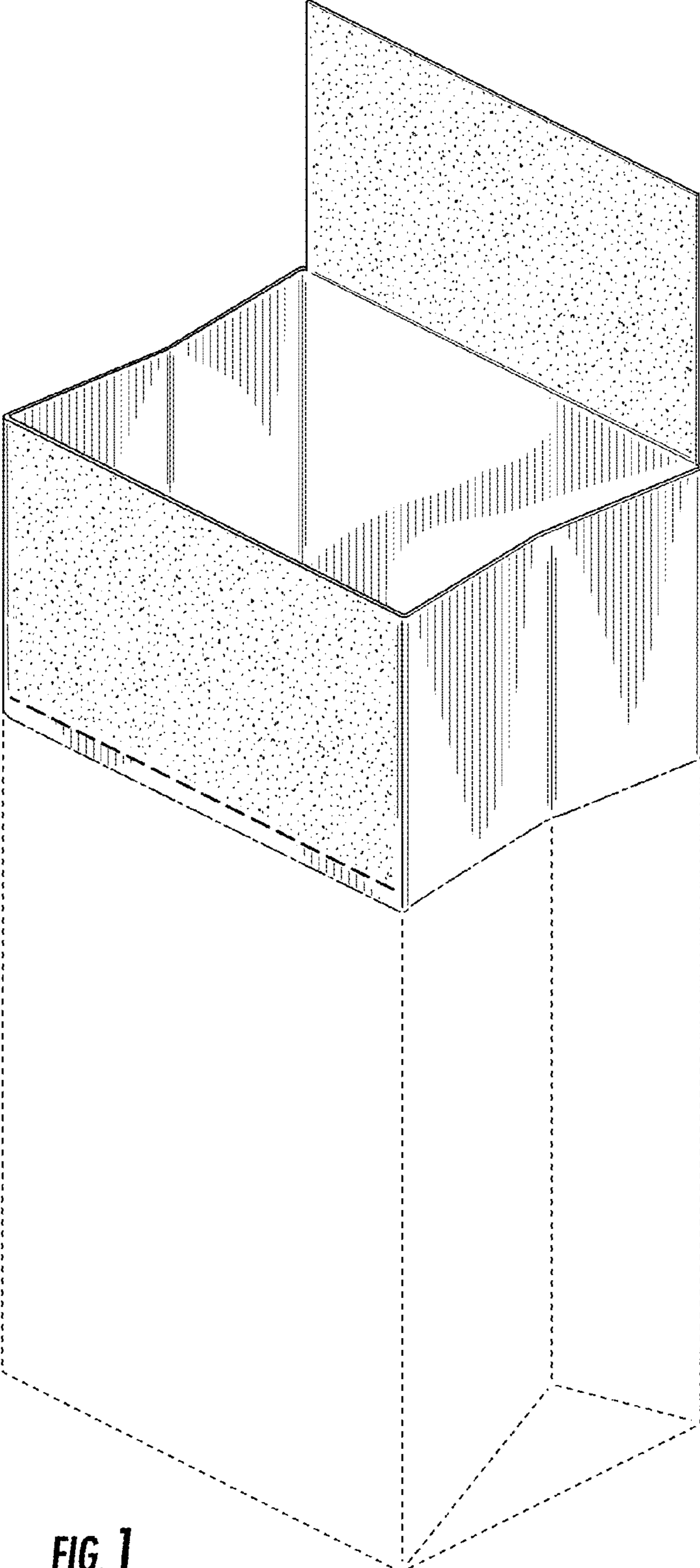


FIG. 1

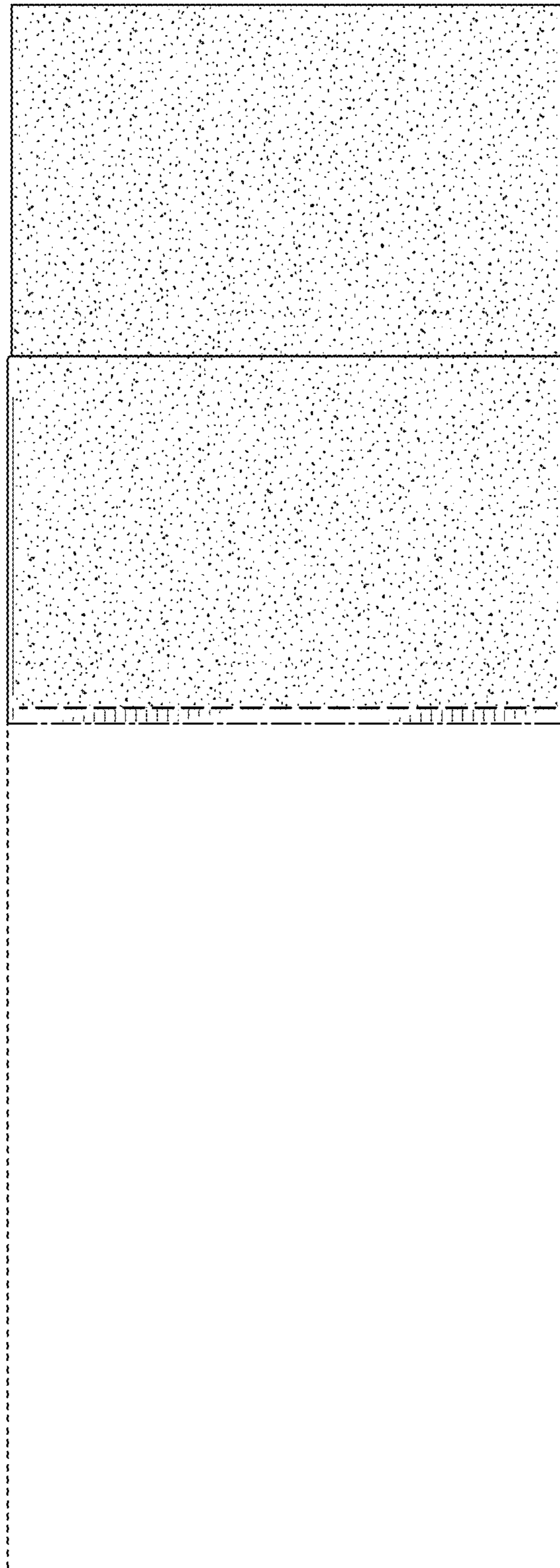


FIG. 2

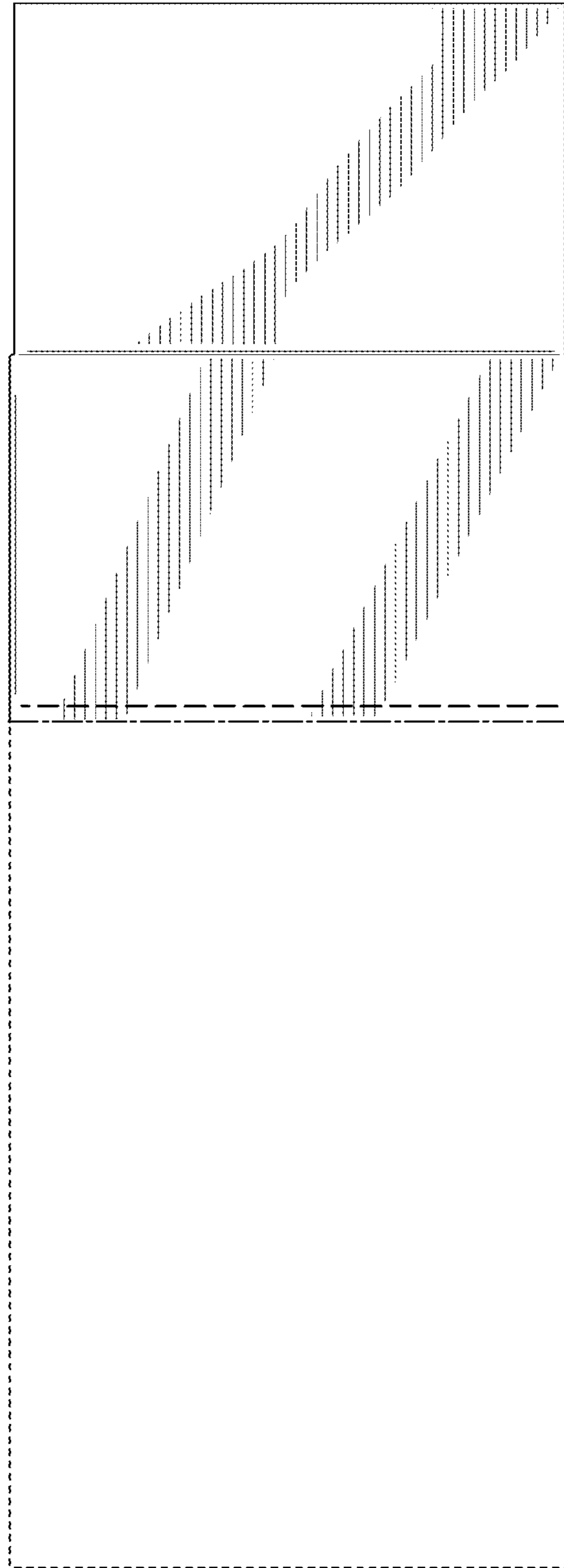


FIG. 3

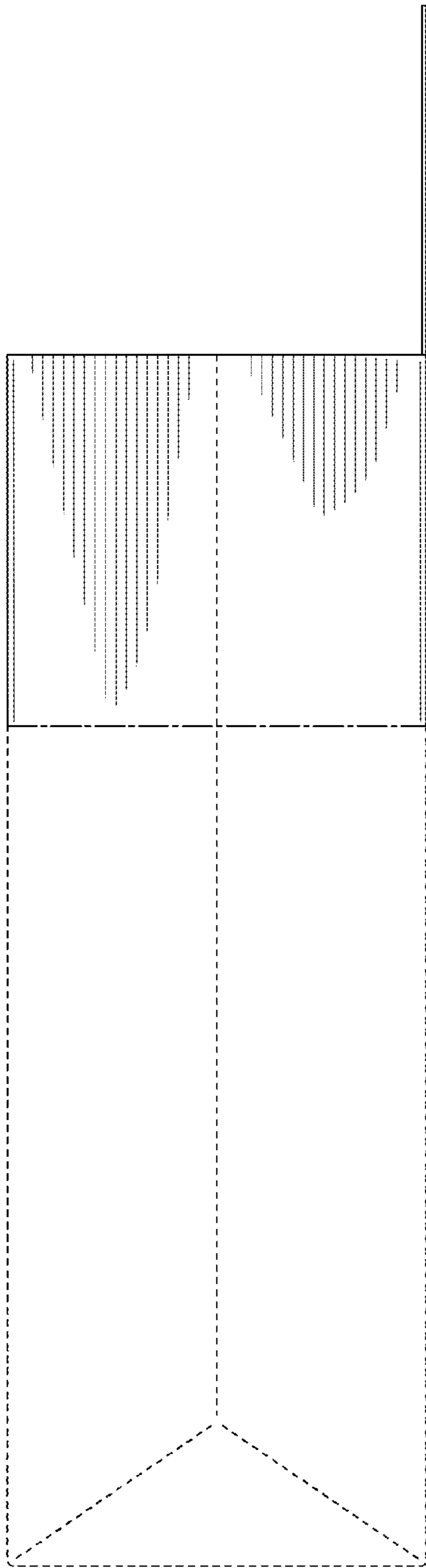


FIG. 4

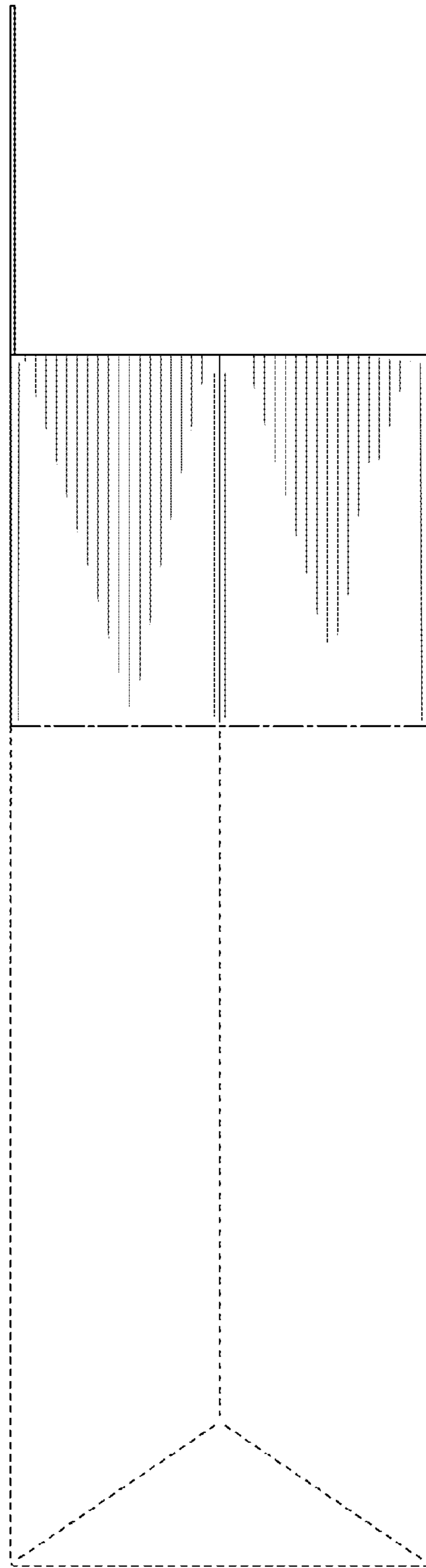


FIG. 5



FIG. 6



FIG. 7