



US00D743240S

(12) **United States Design Patent**
Bachorski et al.

(10) **Patent No.:** **US D743,240 S**

(45) **Date of Patent:** **** Nov. 17, 2015**

(54) **VEHICLE KEY**

(71) Applicant: **VOLKSWAGEN**
AKTIENGESELLSCHAFT, Wolfsburg
(DE)

(72) Inventors: **Tomasz Bachorski**, Wolfsburg (DE);
Albert-Johann Kirzinger, Wolfsburg
(DE); **Dirk Halbauer**, Wolfsburg (DE)

(73) Assignee: **VOLKSWAGEN**
AKTIENGESELLSCHAFT, Wolfsburg
(DE)

(**) Term: **14 Years**

(21) Appl. No.: **29/473,504**

(22) Filed: **Nov. 22, 2013**

(51) **LOC (10) Cl.** **08-07**

(52) **U.S. Cl.**
USPC **D8/347**

(58) **Field of Classification Search**
USPC D8/347, 348; 70/51, 336, 344, 348,
70/391, 393, 402, 408, 416, 429, 430, 460,
70/447, 257, 278.2, 278.3, 413, 456 R, 25,
70/2; 307/9.1, 10.1, 10.2; 340/425.5,
340/425.13

See application file for complete search history.

(56) **References Cited**

U.S. PATENT DOCUMENTS

4,888,970 A * 12/1989 Kinzler et al. 70/456 R
D407,007 S * 3/1999 Sacco et al. D8/347
6,016,676 A * 1/2000 McConnell 70/408

6,089,060 A * 7/2000 Steeley 70/456 R
D442,060 S * 5/2001 Neset et al. D8/347
6,386,007 B1 * 5/2002 Johnson et al. 70/408
D461,047 S * 8/2002 Peterson D3/208
D495,585 S * 9/2004 Osada D8/347
D557,111 S * 12/2007 Ydreemark et al. D8/347
D635,841 S * 4/2011 Lindley D8/347

* cited by examiner

Primary Examiner — Prabhakar Deshmukh

(74) *Attorney, Agent, or Firm* — Lucas & Mercanti, LLP;
Klaus P. Stoffel

(57) **CLAIM**

The ornamental design for a vehicle key, as shown and described.

DESCRIPTION

FIG. 1 is a front view of a vehicle key showing our new design;

FIG. 2 is a rear view thereof;

FIG. 3 is a front, right side perspective view thereof;

FIG. 4 is a rear, left side perspective view thereof;

FIG. 5 is a top, front perspective view thereof;

FIG. 6 is a bottom, front, left side perspective view thereof;

FIG. 7 is a top, front, right side perspective view thereof;

FIG. 8 is a front view of a second embodiment of a vehicle key;

FIG. 9 is a rear view thereof;

FIG. 10 is a front, right side perspective view thereof;


FIG. 11 is a rear, left side perspective view thereof;

FIG. 12 is a top, front perspective view thereof;

FIG. 13 is a bottom, front, left side perspective view thereof; and,

FIG. 14 is a top, front, right side perspective view thereof.

1 Claim, 5 Drawing Sheets






Fig. 1




Fig. 2




Fig. 3




Fig. 4



Fig. 5



Fig. 6



Fig. 7

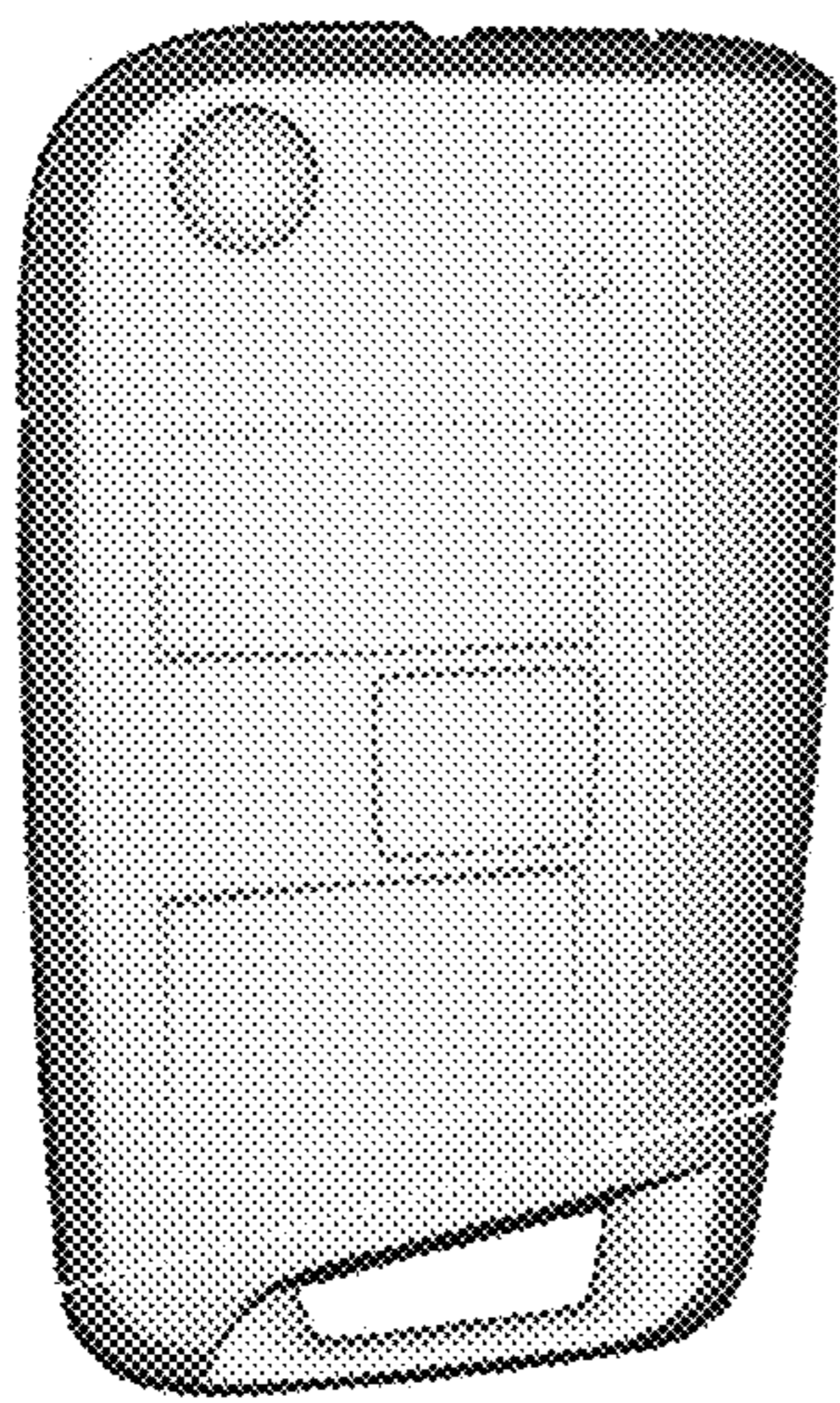


Fig. 8

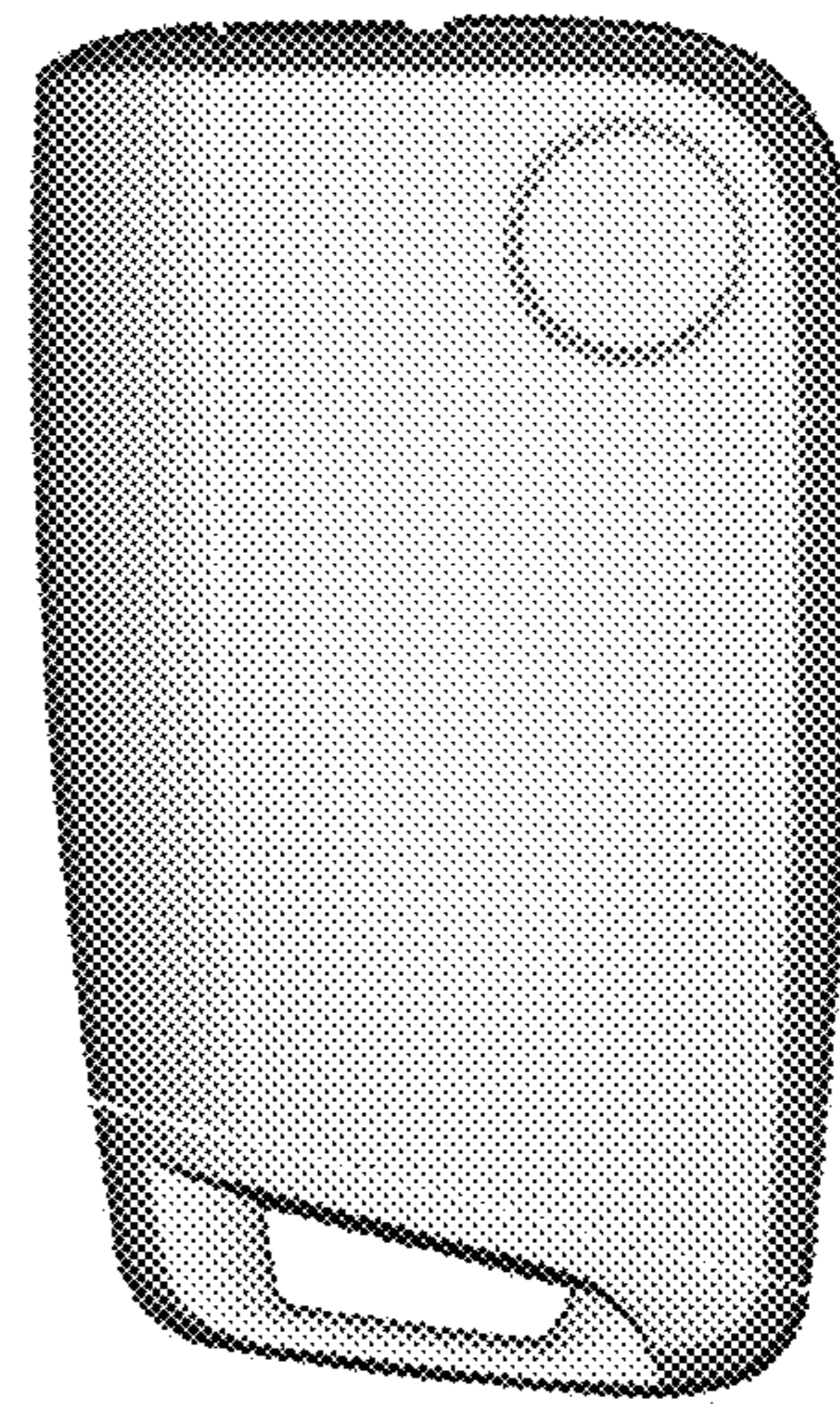


Fig. 9




Fig. 10




Fig. 11




Fig. 12



Fig. 13




Fig. 14