



US00D743239S

(12) **United States Design Patent**
Jones, Jr. et al.

(10) **Patent No.:** **US D743,239 S**
(45) **Date of Patent:** **** Nov. 17, 2015**

(54) **DOOR LEVER**

(71) Applicant: **DEKA Products Limited Partnership**,
Manchester, NH (US)

(72) Inventors: **Benjamin W. Jones, Jr.**, Bedford, NH
(US); **Jacob W. Scarpaci**, Manchester,
NH (US); **James D. Dale**, Nashua, NH
(US); **James M. Sibona**, Hooksett, NH
(US); **David E. Collins**, Groveland, MA
(US)

(73) Assignee: **DEKA Products Limited Partnership**,
Manchester, NH (US)

(**) Term: **14 Years**

(21) Appl. No.: **29/500,890**

(22) Filed: **Aug. 29, 2014**

(51) **LOC (10) Cl.** **08-06**

(52) **U.S. Cl.**
USPC **D8/308**

(58) **Field of Classification Search**
USPC D8/300–302, 307–309, 310, 311,
D8/DIG. 10; D23/250, 252; 292/336.3;
74/523, 543, 545, 546, 547; 16/110.1,
16/412, 413, 422, 426, 429
CPC Y10T 16/44; Y10T 74/20612; Y10T
74/20732; Y10T 16/458; Y10T 16/498;
Y10T 16/469; Y10T 16/476; Y10T 74/20744;
Y10T 74/20864; Y10T 16/4628; Y10T
74/20642; Y10T 16/473; Y10T 74/20762;
Y10T 74/2042; Y10T 74/20828; Y10T
16/459; Y10T 16/4713; Y10T 74/2014;
Y10T 16/50; Y10T 74/20438; Y10T
74/20582; Y10T 74/20738; Y10T 16/48;
Y10T 74/20618; Y10T 74/20684; Y10T
74/20624; Y10T 74/20468; Y10T 16/61;
Y10T 16/4719; Y10T 16/86; Y10S 16/30;
Y10S 292/31; Y10S 292/53; Y10S 16/12;

Y10S 292/23; Y10S 292/27; Y10S 292/30;
Y10S 292/63; E05B 85/16; E05B 1/0015;
E05B 77/06; E05B 79/06; E05B 85/18;
E05B 85/12; E05B 85/10; E05B 7/00; E05B
1/0053; E05B 77/265

See application file for complete search history.

(56) **References Cited**

U.S. PATENT DOCUMENTS

D32,532	S	*	4/1900	Sargent	D8/337
D33,618	S	*	11/1900	Taylor	D8/337
D33,739	S	*	12/1900	Sargent	D8/337
D105,350	S	*	7/1937	Smull	D8/402
D498,718	S	*	11/2004	James	D12/179
D680,849	S	*	4/2013	Berger et al.	D8/308
D684,838	S	*	6/2013	Wirtz	D8/308
2003/0111848	A1	*	6/2003	Hansen	292/336.3

* cited by examiner

Primary Examiner — Derrick Holland

Assistant Examiner — Lauren Calve

(74) *Attorney, Agent, or Firm* — Marc J. Gorayeb

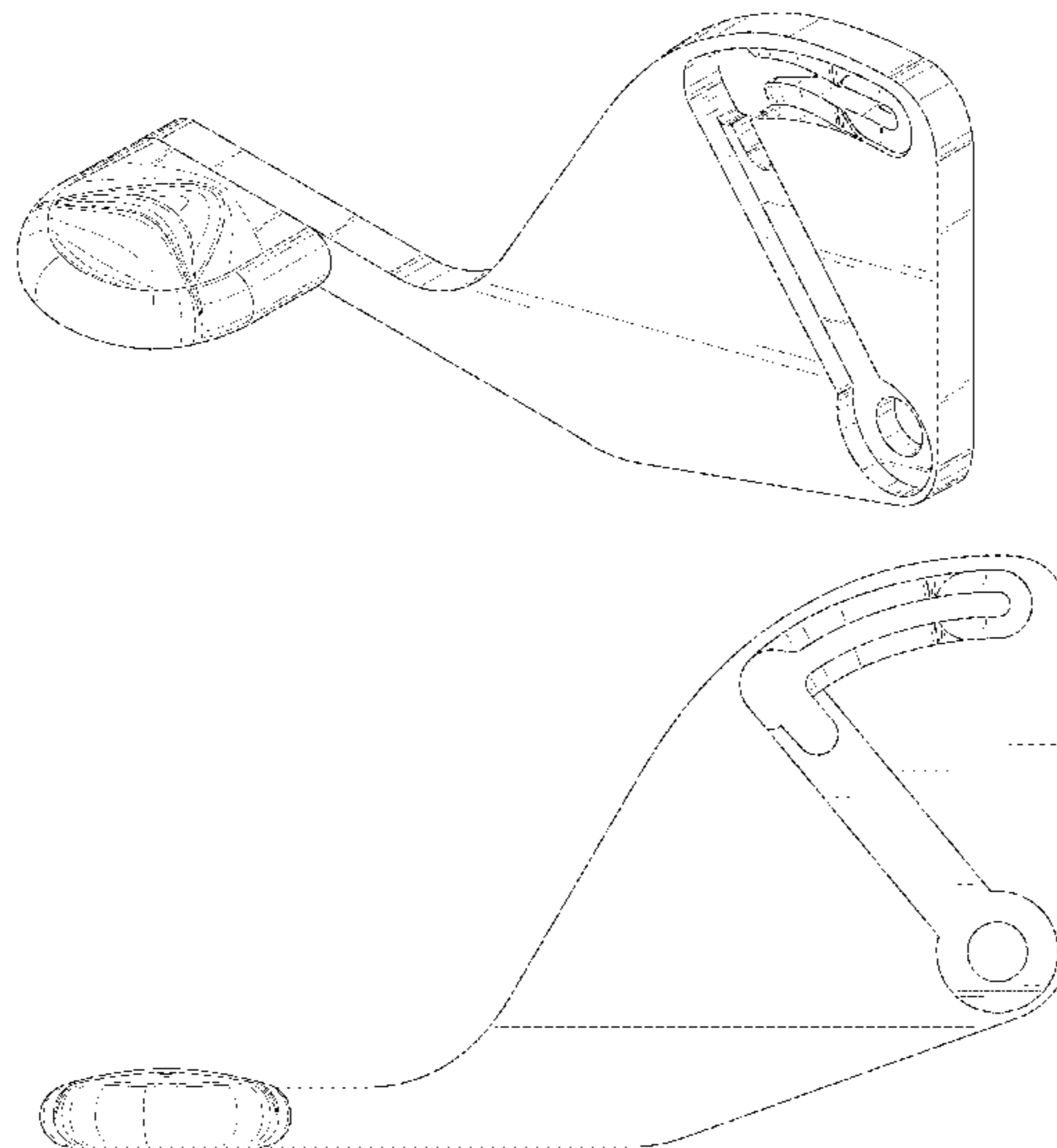
(57) **CLAIM**

The ornamental design for a door lever, as shown and described.

DESCRIPTION

FIG. 1 is a front, top, and right side perspective view of a door lever, showing the new design;
FIG. 2 is a front side elevational view thereof;
FIG. 3 is a rear side elevational view thereof;
FIG. 4 is a left side elevational view thereof.
FIG. 5 is a right side elevational view thereof; and
FIG. 6 is a top plan view thereof; and,
FIG. 7 is a bottom plan view thereof.
The broken lines shown represent unclaimed subject matter and form no part of the claimed design.

1 Claim, 6 Drawing Sheets



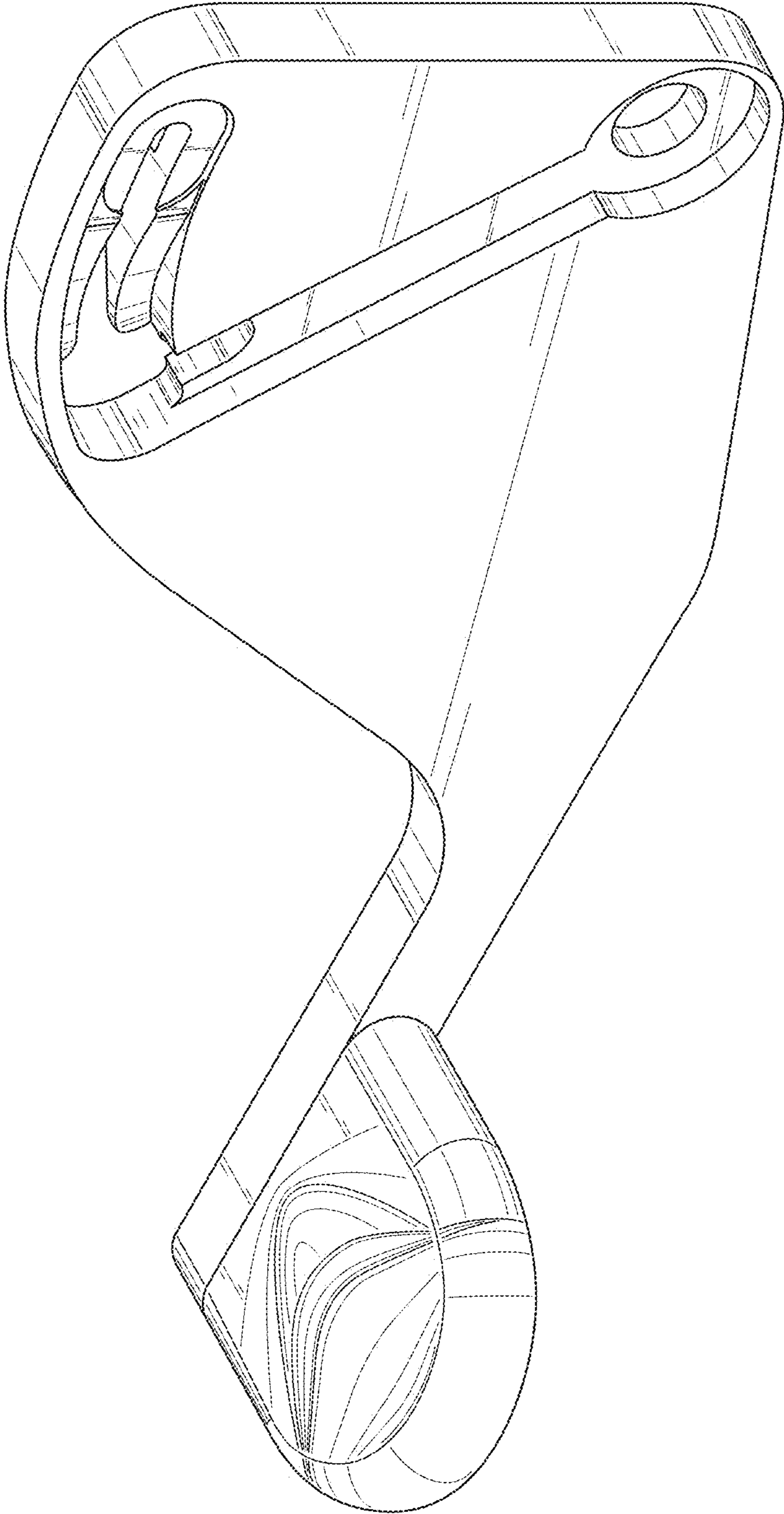


FIG. 1

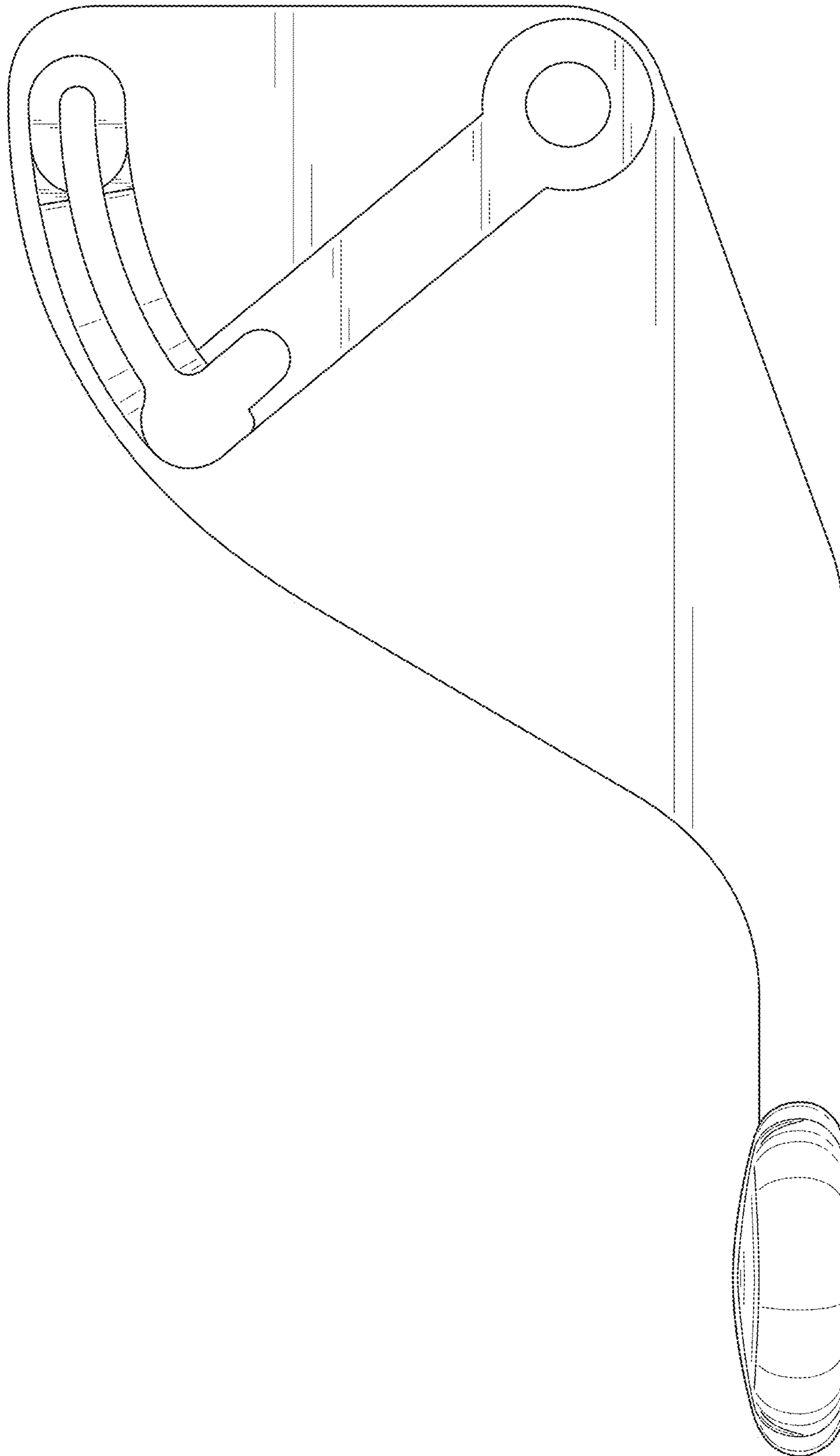


FIG. 2

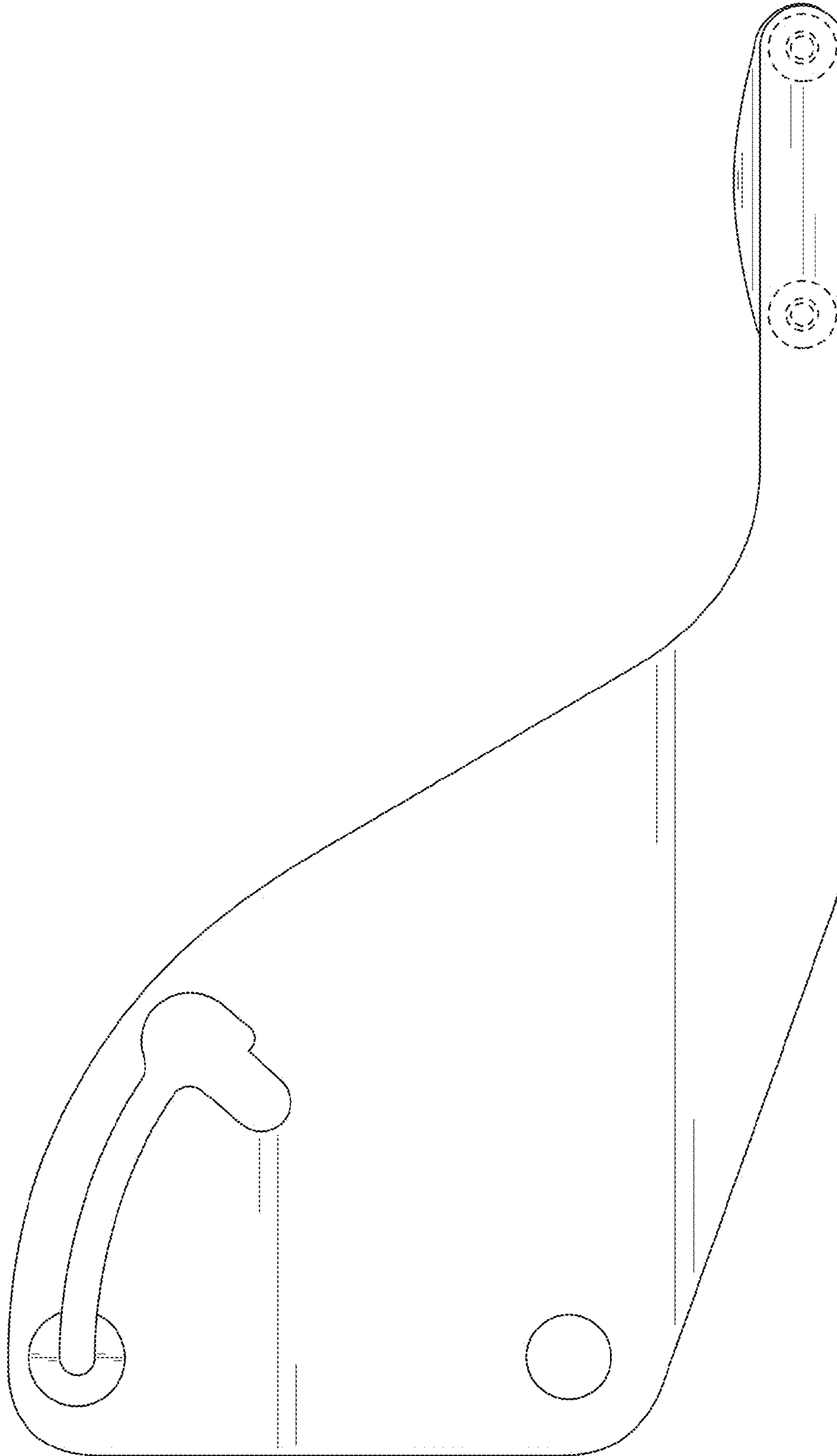


FIG. 3

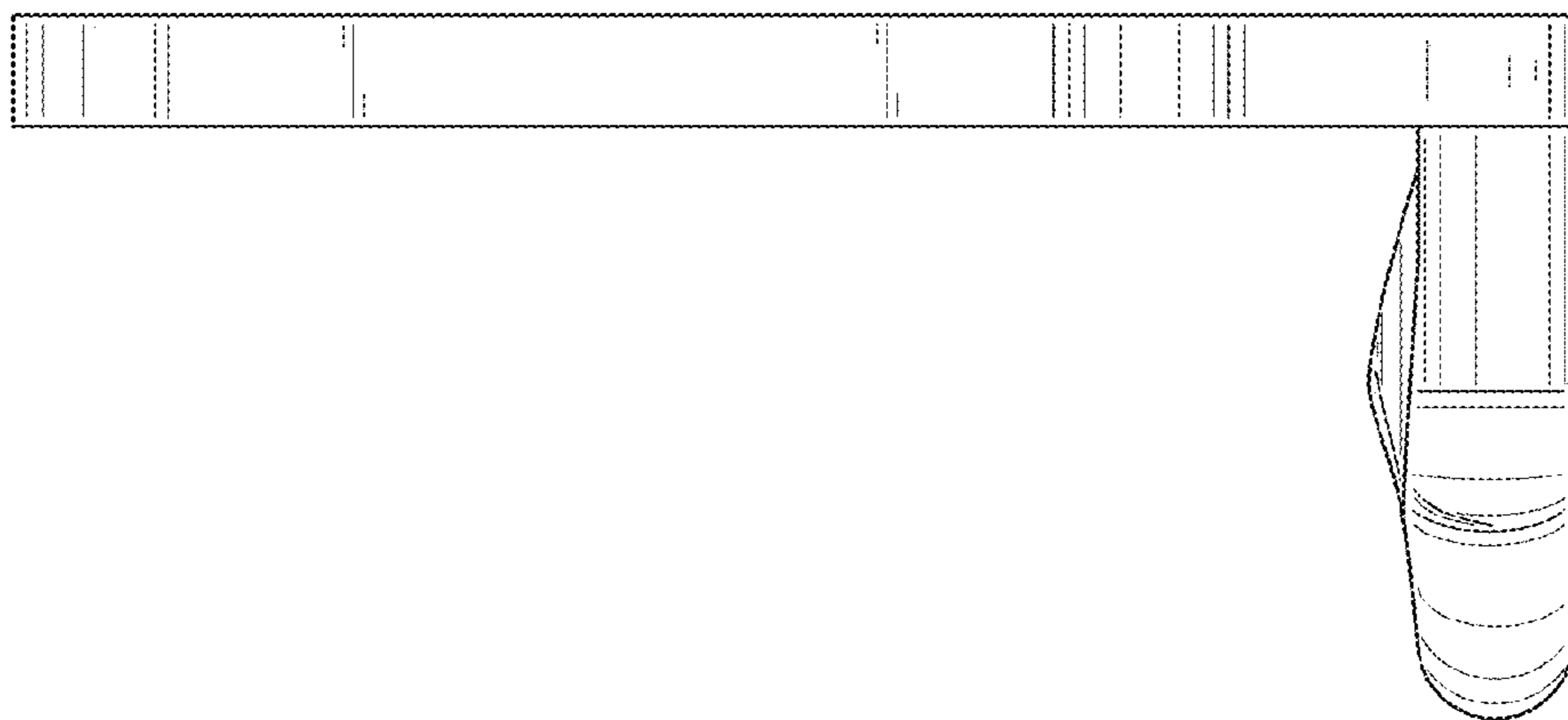


FIG. 5




FIG. 4




FIG. 6

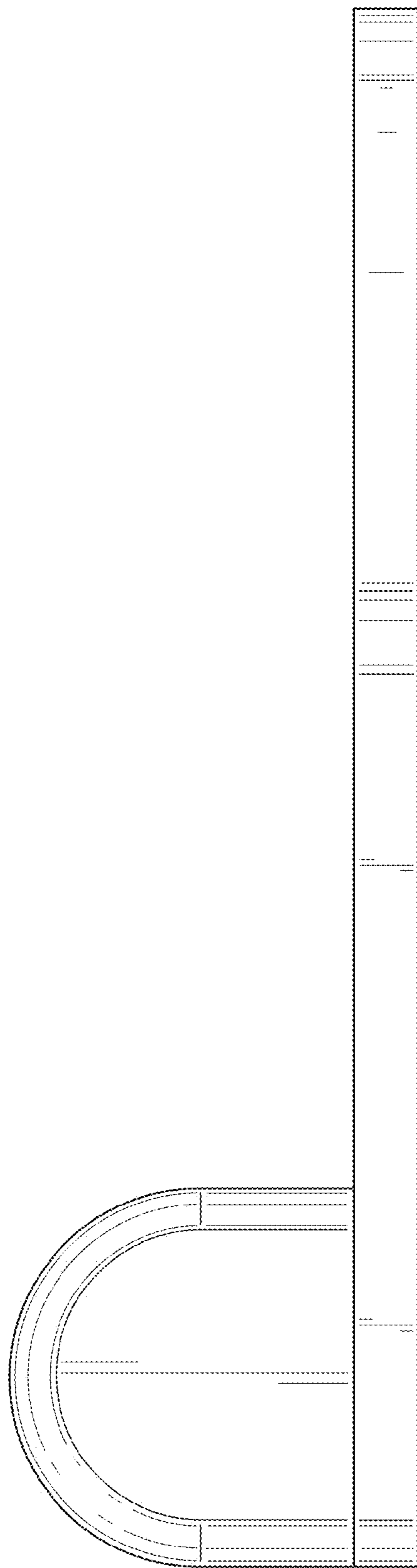


FIG. 7