



US00D743210S

(12) **United States Design Patent**  
**Yasui**

(10) **Patent No.:** **US D743,210 S**  
(45) **Date of Patent:** **\*\* Nov. 17, 2015**

(54) **DRINKING VESSEL**

(71) Applicant: **Rie Yasui**, Kobe (JP)

(72) Inventor: **Rie Yasui**, Kobe (JP)

(\*\*) Term: **14 Years**

(21) Appl. No.: **29/463,871**

(22) Filed: **Mar. 21, 2014**

(30) **Foreign Application Priority Data**

Sep. 21, 2013 (JP) ..... D2013-021913  
Sep. 21, 2013 (JP) ..... D2013-021914

(51) **LOC (10) Cl.** ..... **07-01**

(52) **U.S. Cl.**  
USPC ..... **D7/537**

(58) **Field of Classification Search**  
USPC ..... D7/300, 500, 509, 523, 524, 525, 537,  
D7/566; 215/382; 220/592.16, 592.17,  
220/669, 703  
See application file for complete search history.

(56) **References Cited**

**U.S. PATENT DOCUMENTS**

D140,658	S *	3/1945	Erbe	.....	D7/523
D614,917	S *	5/2010	Calco	.....	D7/509
D674,236	S *	1/2013	Zimmer	.....	D7/396.2
D685,608	S *	7/2013	Bangert	.....	D7/509
8,807,340	B2 *	8/2014	Zimmer	.....	206/509
2010/0314274	A1 *	12/2010	Saunders et al.	.....	206/427
2011/0114652	A1 *	5/2011	Lown	.....	220/669
2013/0221009	A1 *	8/2013	Zimmer	.....	220/359.1

**FOREIGN PATENT DOCUMENTS**

EM 000664958-0023 \* 3/2007  
WO D050969-009 \* 5/2000

**OTHER PUBLICATIONS**

<http://www.sunrique.com/tableware.html> Available as early as Mar. 15, 2012.\*

<http://www.crateandbarrel.com/acrylic-stemless-wine-glass/s160779> Available online as early as Jul. 26, 2012.\*

\* cited by examiner

*Primary Examiner* — Susan Bennett Hattan

*Assistant Examiner* — Leanne Was

(74) *Attorney, Agent, or Firm* — Hamre, Schumann, Mueller & Larson, P.C.

(57) **CLAIM**

The ornamental design for a drinking vessel, as shown and described.

**DESCRIPTION**

The patent or application file contains at least one drawing executed in color. Copies of this patent or patent application publication with color drawing(s) will be provided by the Office upon request and payment of necessary fee.

FIG. 1 is a front view of the drinking vessel.

FIG. 2 is a back view of the drinking vessel.

FIG. 3 is a right side view of the drinking vessel.

FIG. 4 is a left side view of the drinking vessel.

FIG. 5 is a top view of the drinking vessel.

FIG. 6 is a bottom view of the drinking vessel; and,

FIG. 7 is a perspective view of the drinking vessel.

**1 Claim, 7 Drawing Sheets**  
**(7 of 7 Drawing Sheet(s) Filed in Color)**




FIG. 1



FIG. 2



FIG. 3

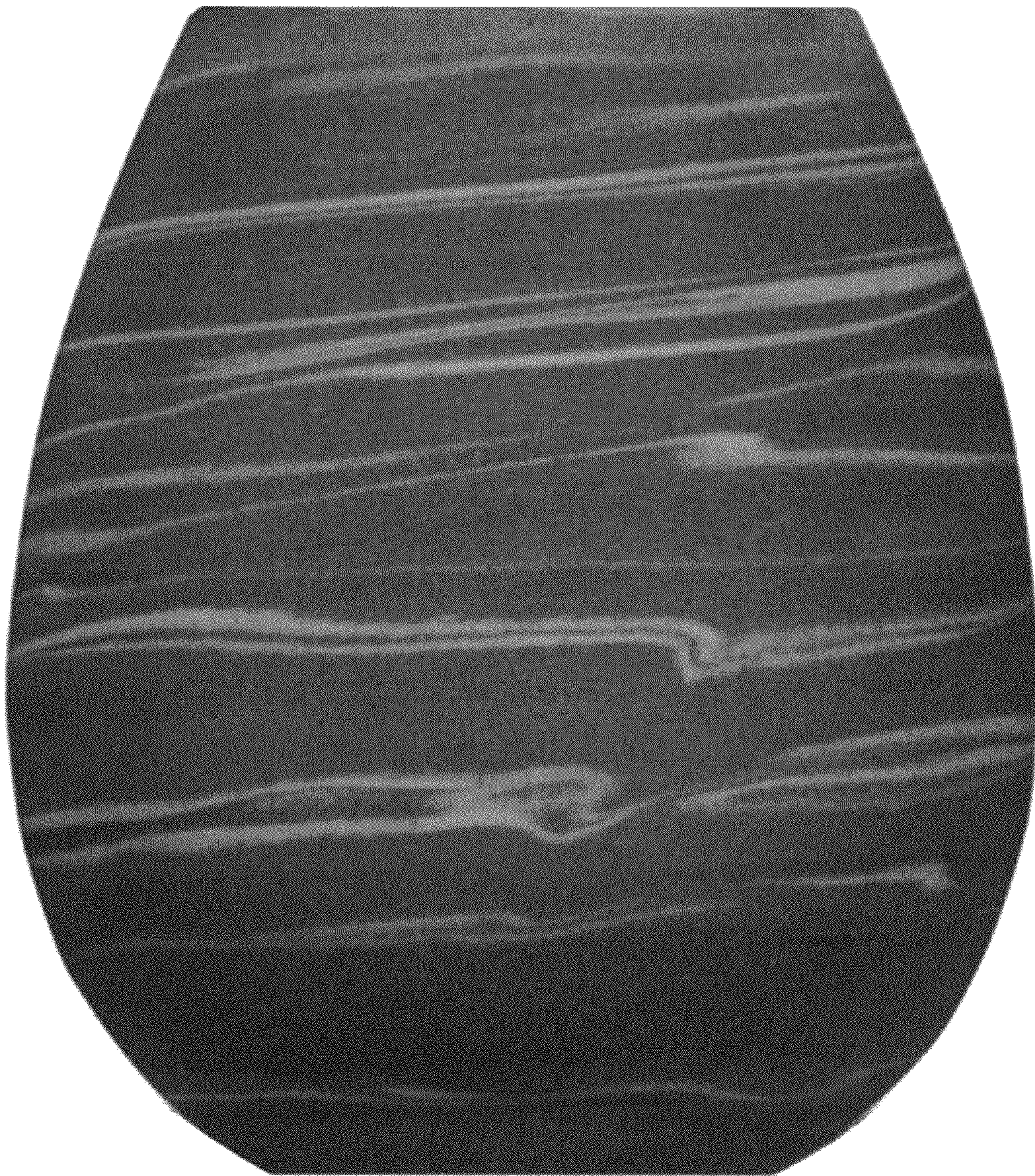


FIG. 4



FIG. 5



FIG. 6






FIG. 7