



US00D743208S

(12) **United States Design Patent**
Thun et al.

(10) **Patent No.:** **US D743,208 S**

(45) **Date of Patent:** **** *Nov. 17, 2015**

(54) **GLASS**

(71) Applicant: **Zwilling J.A. Henckels AG**, Solingen (DE)

(72) Inventors: **Matteo Thun**, Mailand (IT); **Antonio Rodriguez**, Mailand (IT)

(73) Assignee: **Zwilling J.A. Henckels AG** (DE)

(*) Notice: This patent is subject to a terminal disclaimer.

(**) Term: **14 Years**

(21) Appl. No.: **29/522,138**

(22) Filed: **Mar. 27, 2015**

(51) **LOC (10) Cl.** **07-01**

(52) **U.S. Cl.**

USPC **D7/523**; D7/509

(58) **Field of Classification Search**

USPC D7/523, 532, 524, 509; 220/703, 220/592.16, 592.17; 215/382

CPC A47G 19/22; A47G 19/23; A47G 19/2205

See application file for complete search history.

(56) **References Cited**

U.S. PATENT DOCUMENTS

D2,440 S	9/1866	Matthews	
2,725,733 A *	12/1955	Howlett	215/12.1
5,076,463 A	12/1991	McGraw	
D519,785 S *	5/2006	Bodum	D7/523
D523,693 S *	6/2006	Bodum	D7/523
D550,034 S *	9/2007	Bodum	D7/509
D553,437 S	10/2007	Bodum	
D553,440 S *	10/2007	Bodum	D7/523
D553,909 S *	10/2007	Bodum	D7/523
D563,172 S	3/2008	Bodum	
D565,354 S *	4/2008	Bodum	D7/523
D565,903 S	4/2008	Bodum	

D568,103 S	5/2008	Bodum	
D577,260 S *	9/2008	Bodum	D7/523
D581,739 S *	12/2008	Bodum	D7/523
D595,090 S *	6/2009	Benson	D7/531
D597,791 S	8/2009	Lion	
D597,792 S *	8/2009	Lion et al.	D7/523
D599,619 S	9/2009	Bodum	
D609,053 S	2/2010	Dingenouts	
D622,548 S *	8/2010	Jensen et al.	D7/523
D623,897 S *	9/2010	Ross	D7/523
D628,340 S	11/2010	Krause	
D631,294 S	1/2011	Ross	
D634,159 S	3/2011	Bodum	
D637,456 S	5/2011	Creech	
D648,599 S	11/2011	Watanabe	

(Continued)

FOREIGN PATENT DOCUMENTS

CN	2790328 Y	6/2006
CN	203873457 Y	10/2014
DE	20 2008 012 296	3/2009

Primary Examiner — Marianne Pandozzi

(74) *Attorney, Agent, or Firm* — Mayback & Hoffman, P.A.; Gregory L. Mayback; Christopher V. Carani

(57) **CLAIM**

The ornamental design for a glass, as shown and described.

DESCRIPTION

FIG. 1 is a perspective view of a glass showing our new design;

FIG. 2 is a side elevational view thereof, all sides being the same;

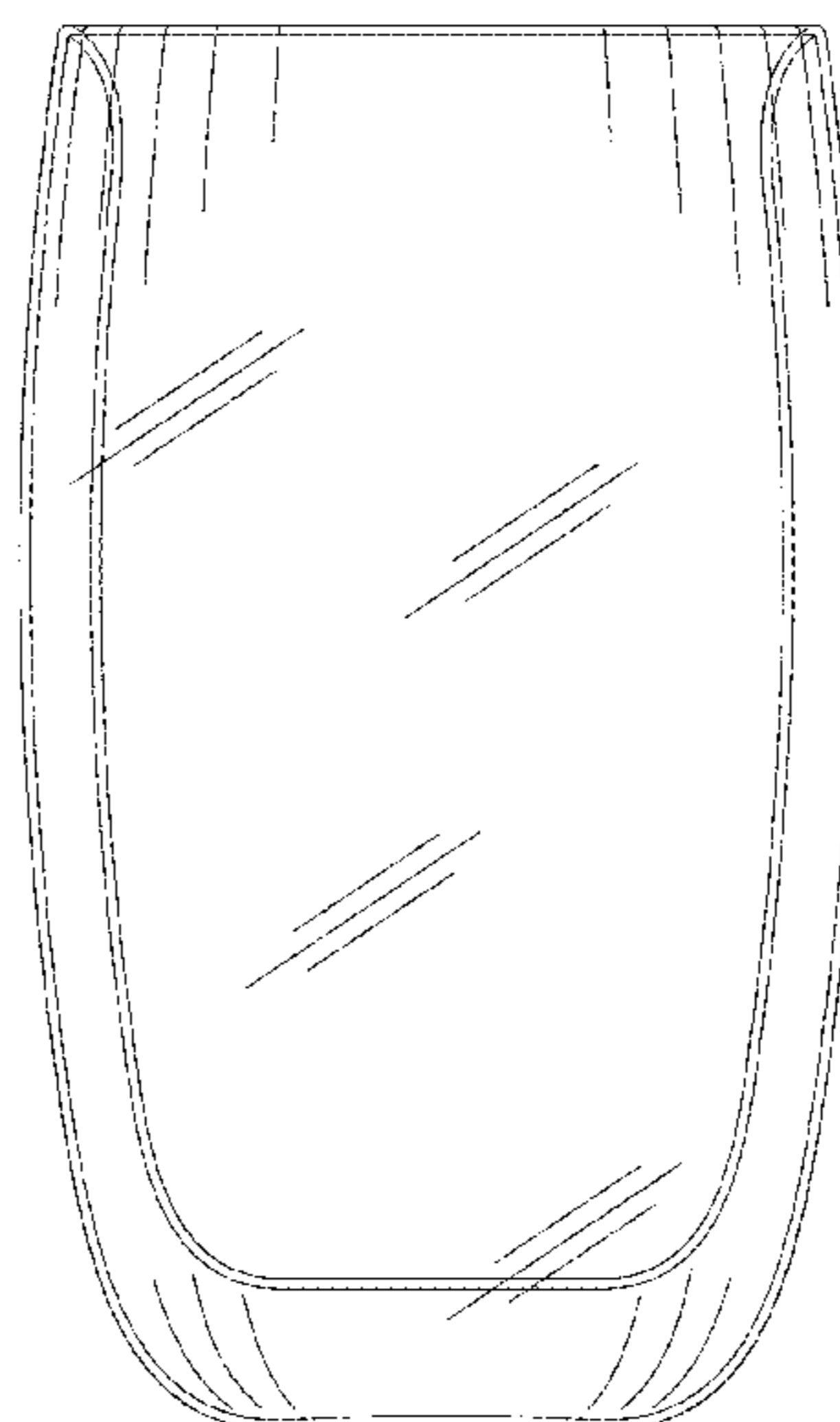
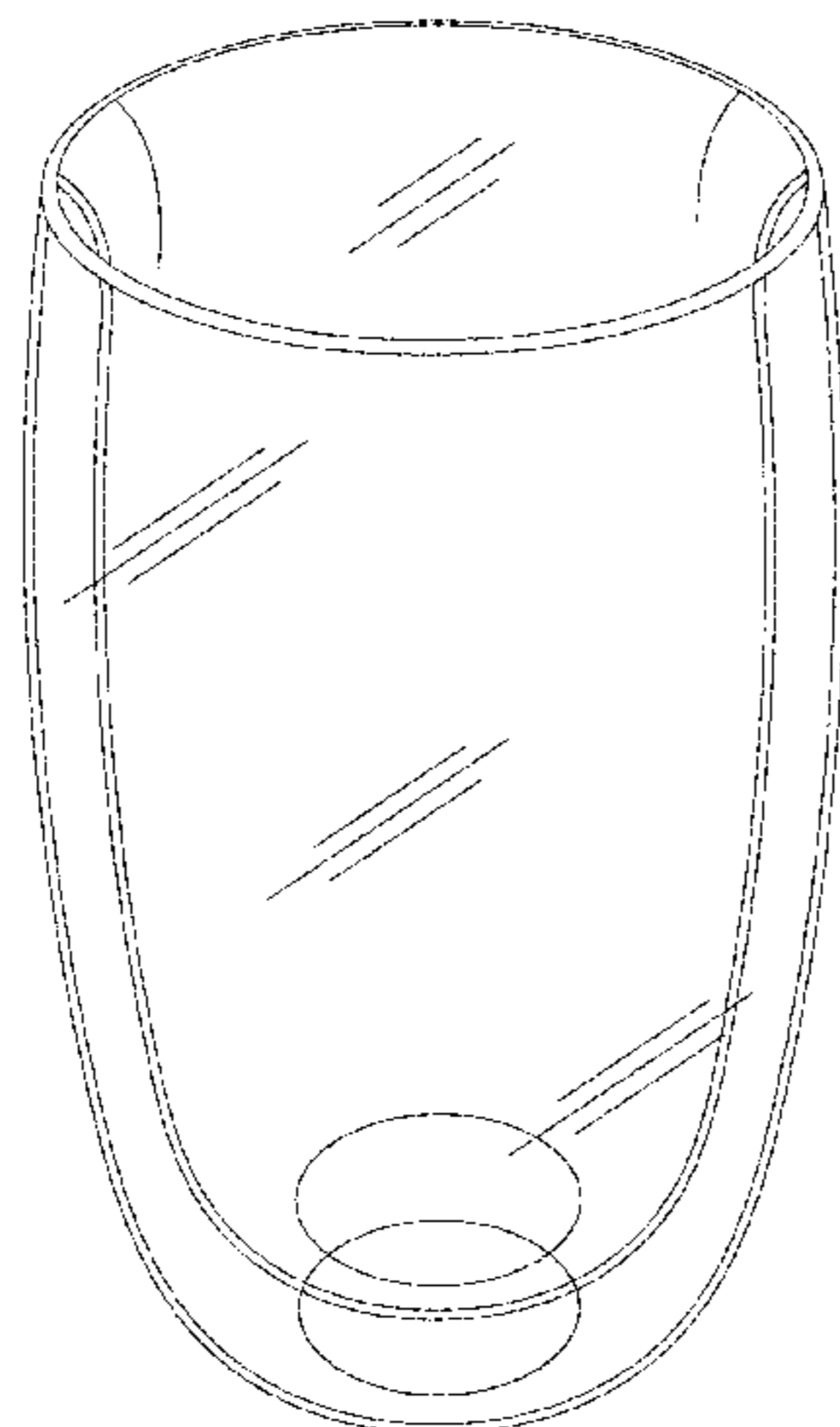
FIG. 3 is a top plan view thereof;

FIG. 4 is a bottom plan view thereof; and,

FIG. 5 is a cross-sectional view thereof taken along section line 5-5 of FIG. 3.

More than one side elevational view is omitted because the glass is symmetrical.

1 Claim, 5 Drawing Sheets



(56)

References Cited

U.S. PATENT DOCUMENTS

D698,603 S 2/2014 Huckestein
2010/0288776 A1 11/2010 Bodum
2014/0124470 A1 5/2014 Alberts

D650,633 S 12/2011 Birgers
D651,467 S * 1/2012 Bodum D7/523 * cited by examiner

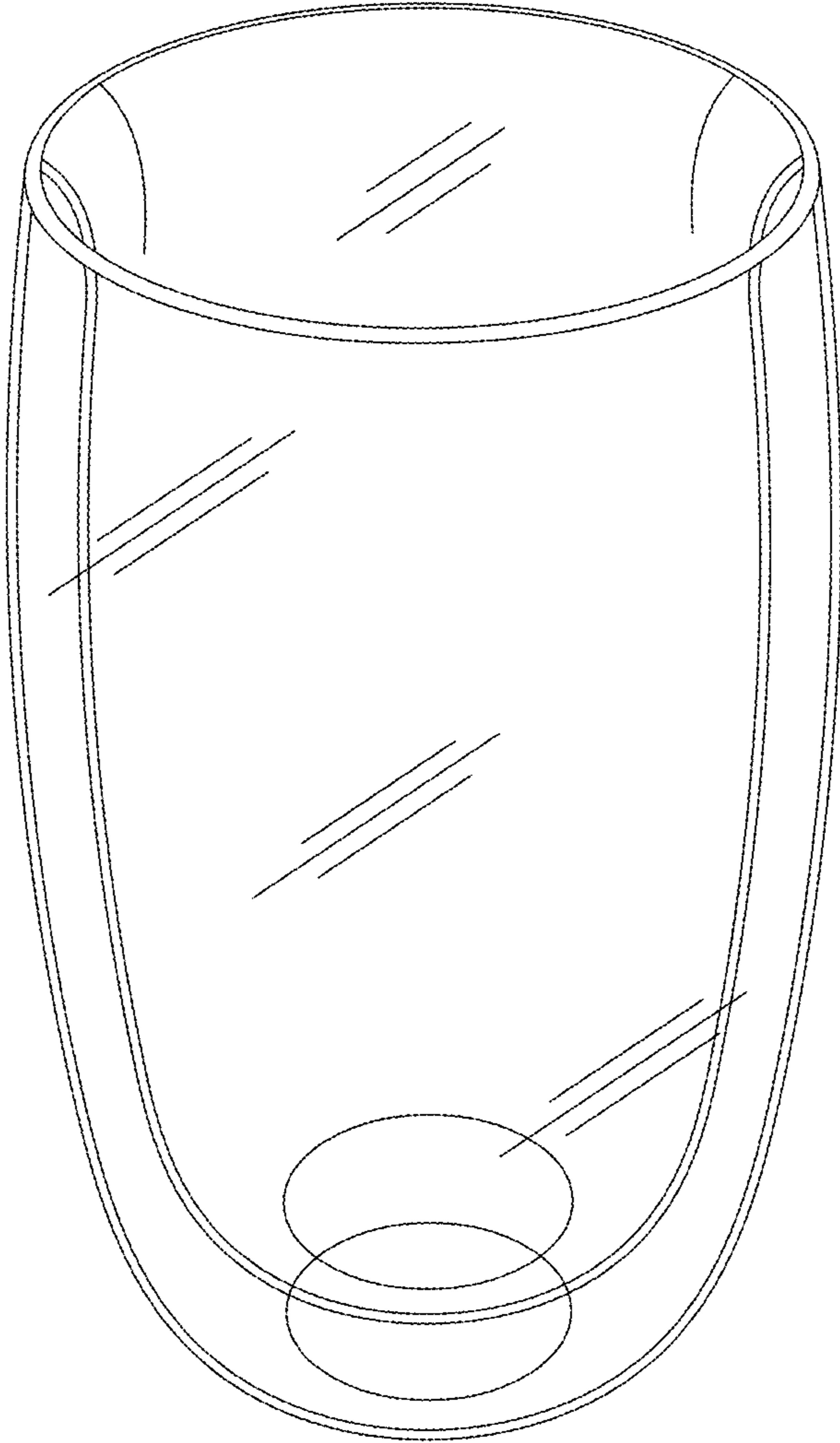


FIG. 1

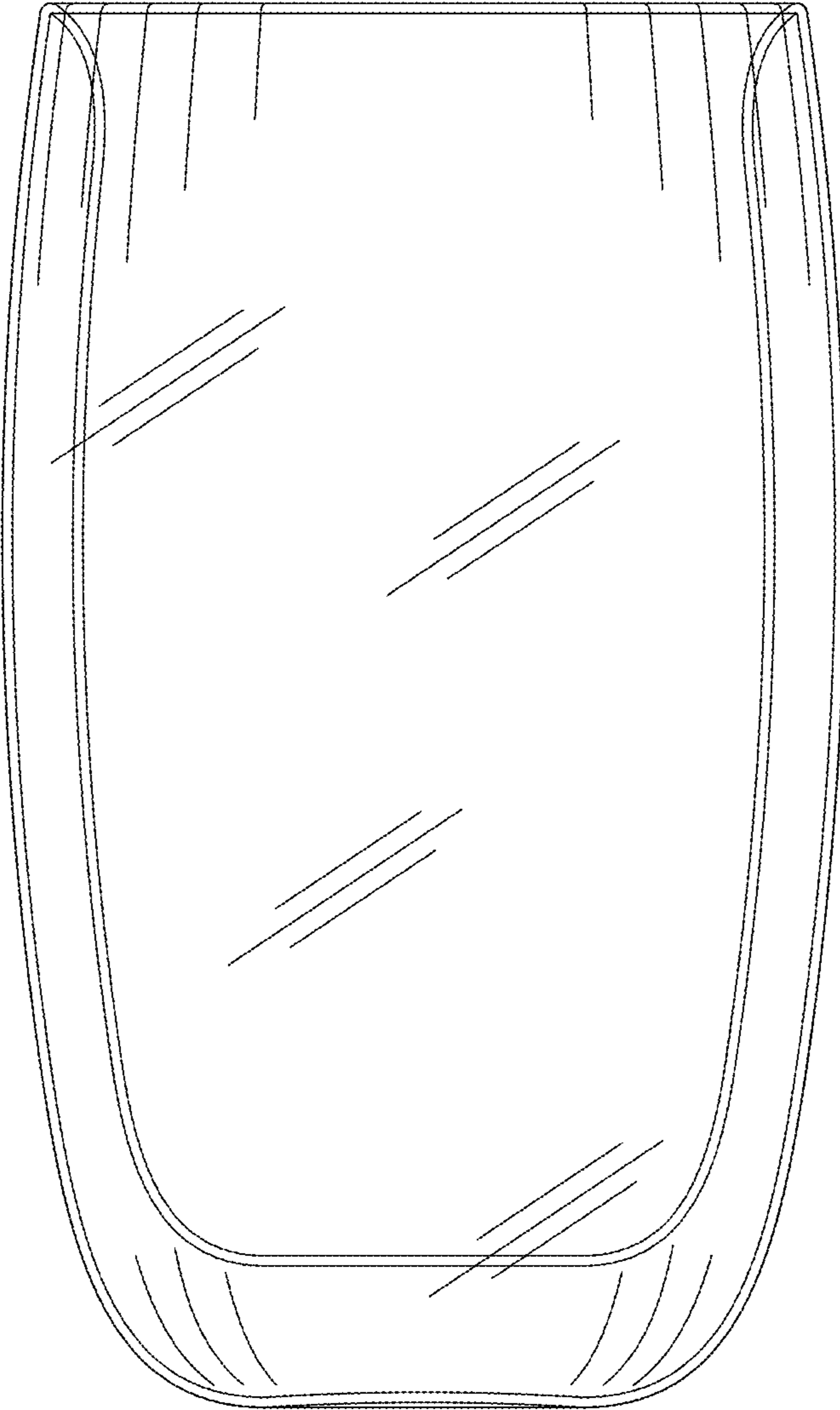


FIG. 2

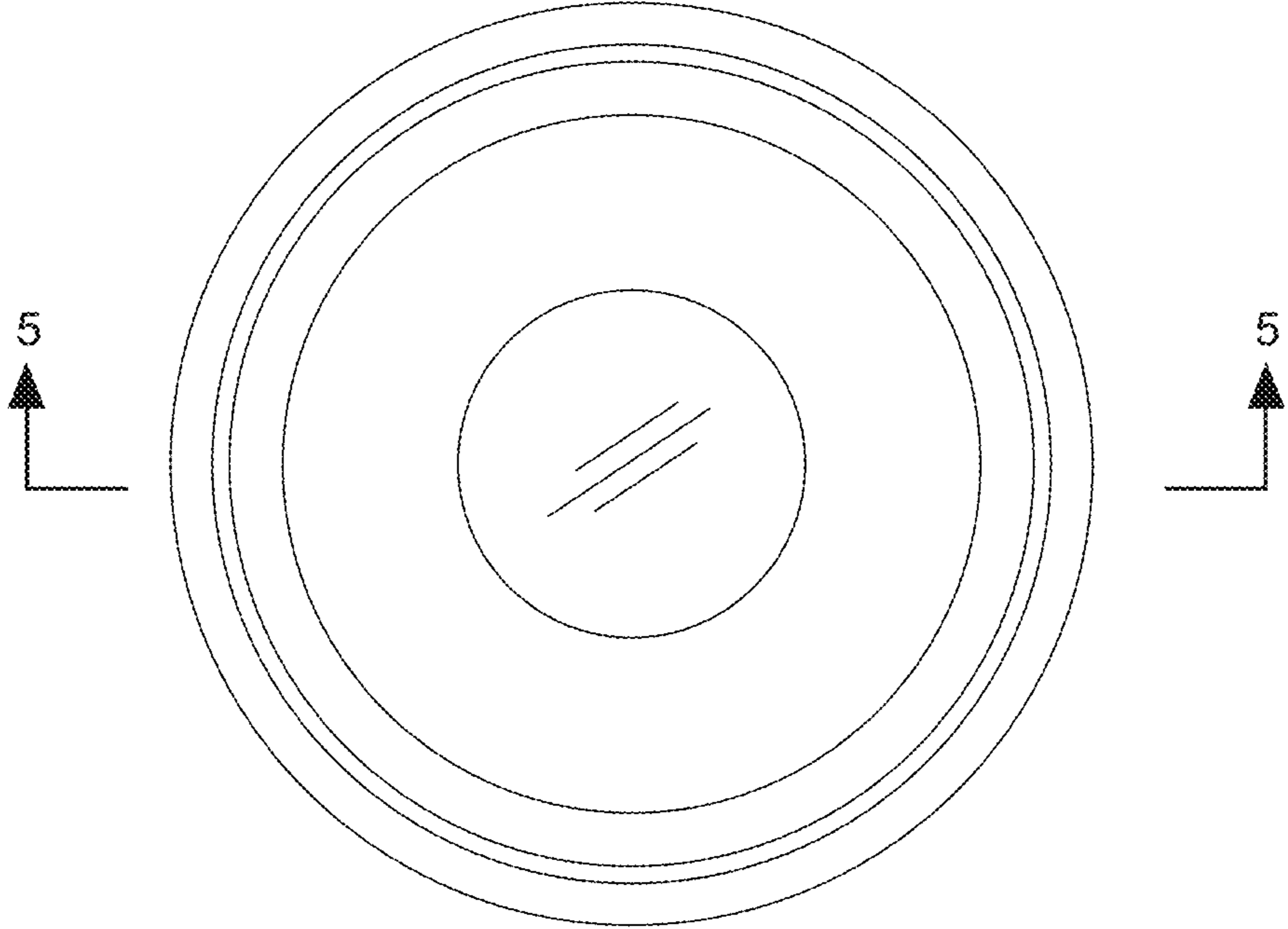


FIG. 3




FIG. 4

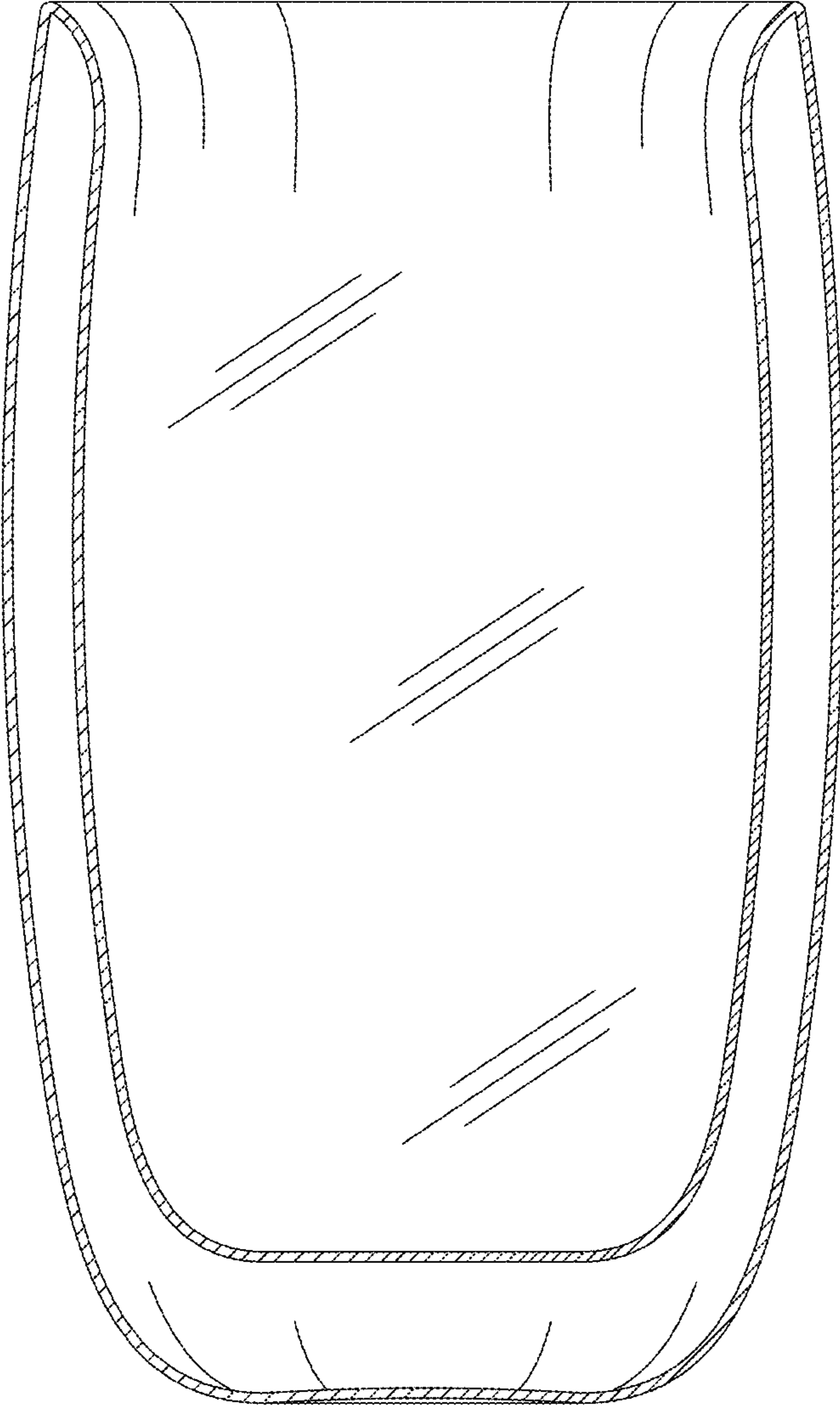


FIG. 5