



US00D743198S

(12) **United States Design Patent**  
**Harvey et al.**

(10) **Patent No.:** **US D743,198 S**

(45) **Date of Patent:** **\*\* Nov. 17, 2015**

(54) **BEVERAGE DISPENSER**

(71) Applicant: **The Coca-Cola Company**, Atlanta, GA  
(US)

(72) Inventors: **David Harvey**, Suwanee, GA (US);  
**Daniel S. Quartarone**, Atlanta, GA  
(US); **Scott M. Harrison**, Atlanta, GA  
(US); **Jae Ho Cha**, Atlanta, GA (US);  
**Kris Tomasson**, Atlanta, GA (US);  
**Simon Alan Daniel**, London (GB);  
**Christopher Michael Weston**, London  
(GB)

(73) Assignee: **THE COCA-COLA COMPANY**,  
Atlanta, GA (US)

(\*\*) Term: **14 Years**

(21) Appl. No.: **29/489,831**

(22) Filed: **May 2, 2014**

(51) **LOC (10) Cl.** ..... **07-01**

(52) **U.S. Cl.**  
USPC ..... **D7/306; D7/311**

(58) **Field of Classification Search**  
USPC ..... D7/306-311, 305, 300, 313, 399, 398,  
D7/397; 99/279, 284, 290, 280, 299, 307,  
99/305, 295, 308, 309, 323.1; 222/23,  
222/129.1; 62/395; D20/1; D23/207, 209  
CPC ..... A47J 31/44; A47J 31/00; B67D 1/0041;  
B67D 3/00

See application file for complete search history.

(56) **References Cited**

U.S. PATENT DOCUMENTS

D418,000	S	*	12/1999	Mork et al.	.....	D7/309
D437,173	S	*	2/2001	Naft et al.	.....	D7/309
D453,655	S	*	2/2002	Powell et al.	.....	D7/306
D481,580	S	*	11/2003	Daniels et al.	.....	D7/309
D514,371	S	*	2/2006	Yang et al.	.....	D7/309
D529,752	S	*	10/2006	Sumser et al.	.....	D7/309
D556,496	S	*	12/2007	Fung	.....	D7/309
D608,129	S	*	1/2010	Spear et al.	.....	D7/306
D623,000	S	*	9/2010	Murayou et al.	.....	D7/309
D709,722	S	*	7/2014	Luippold et al.	.....	D7/306
8,776,671	B2	*	7/2014	Van Os et al.	.....	99/286
D710,643	S	*	8/2014	Broen et al.	.....	D7/306
D716,093	S	*	10/2014	Jakeman et al.	.....	D7/306

\* cited by examiner

*Primary Examiner* — Marianne Pandozzi

(74) *Attorney, Agent, or Firm* — McAndrews Held & Malloy, Ltd.

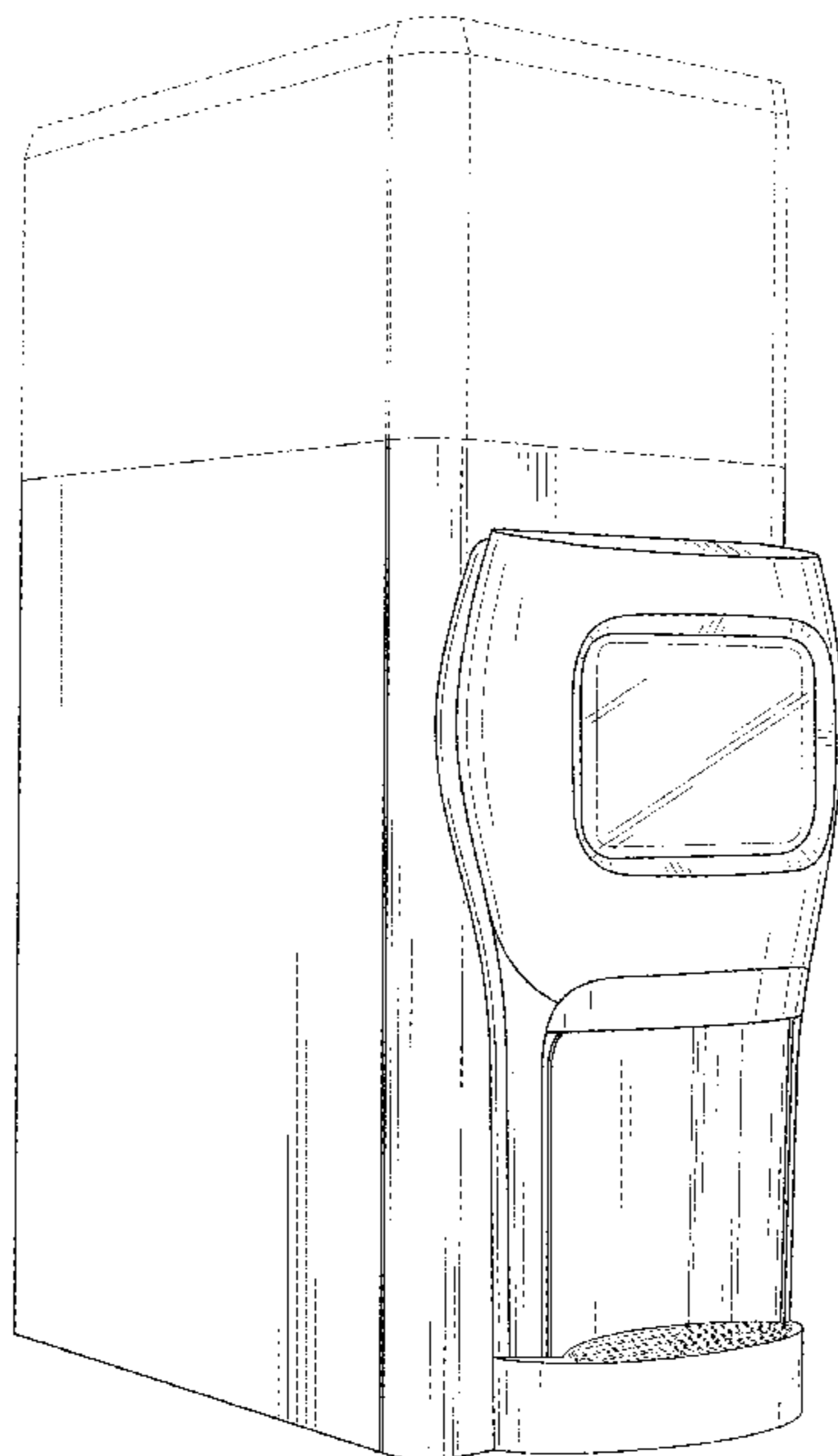
(57) **CLAIM**

The ornamental design for a beverage dispenser, as shown and described.

**DESCRIPTION**

FIG. 1 is a left perspective view of a beverage dispenser showing our new design;  
FIG. 2 is a right perspective view thereof;  
FIG. 3 is a front elevation view thereof;  
FIG. 4 is a rear elevation view thereof;  
FIG. 5 is a left-side elevation view thereof;  
FIG. 6 is a right-side elevation view thereof;  
FIG. 7 is a top plan view thereof; and,  
FIG. 8 is a bottom plan view thereof.  
The uneven length broken lines represent unclaimed boundaries of the claimed design. The even length broken lines are for environmental purposes only and form no part of the claimed design.

**1 Claim, 8 Drawing Sheets**



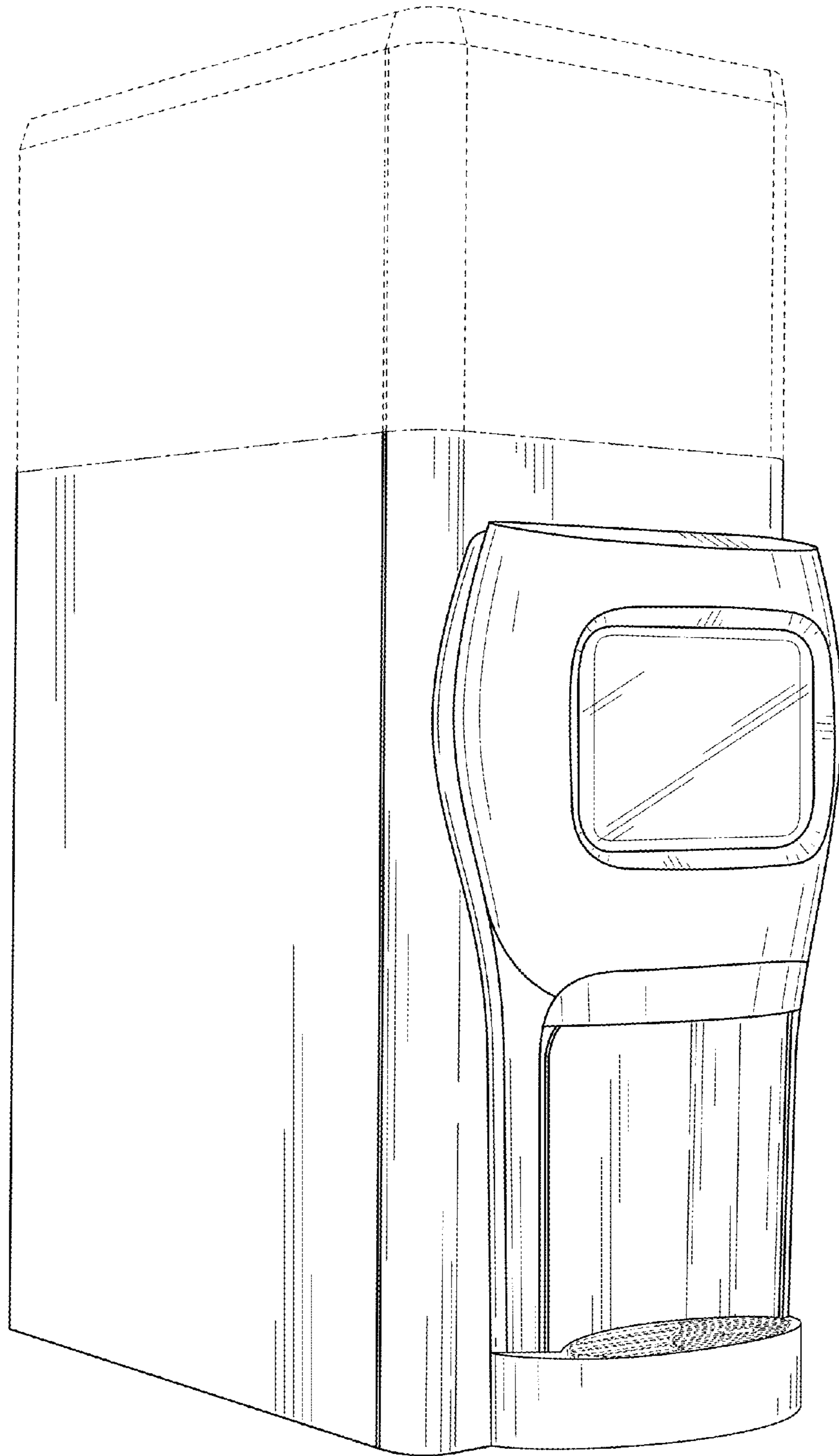


FIG. 1

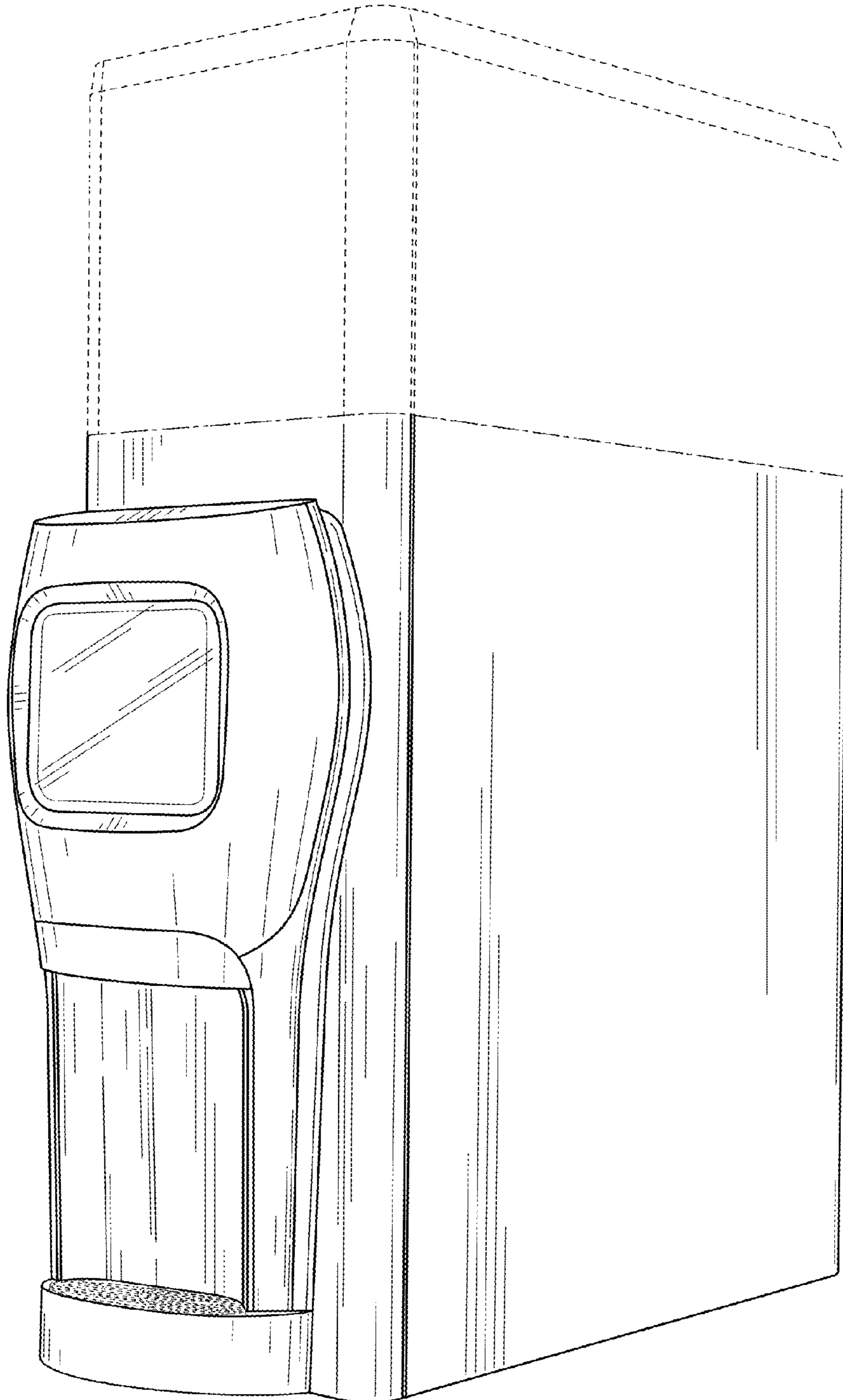


FIG. 2

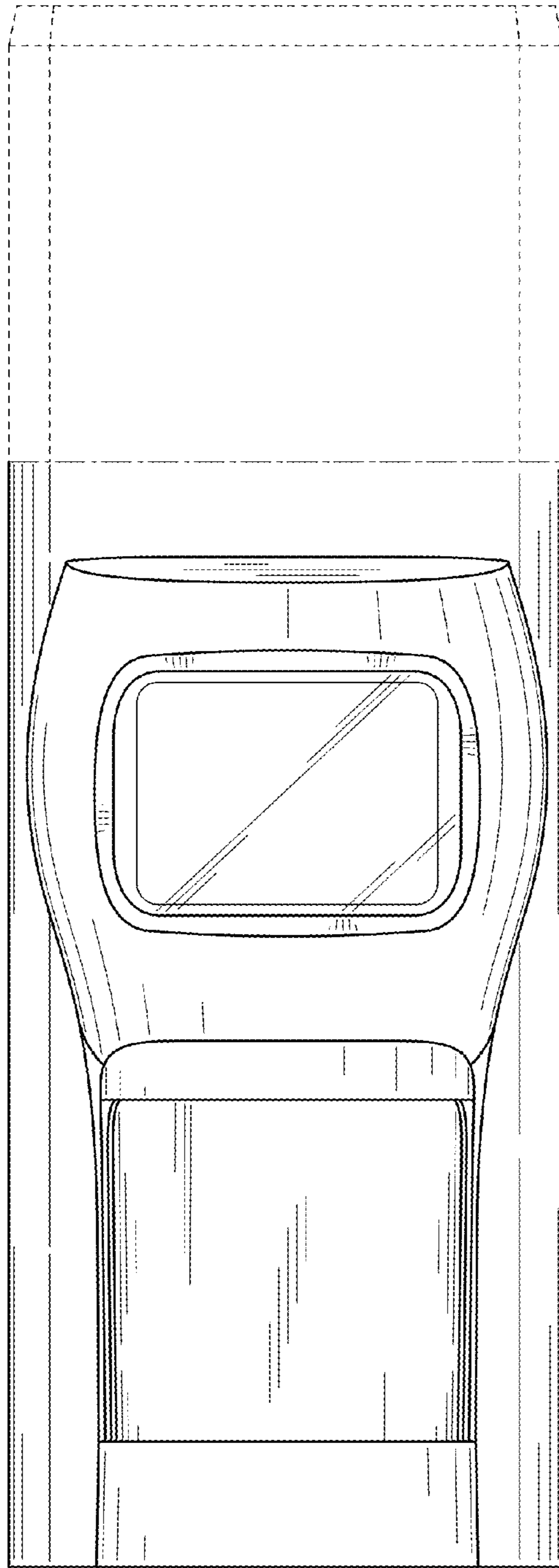


FIG. 3

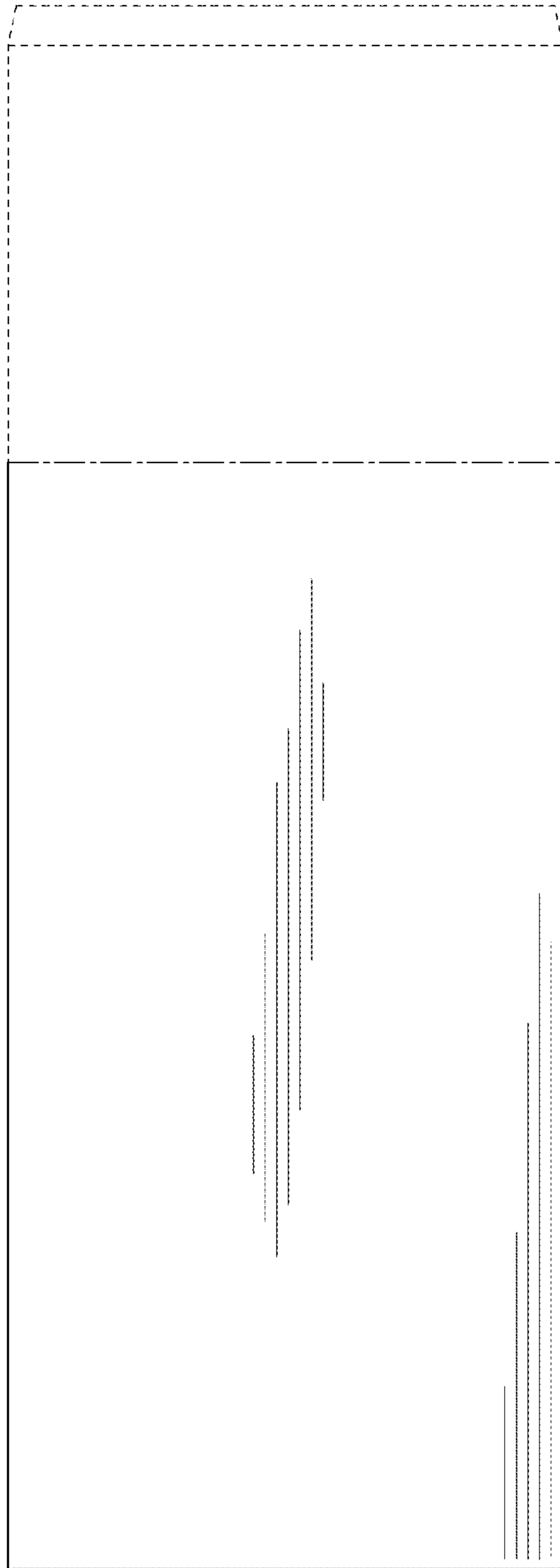


FIG. 4

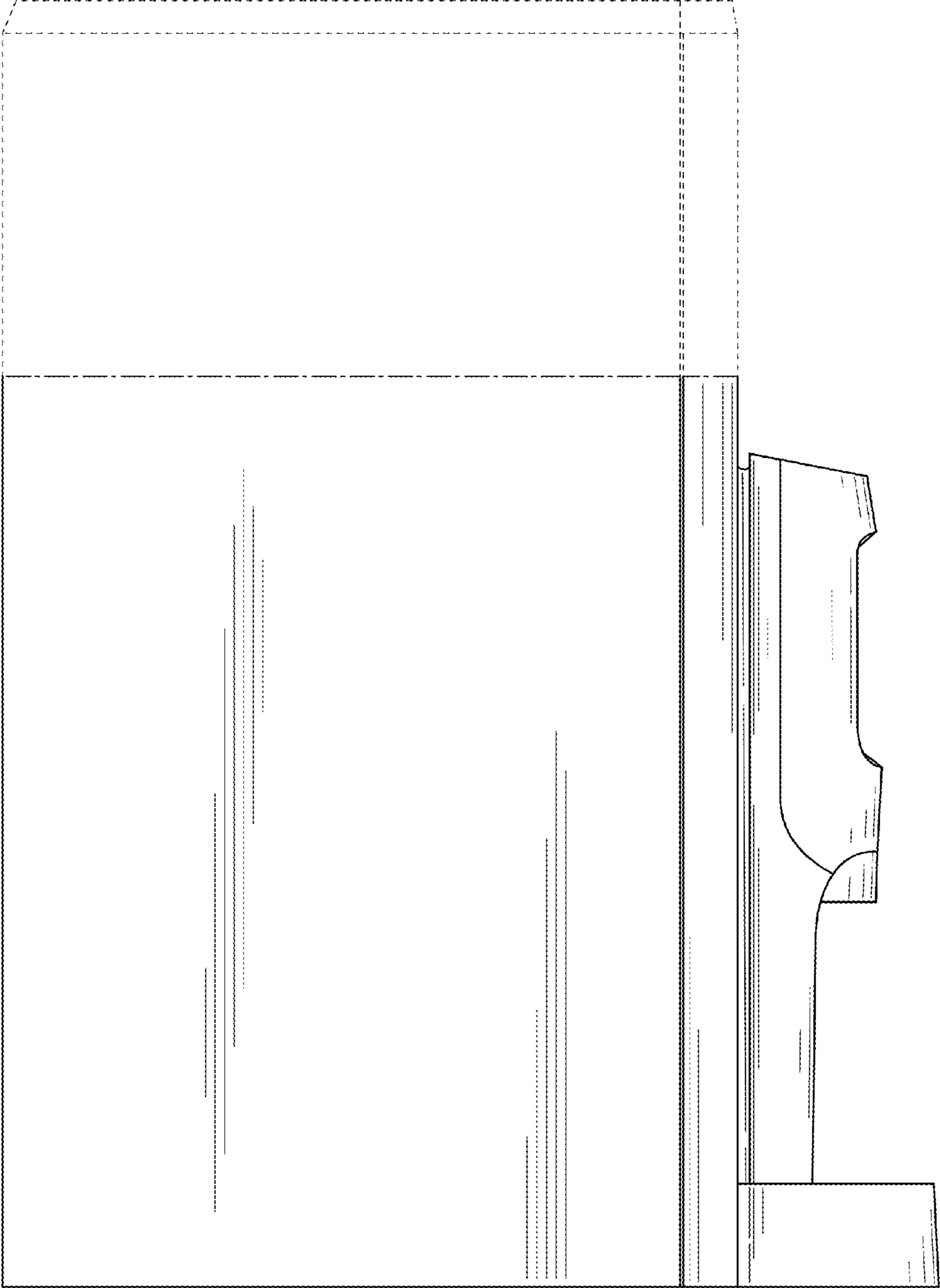


FIG. 5

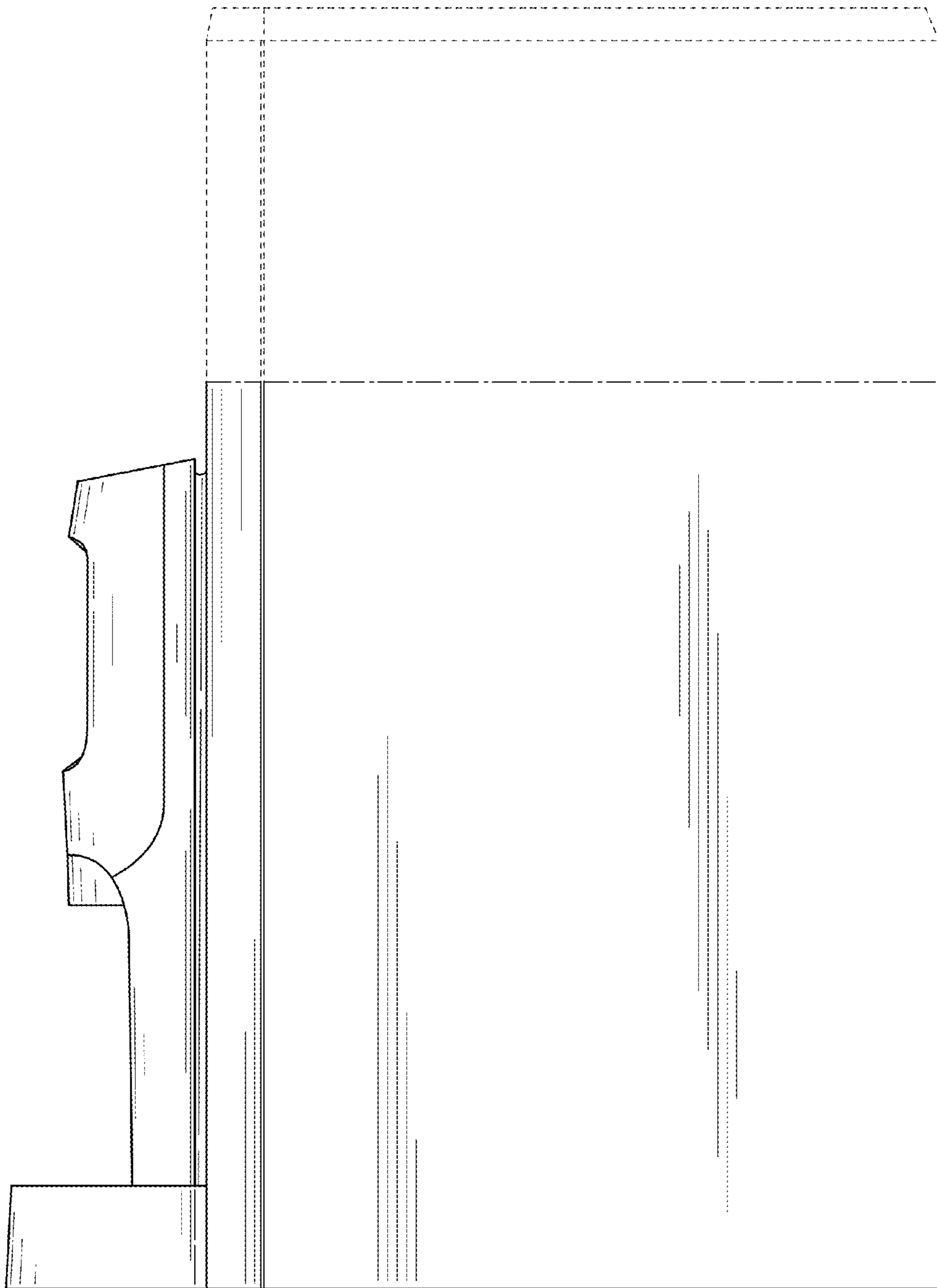


FIG. 6




FIG. 7



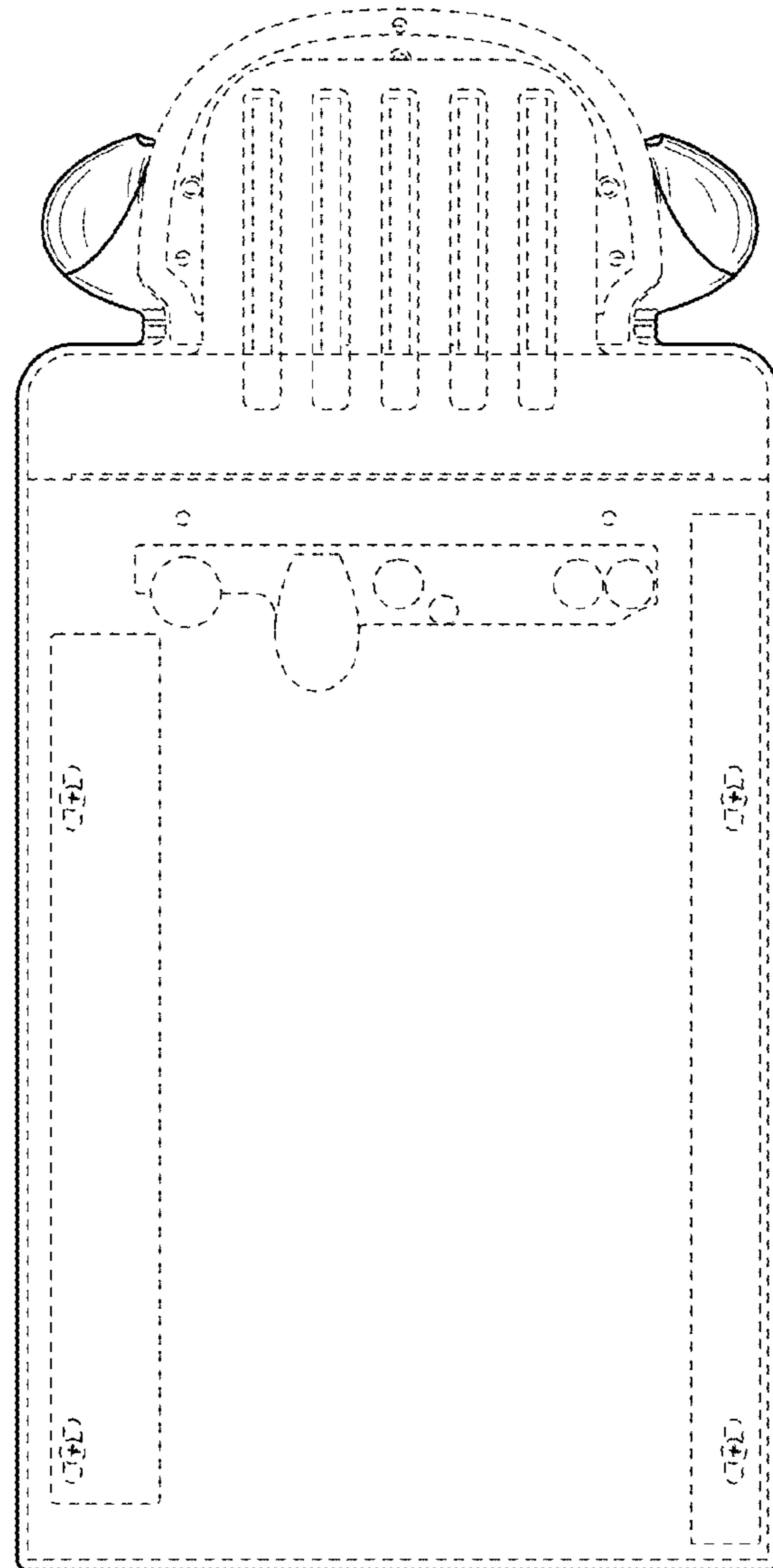


FIG. 8