



US00D743191S

(12) **United States Design Patent**  
**Clark et al.**

(10) **Patent No.:** **US D743,191 S**

(45) **Date of Patent:** **\*\* Nov. 17, 2015**

(54) **DISPLAY UNIT**

(71) Applicant: **Target Brands, Inc.**, Minneapolis, MN (US)

(72) Inventors: **Jeremy A. Clark**, Minneapolis, MN (US); **Timothy J. Martell**, Brooklyn Park, MN (US); **Jason W. Johnson**, Wayzata, MN (US); **Robert P. Stoltz**, Edina, MN (US); **Amy M. Bacskai**, St. Paul, MN (US)

(73) Assignee: **Target Brands, Inc.**, Minneapolis, MN (US)

(\*\*) Term: **14 Years**

(21) Appl. No.: **29/502,321**

(22) Filed: **Sep. 15, 2014**

(51) **LOC (10) Cl.** ..... **06-06**

(52) **U.S. Cl.**  
USPC ..... **D6/675**

(58) **Field of Classification Search**  
USPC ..... D6/552, 670, 672, 675, 682.2, 683, D6/708; D13/184; D16/215; D24/177, 185  
CPC ..... A47F 1/00; A47F 5/025; A47F 9/00  
See application file for complete search history.

(56) **References Cited**

U.S. PATENT DOCUMENTS

3,316,041	A	4/1967	Nelson	
3,563,624	A	2/1971	Stice	
3,941,247	A	3/1976	Cripe	
4,136,623	A *	1/1979	Dickson	108/186
4,560,257	A	12/1985	Otema	
D290,204	S *	6/1987	Bruget	D6/675.1
D294,090	S *	2/1988	Robertson	D6/675.1
D300,289	S	3/1989	Walter	
4,903,451	A	2/1990	Gresswell	
D307,718	S	5/1990	Tabler	
D334,495	S *	4/1993	Bustos	D6/660

D336,803	S *	6/1993	Stoddard et al.	D6/660
D434,929	S *	12/2000	Heiny et al.	D6/675.1
D488,653	S *	4/2004	Ruff	D6/513

(Continued)

OTHER PUBLICATIONS

Pending U.S. Appl. No. 14/486,180, filed Sep. 15, 2014, entitled Modular Display Unit, 30 pages.

(Continued)

*Primary Examiner* — Kelley Donnelly

(74) *Attorney, Agent, or Firm* — Leanne Taveggia Farrell; Westman, Champlin & Koehler, P.A.

(57) **CLAIM**

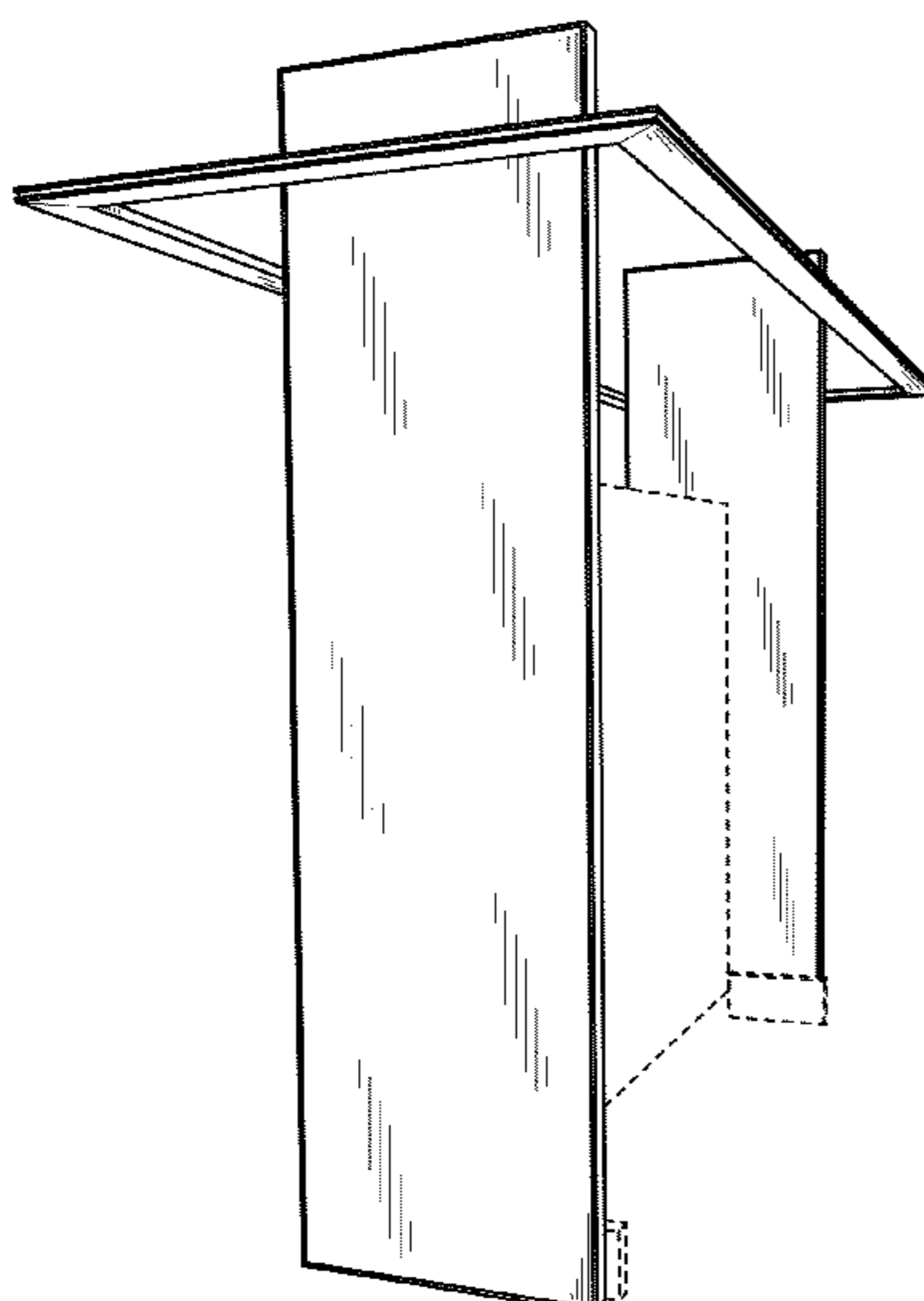
The ornamental design for a display unit, as shown and described.

**DESCRIPTION**

FIG. 1 is a perspective view of a first embodiment of a display unit with environment showing our new design;  
 FIG. 2 is a perspective view thereof without environment;  
 FIG. 3 is a front view thereof;  
 FIG. 4 is a back view thereof;  
 FIG. 5 is a right side view thereof;  
 FIG. 6 is a left side view thereof;  
 FIG. 7 is a top view thereof;  
 FIG. 8 is a perspective view of a second embodiment thereof with environment;  
 FIG. 9 is a perspective view of FIG. 8 without environment;  
 FIG. 10 is a front view of FIG. 9;  
 FIG. 11 is a back view of FIG. 9;  
 FIG. 12 is a right side view of FIG. 9;  
 FIG. 13 is a left side view of FIG. 9; and,  
 FIG. 14 is a top view of FIG. 9.

The broken lines shown in the drawings are included for purposes of illustrating environment or portions of the display unit and form no part of the claimed design.

**1 Claim, 12 Drawing Sheets**



(56)

**References Cited**

U.S. PATENT DOCUMENTS

D499,589 S \* 12/2004 Ruff ..... D6/513  
 6,877,824 B2 4/2005 Winkless  
 D538,088 S \* 3/2007 Ruff ..... D6/513  
 7,296,372 B2 11/2007 Clark et al.  
 7,478,732 B2 \* 1/2009 Brownfield et al. .... 211/85.26  
 D607,670 S \* 1/2010 Trinh et al. .... D6/672  
 7,661,214 B2 2/2010 Clark et al.  
 D613,980 S \* 4/2010 Bucholz et al. .... D6/514  
 7,900,385 B2 3/2011 Clark et al.  
 7,922,492 B2 4/2011 Nielsen et al.  
 D642,824 S \* 8/2011 Theisen et al. .... D6/675  
 7,988,244 B2 8/2011 Haws, Jr.  
 D648,548 S 11/2011 Winer et al.  
 8,113,600 B2 2/2012 Zalewski et al.  
 D670,111 S 11/2012 McNamara  
 D671,334 S 11/2012 Levi et al.  
 8,312,610 B2 11/2012 Clark et al.  
 D677,076 S 3/2013 Olson  
 D688,494 S \* 8/2013 Hamm et al. .... D6/672  
 8,573,716 B2 11/2013 Zalewski

D708,672 S 7/2014 Denby et al.  
 D718,560 S \* 12/2014 Denby et al. .... D6/708  
 D722,242 S \* 2/2015 Feldman et al. .... D6/672  
 D730,662 S \* 6/2015 Trinh et al. .... D6/672  
 2002/0084726 A1 7/2002 O'Neill et al.  
 2007/0007865 A1 1/2007 Kang  
 2007/0181515 A1 8/2007 Levi et al.  
 2011/0179979 A1 7/2011 Nielsen et al.  
 2014/0252047 A1 9/2014 Clark et al.

OTHER PUBLICATIONS

Pending U.S. Appl. No. 29/502,317, filed Sep. 15, 2014, entitled Display Unit, 22 pages.  
 Pending U.S. Appl. No. 29/502,318, filed Sep. 15, 2014, entitled Display Unit, 20 pages.  
 Pending U.S. Appl. No. 29/502,320, filed Sep. 15, 2014, entitled Display Unit, 9 pages.  
 Pending U.S. Appl. No. 29/502,322, filed Sep. 15, 2014, entitled Display Unit, 24 pages.  
 Office Action from Canadian Patent Application No. 159,584, mailed Mar. 27, 2015 (2 pages).

\* cited by examiner

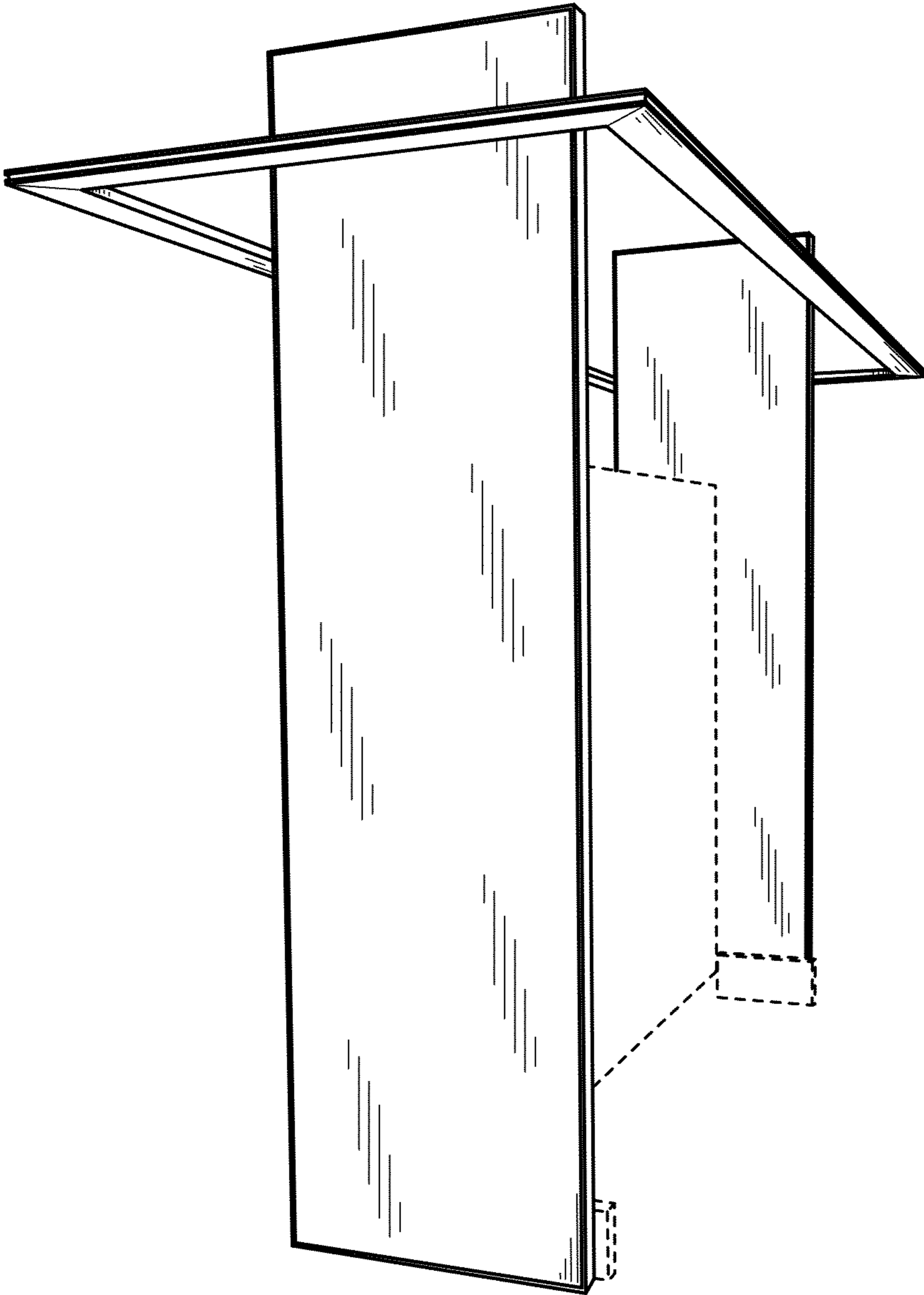


Fig. 1

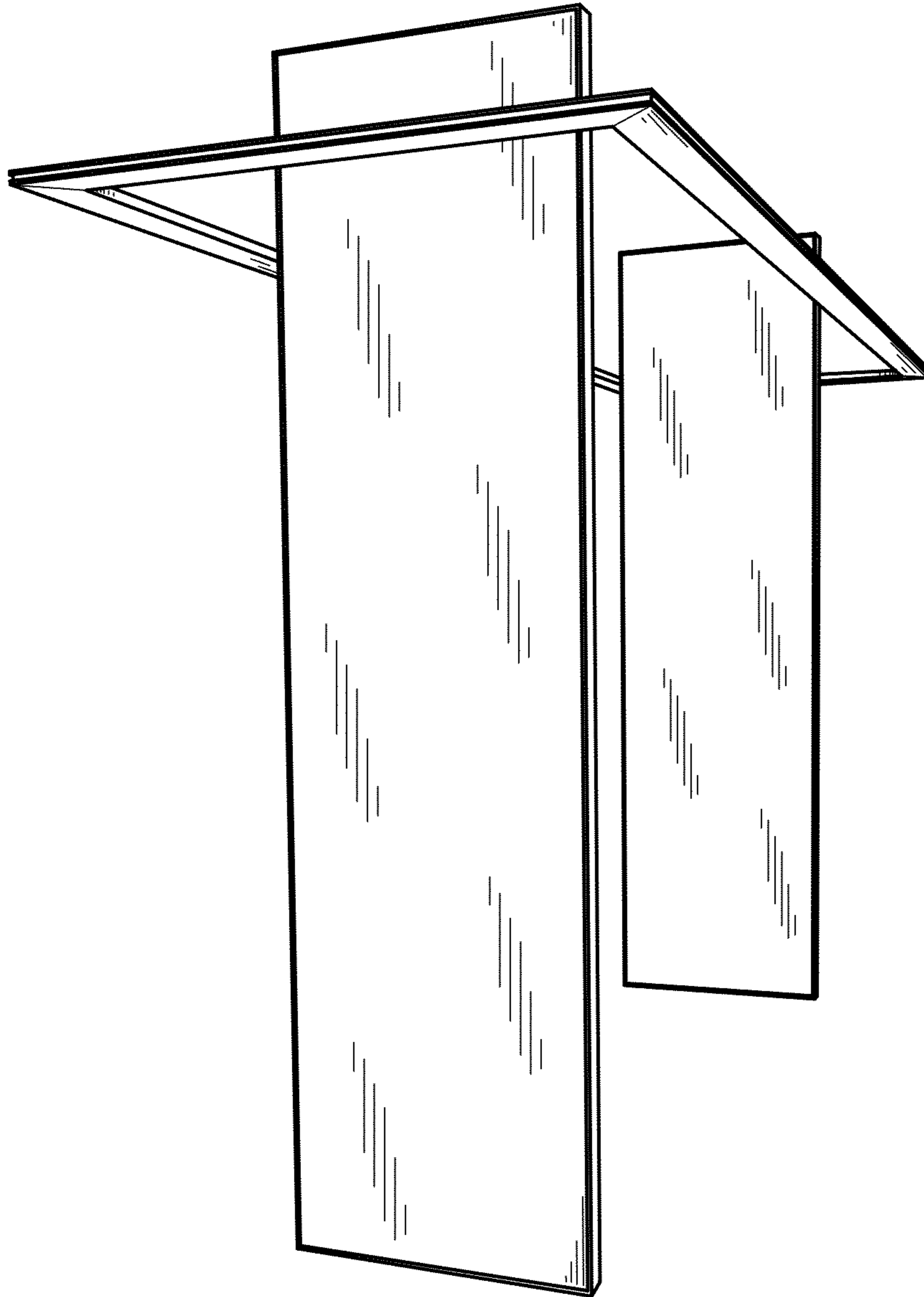


Fig. 2

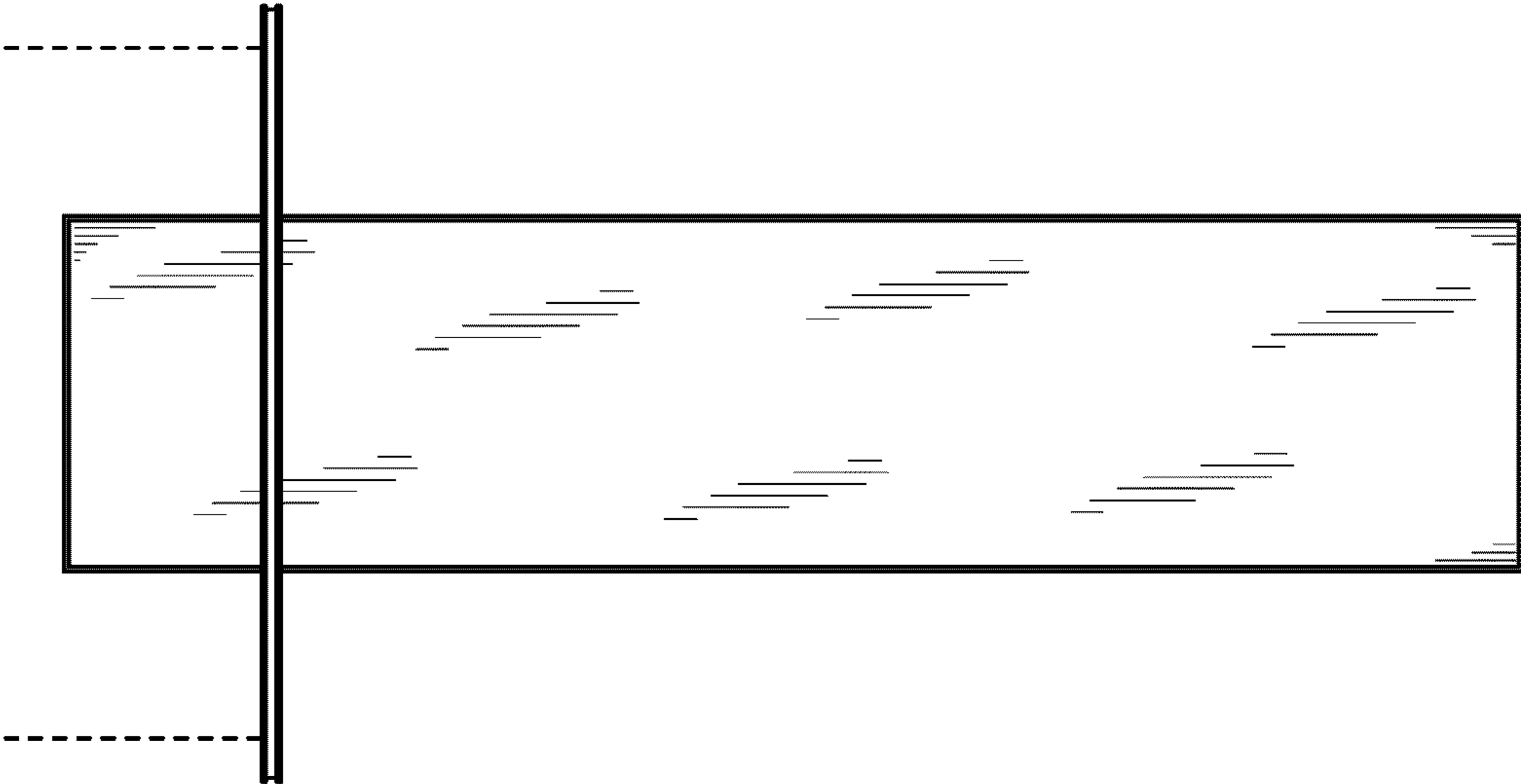


Fig. 4

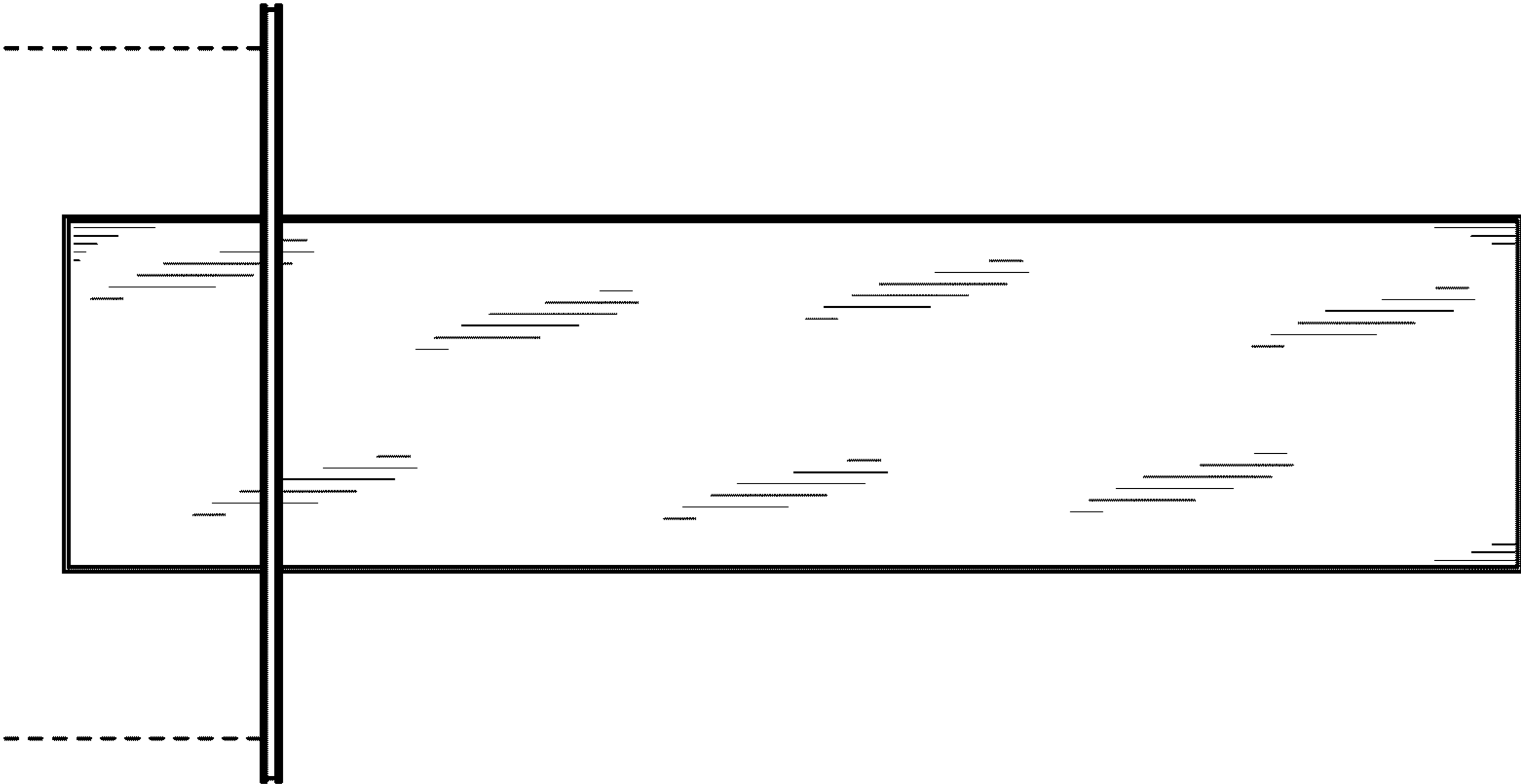


Fig. 3

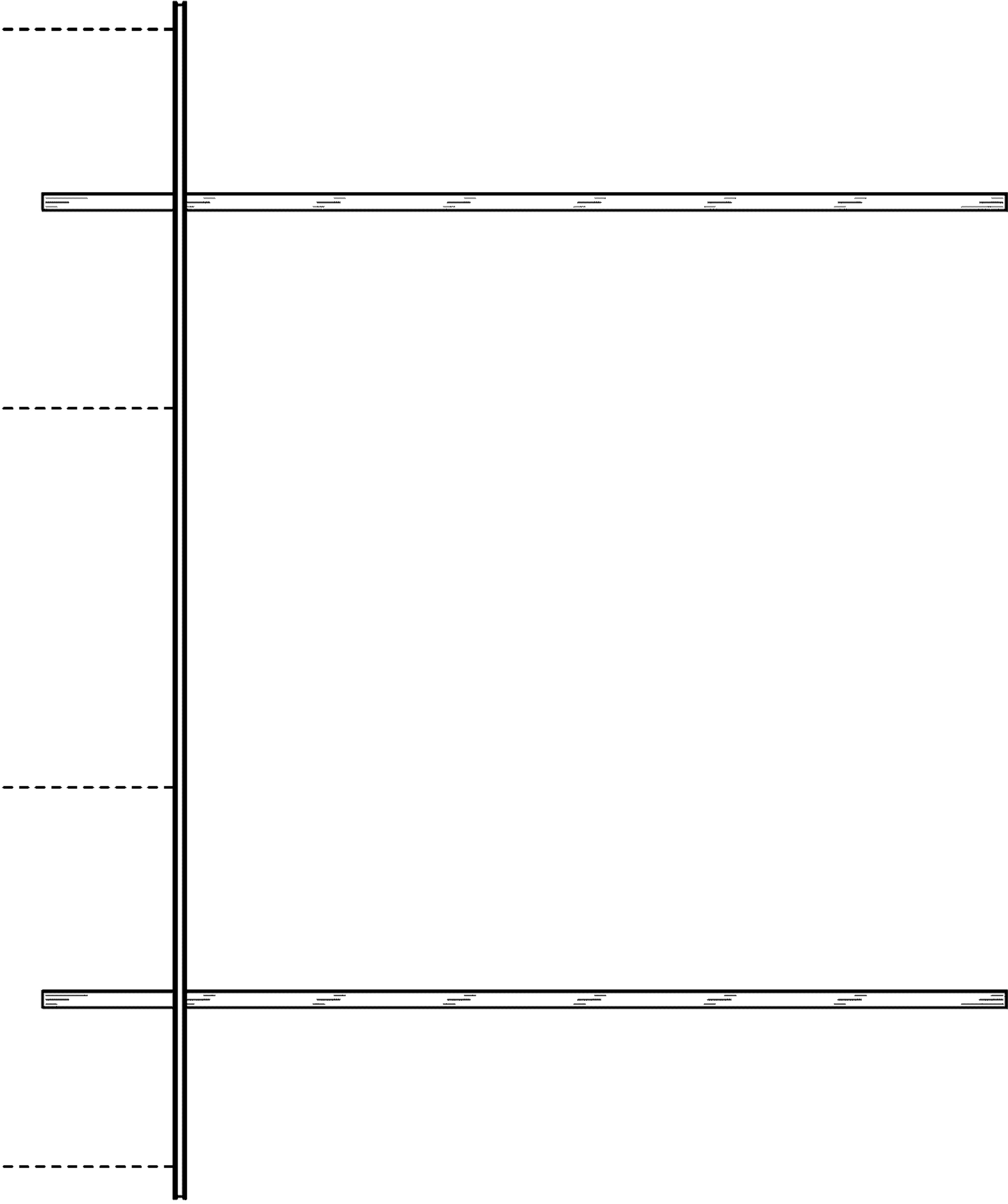


Fig. 5

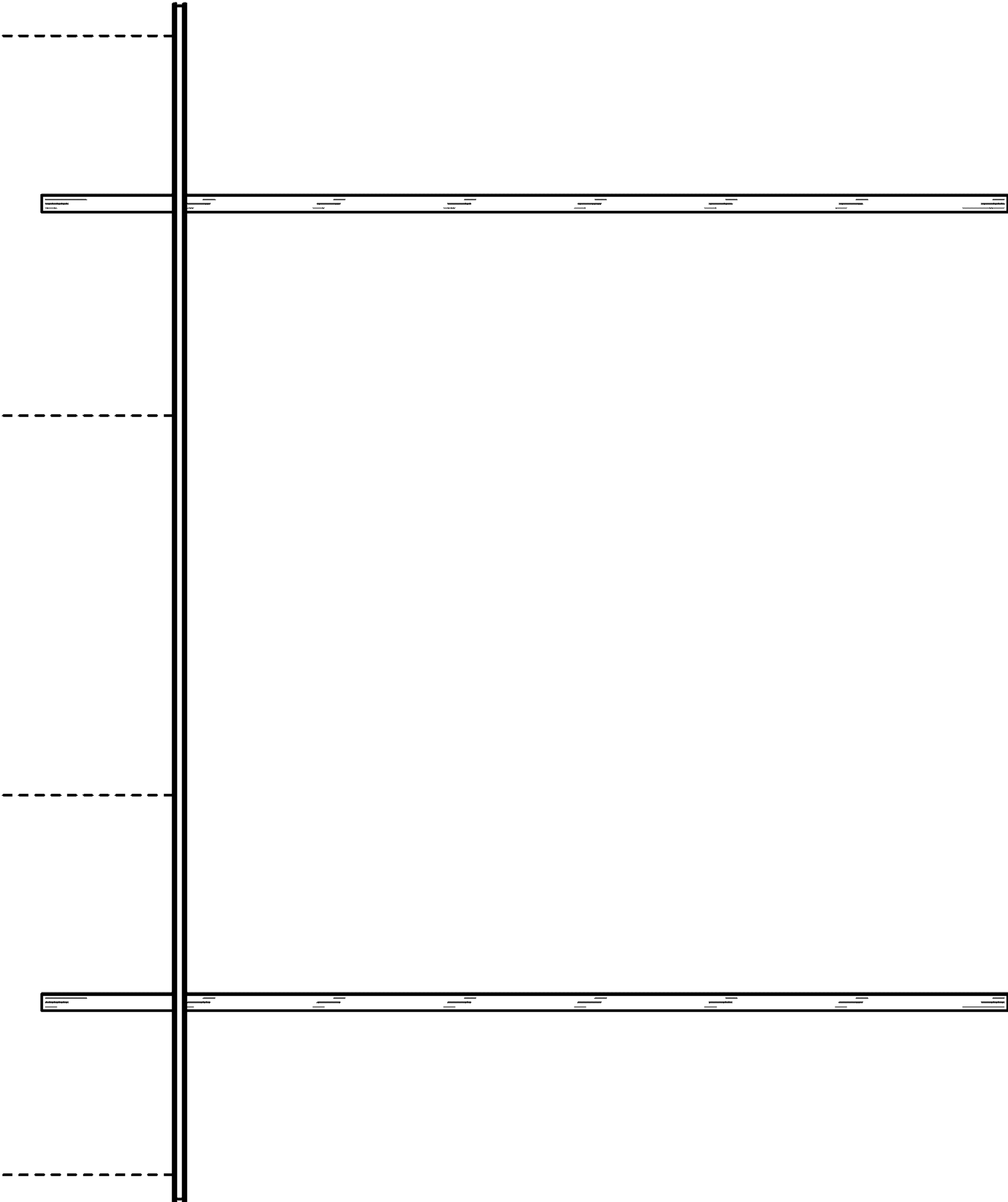


Fig. 6




Fig. 7



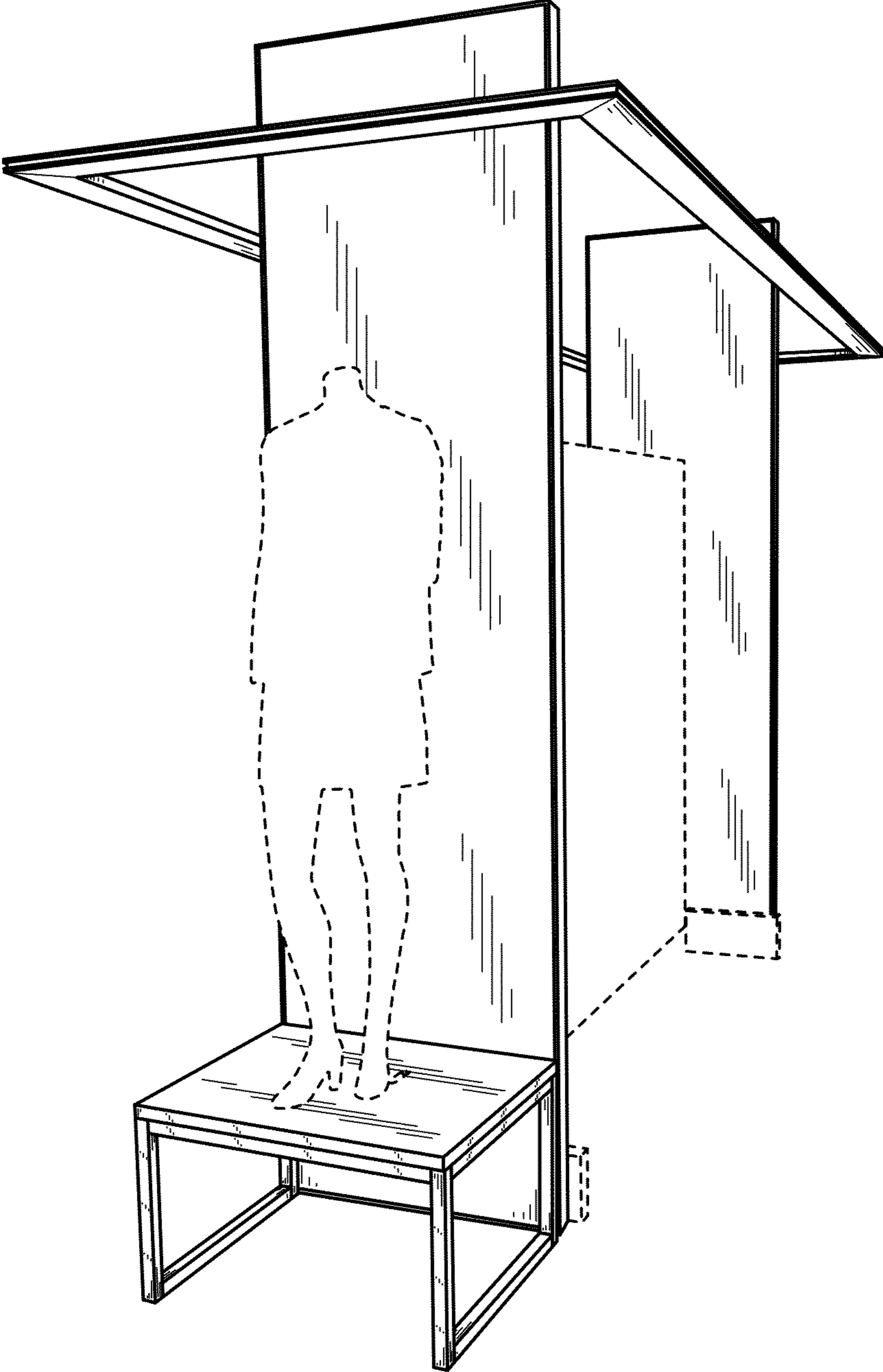


Fig. 8

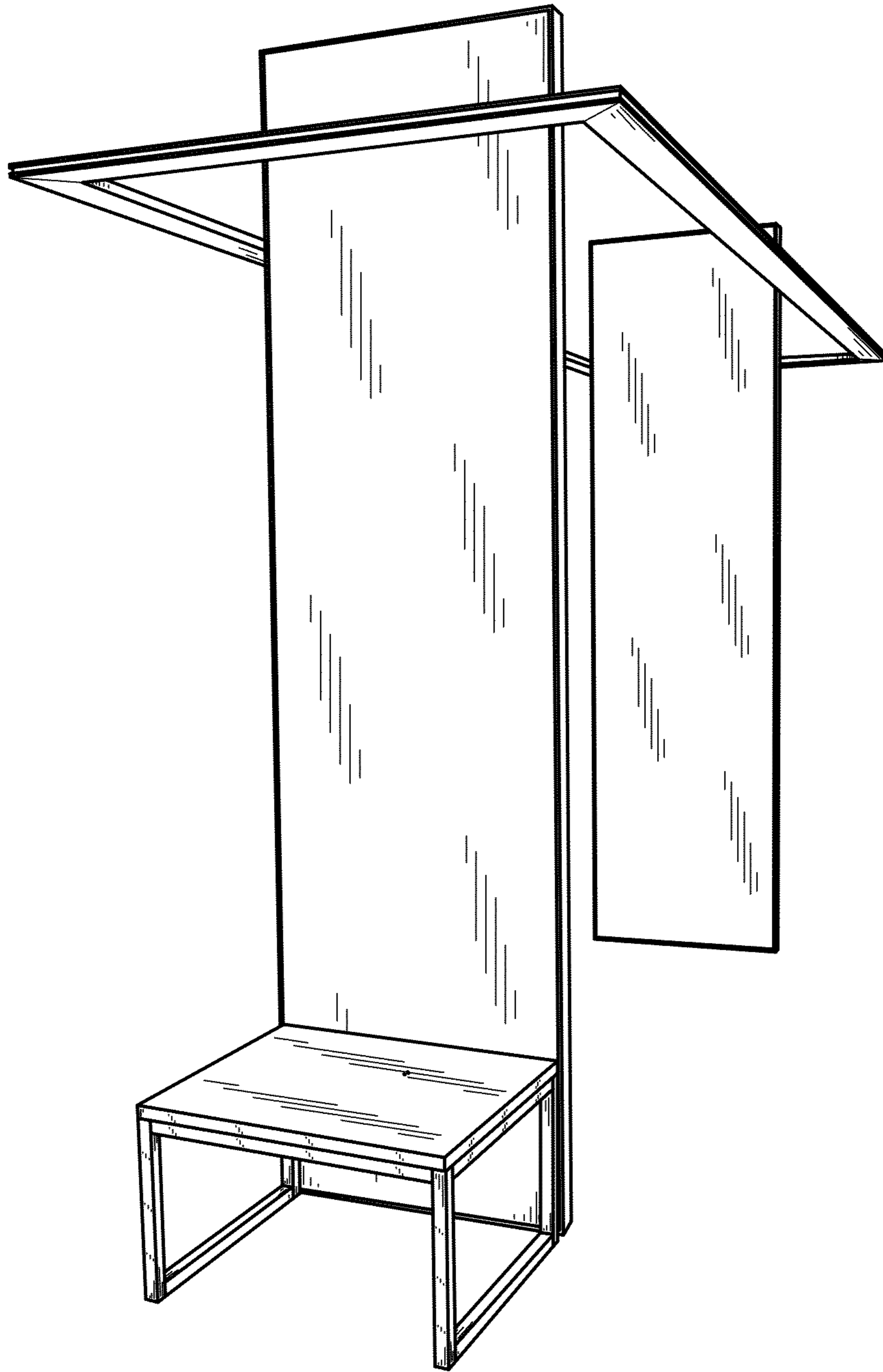


Fig. 9

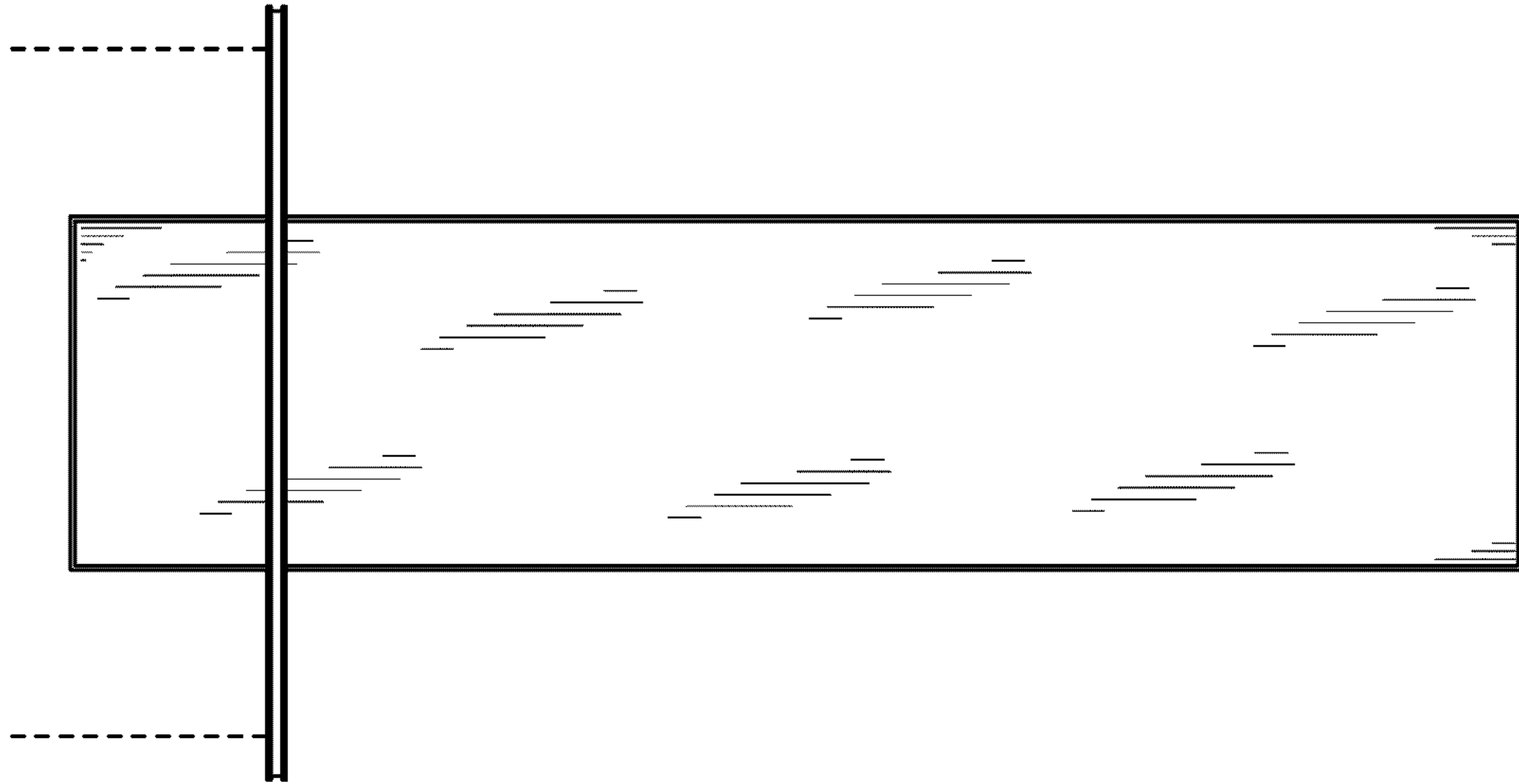


Fig. 11

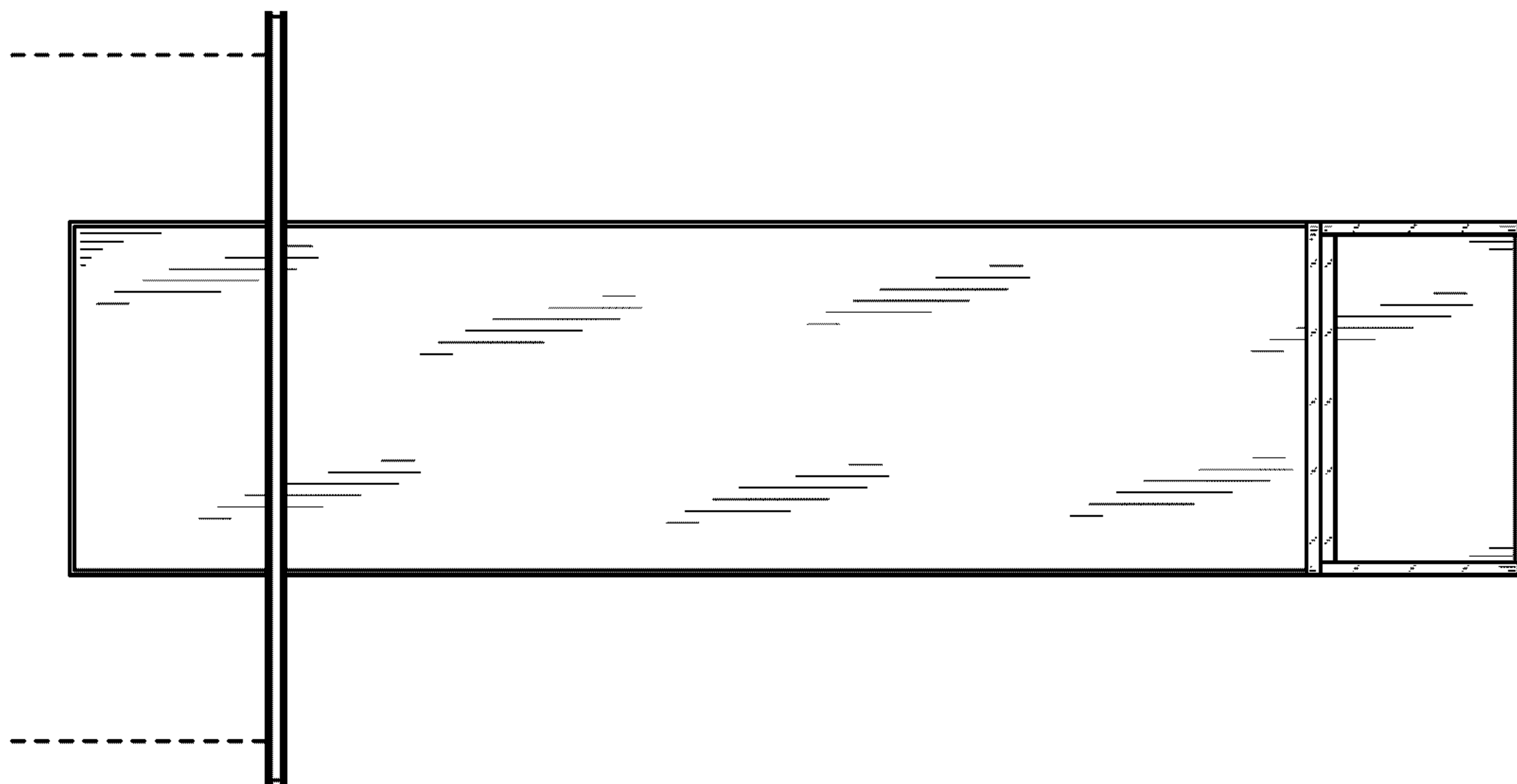


Fig. 10

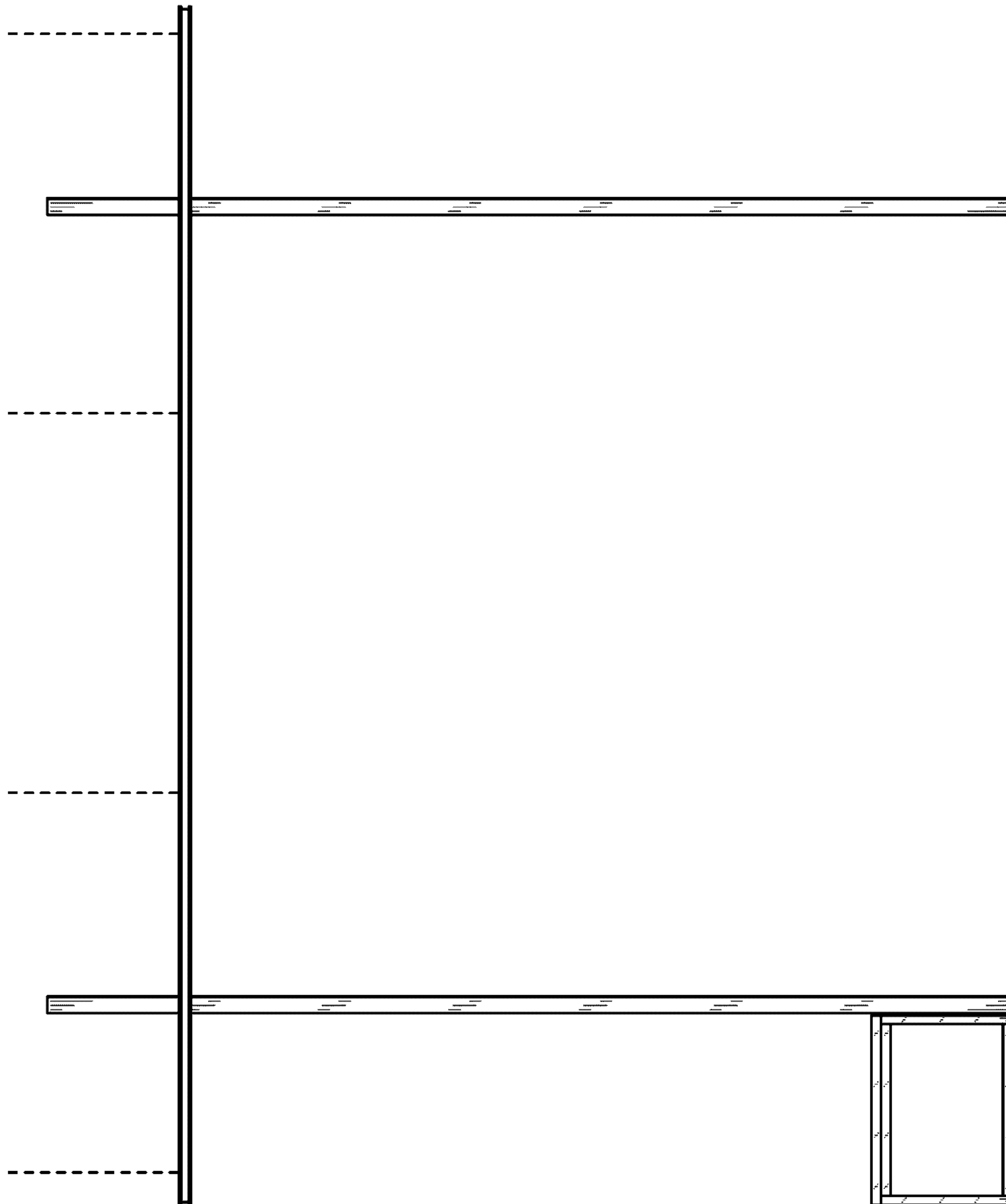


Fig. 12

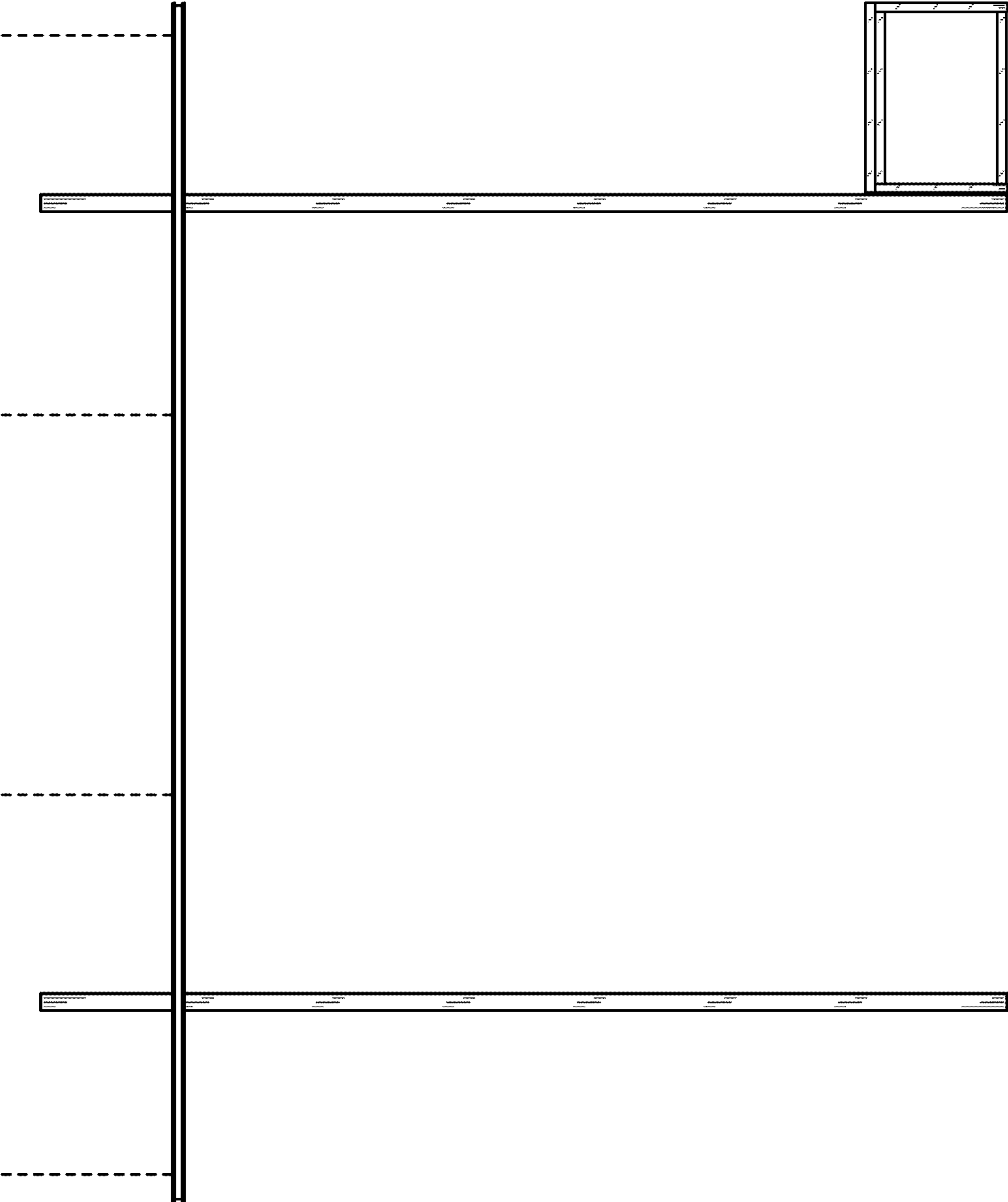


Fig. 13




Fig. 14