



US00D743179S

(12) **United States Design Patent**
Barker et al.

(10) **Patent No.:** **US D743,179 S**
(45) **Date of Patent:** **** Nov. 17, 2015**

(54) **CLIP HANGER**

(71) Applicant: **GreenHeart Global, Inc.**, Oakland, CA (US)

(72) Inventors: **Gary Barker**, Oakland, CA (US);
Michael Low, Pinole, CA (US)

(73) Assignee: **GreenHeart Global, Inc.**, Oakland, CA (US)

(**) Term: **14 Years**

(21) Appl. No.: **29/507,076**

(22) Filed: **Oct. 23, 2014**

(51) **LOC (10) Cl.** **06-08**

(52) **U.S. Cl.**
USPC **D6/326**

(58) **Field of Classification Search**
USPC D6/315-328; 223/85-98; 211/10, 13.1, 211/85.2, 86.01, 87.01, 113
CPC A47G 25/28; A47G 25/14; A47G 25/36; A47G 25/48; A47G 25/66; A47G 25/441; A47G 25/481; A47G 25/483; A47G 25/485; A47G 25/487; A47G 25/621; A47G 25/743; A47F 5/0006

See application file for complete search history.

(56) **References Cited**

U.S. PATENT DOCUMENTS

1,410,930	A *	3/1922	Lauder	223/92
D132,877	S *	6/1942	Marble	D6/318
2,382,459	A *	8/1945	Wollin	223/96
D146,261	S *	1/1947	Mack	D6/326
2,417,397	A *	3/1947	McCarthy	223/86

D146,997	S *	6/1947	Townsend et al.	D6/326
2,510,452	A *	6/1950	Witt	211/85.3
2,912,148	A *	11/1959	Lawnhurst	223/87
4,718,581	A *	1/1988	Chiaramonte	223/96
5,005,742	A *	4/1991	Smith	223/87
D548,982	S	8/2007	Chernicoff		
D563,680	S *	3/2008	Barker	D6/315
D563,682	S	3/2008	Barker		
D563,683	S	3/2008	Barker		
D564,242	S	3/2008	Barker		
D575,533	S	8/2008	Barker		
D582,166	S	12/2008	Barker		
D659,411	S *	5/2012	Hyman et al.	D6/318
2009/0057351	A1 *	3/2009	Nguyen	223/96
2012/0118921	A1 *	5/2012	MacKenzie	223/85

* cited by examiner

Primary Examiner — Derrick Holland

Assistant Examiner — Lauren Calve

(74) *Attorney, Agent, or Firm* — Stuart J. Friedman

(57) **CLAIM**

The ornamental design for a clip hanger, as shown and described.

DESCRIPTION

FIG. 1 is a top plan view of a clip hanger showing our new design;
FIG. 2 is a left side elevational view thereof;
FIG. 3 is a front elevational view thereof;
FIG. 4 is a right side elevational view thereof;
FIG. 5 is a bottom plan view thereof;
FIG. 6 is a rear elevational view thereof; and,
FIG. 7 is a perspective view thereof.

The broken lines show represent unclaimed subject matter and form no part of the claimed design.

1 Claim, 3 Drawing Sheets

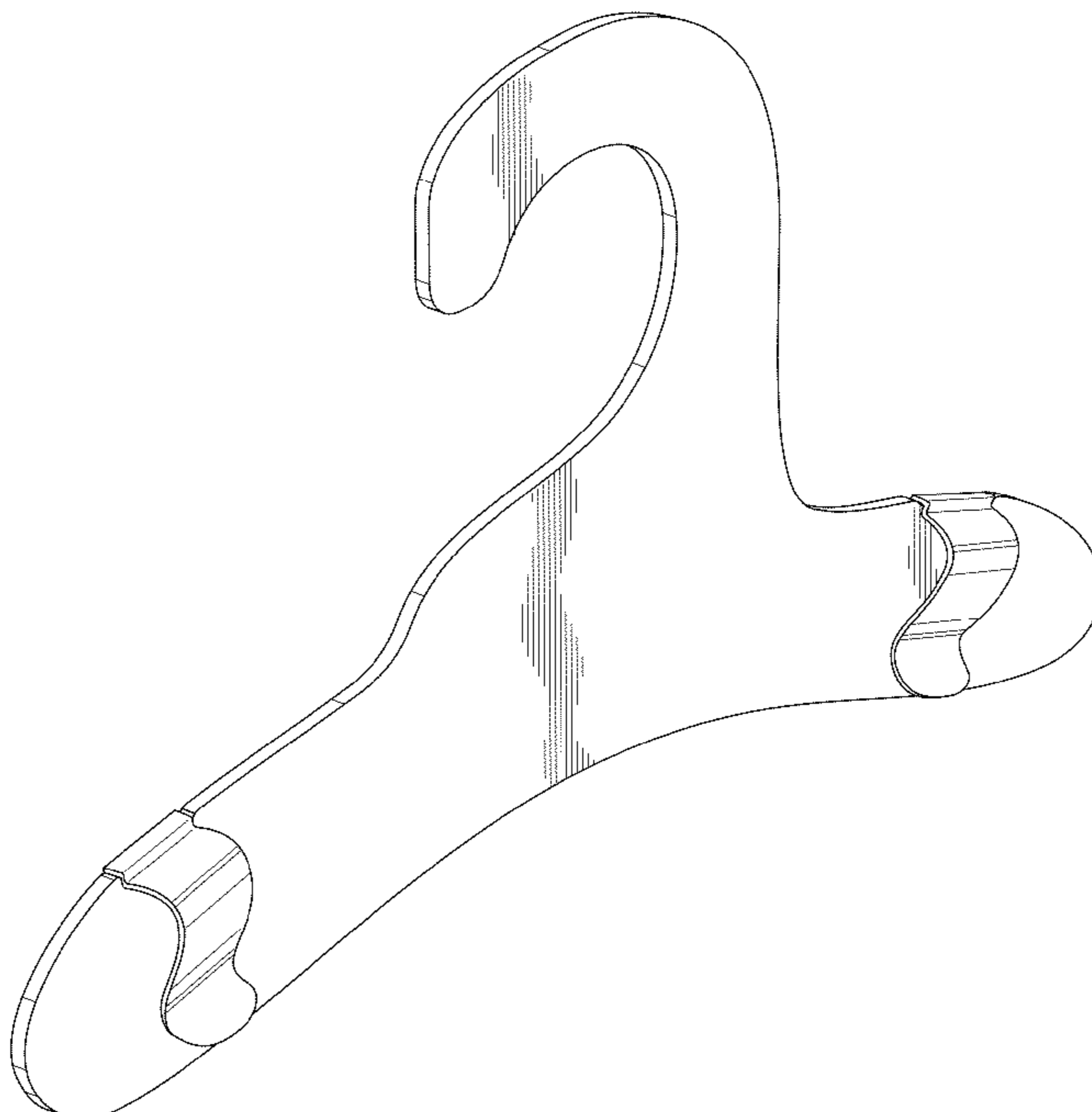




FIG. 1

FIG. 3

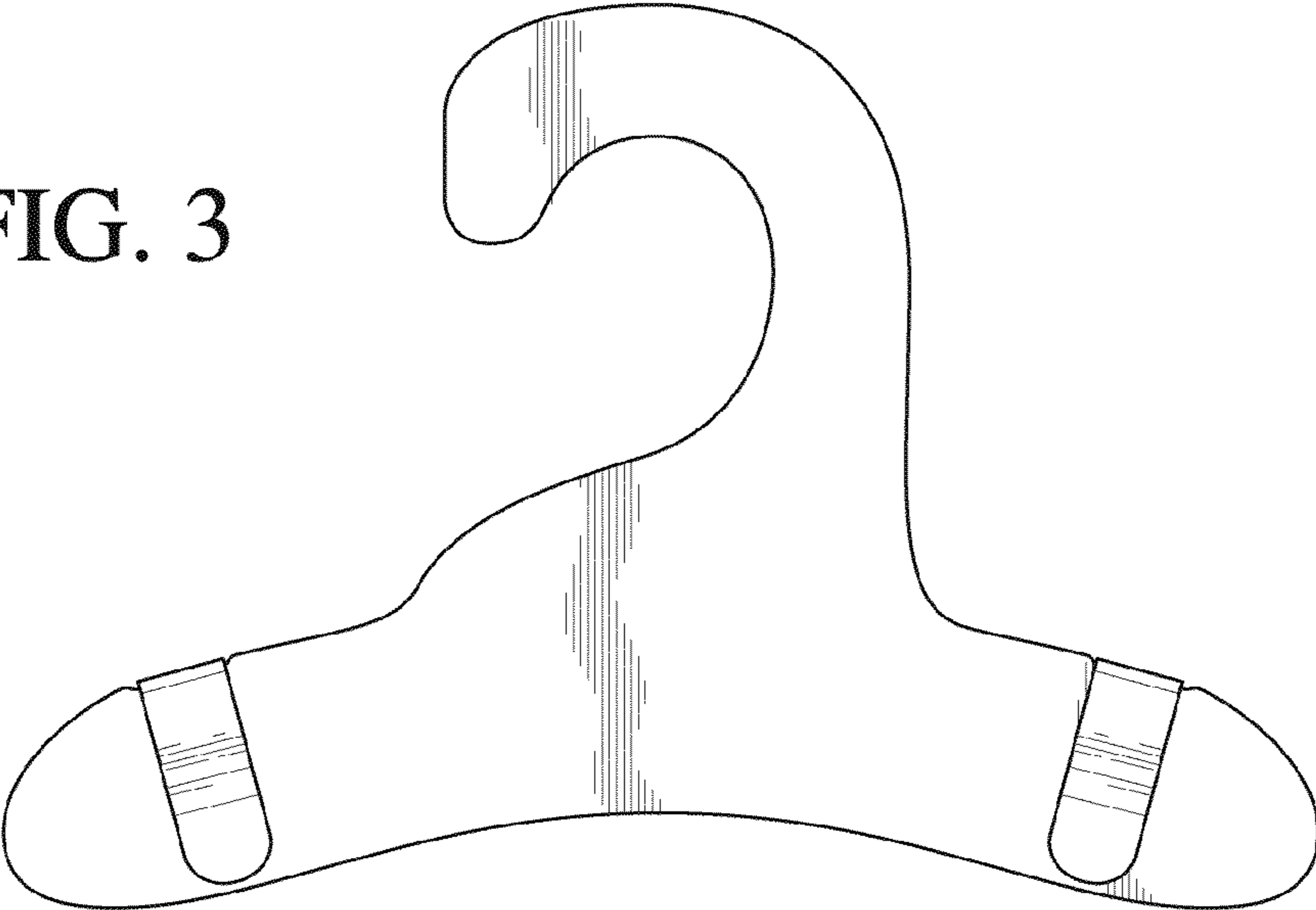


FIG. 2

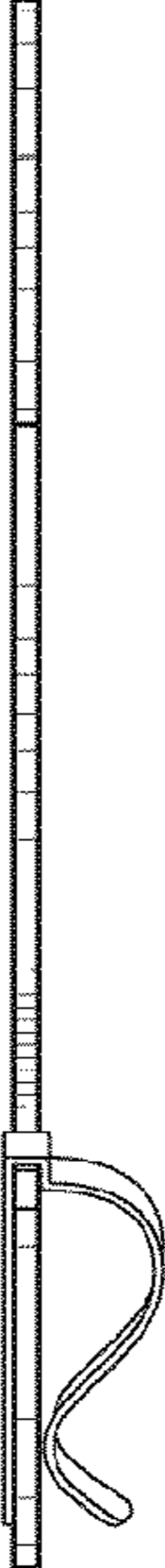


FIG. 4

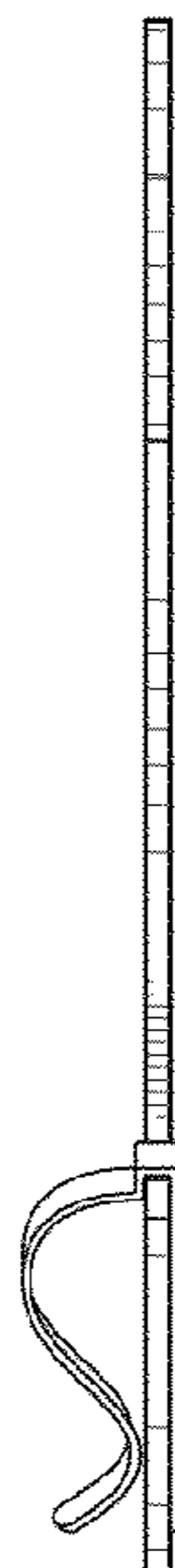
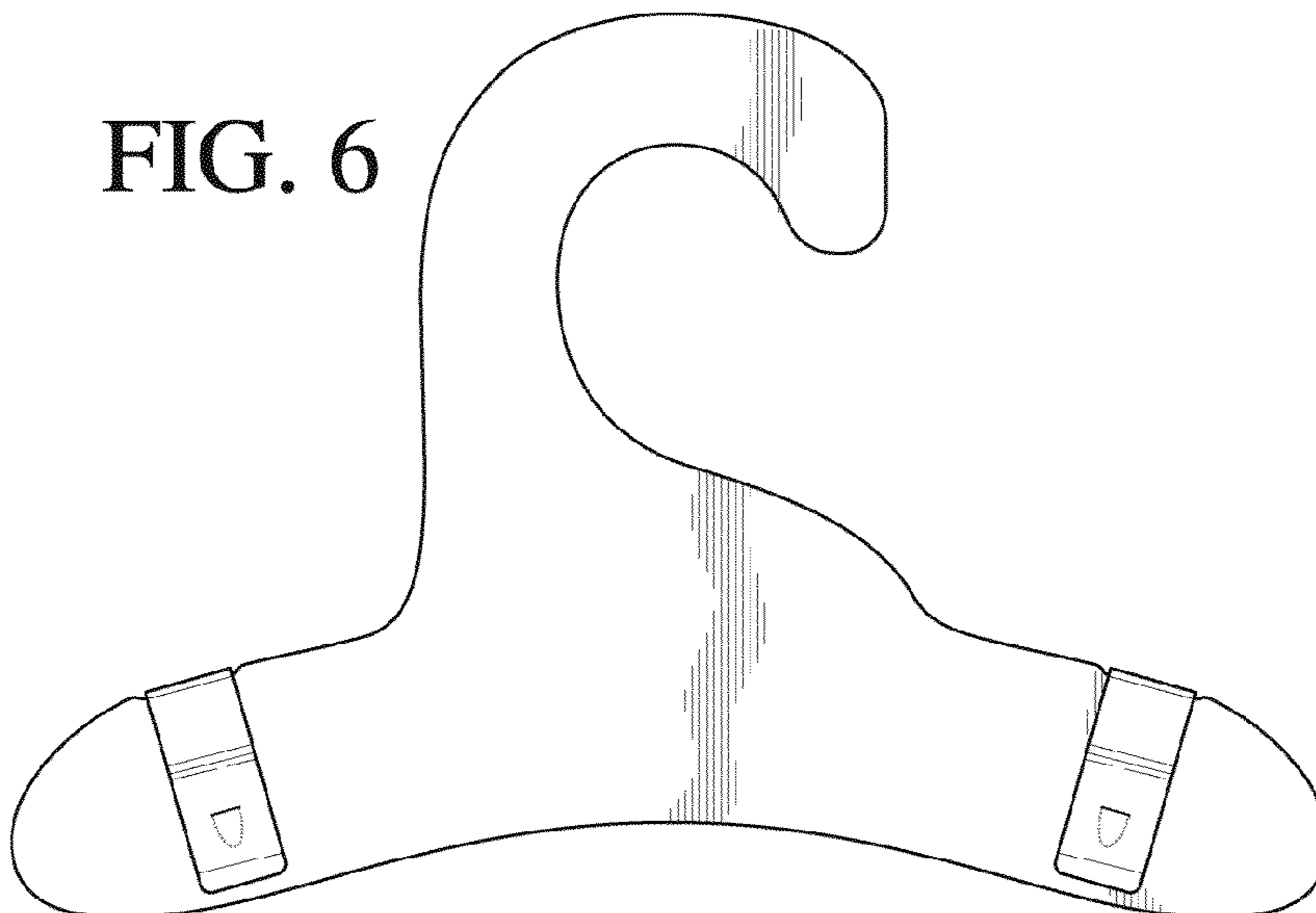


FIG. 5

FIG. 6



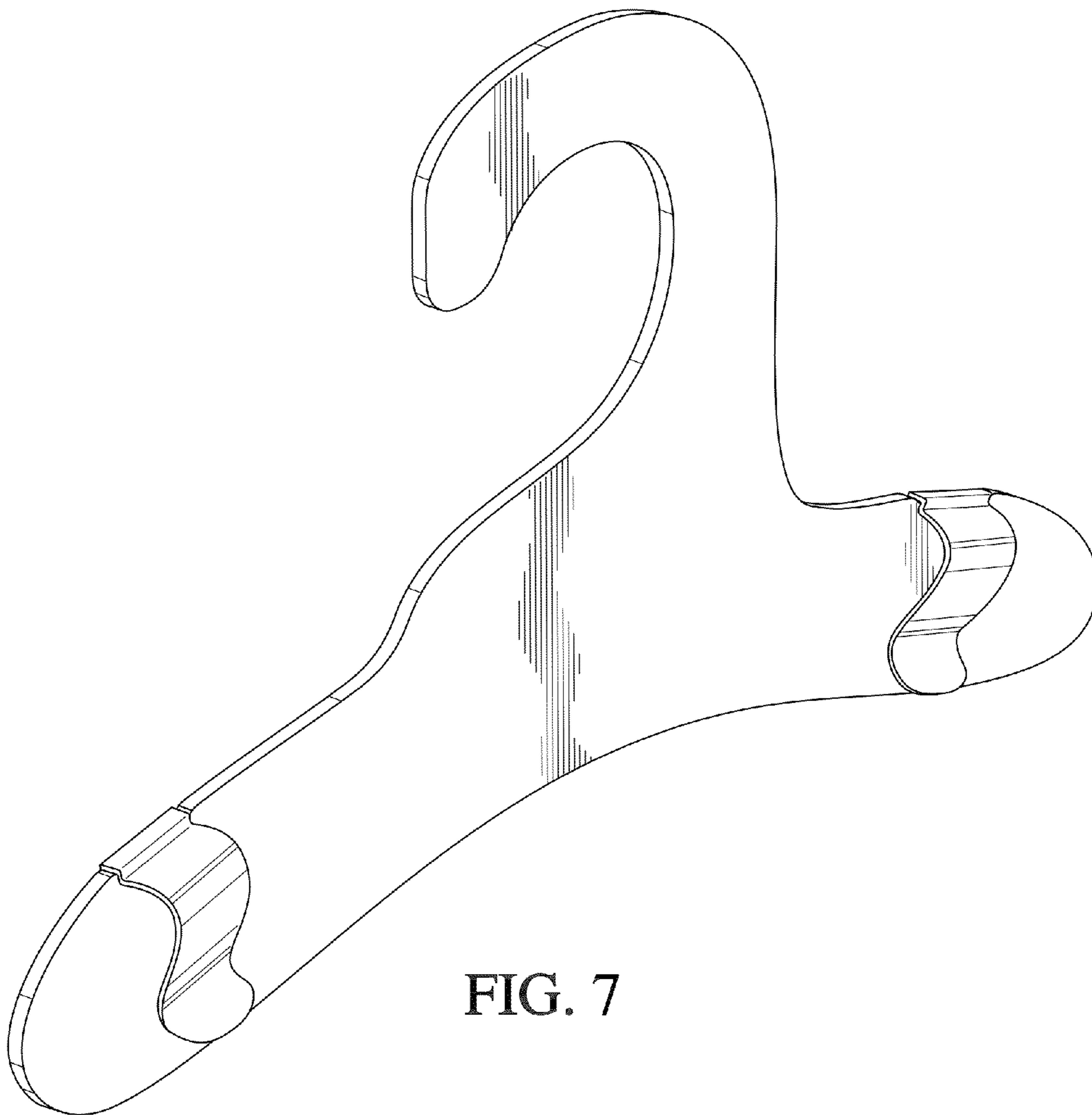


FIG. 7