



US00D743169S

(12) **United States Design Patent**
Therkorn

(10) **Patent No.:** **US D743,169 S**
(45) **Date of Patent:** **** Nov. 17, 2015**

(54) **CONTAINER WITH OFFSET HANDLE**

(71) Applicant: **Christopher Therkorn**, Randolph, NJ
(US)

(72) Inventor: **Christopher Therkorn**, Randolph, NJ
(US)

(73) Assignee: **The United States of America as
Represented by the Secretary of the
Army**, Washington, DC (US)

(**) Term: **14 Years**

(21) Appl. No.: **29/495,963**

(22) Filed: **Jul. 8, 2014**

(51) **LOC (10) Cl.** **03-01**

(52) **U.S. Cl.**

USPC **D3/282**; D3/302; D3/905

(58) **Field of Classification Search**

USPC 206/372–379, 508; 220/523–528, 826,
220/844; D3/905, 276, 279–284, 291, 294,
D3/295, 298, 901, 302, 272, 273, 274, 304,
D3/307, 308, 309, 315, 314, 310, 312

CPC B62B 2206/006; B65D 1/22; B65D
2543/00194; B65D 21/0209; B65D
2543/00296; B65D 21/02; B25H 3/02; B25H
3/021; B25H 3/022; B25H 3/023; B25H
3/025; B25H 3/026; B25H 3/027; B25H
3/028

See application file for complete search history.

(56) **References Cited**

U.S. PATENT DOCUMENTS

D220,292	S	*	3/1971	Sottsass	D18/2
3,995,926	A	*	12/1976	Kessler, Sr.	312/325
D308,760	S	*	6/1990	King	D3/292
D324,948	S	*	3/1992	Powers et al.	D3/282
D335,030	S	*	4/1993	Alfonso	D3/279
D435,341	S	*	12/2000	Li	D3/276

D438,004	S	*	2/2001	Watson et al.	D3/276
6,216,858	B1	*	4/2001	Chiu	206/234
D451,673	S	*	12/2001	Nam	D3/282
6,352,167	B1	*	3/2002	Yu	220/522
D461,051	S	*	8/2002	Cheng	D3/276
6,585,090	B2	*	7/2003	Harvey	190/108
D570,709	S	*	6/2008	Henri, Jr.	D23/211.1
D623,856	S	*	9/2010	Pezzini	D3/279
7,866,469	B2	*	1/2011	Fulton	206/372
D633,716	S	*	3/2011	Turella-Yuan et al.	D3/279
D657,558	S	*	4/2012	Cover	D3/270
8,210,387	B2	*	7/2012	Twig et al.	220/521
2002/0074387	A1	*	6/2002	Stewart et al.	229/125.09
2002/0166857	A1	*	11/2002	Schwaikert	220/270
2009/0078593	A1	*	3/2009	Patstone	206/216

* cited by examiner

Primary Examiner — Jennifer Rivard

Assistant Examiner — April Rivas

(74) *Attorney, Agent, or Firm* — Henry S. Goldfine

(57) **CLAIM**

The ornamental design for an container with offset handle, as shown and described herein.

DESCRIPTION

The invention described and claimed herein may be manufactured, used, and licensed by or for the U.S. Government for U.S. Government purposes.

FIG. 1 is a perspective view of an container with offset handle showing my new design;

FIG. 2 is a front elevation view thereof, the rear elevation view being a mirror image;

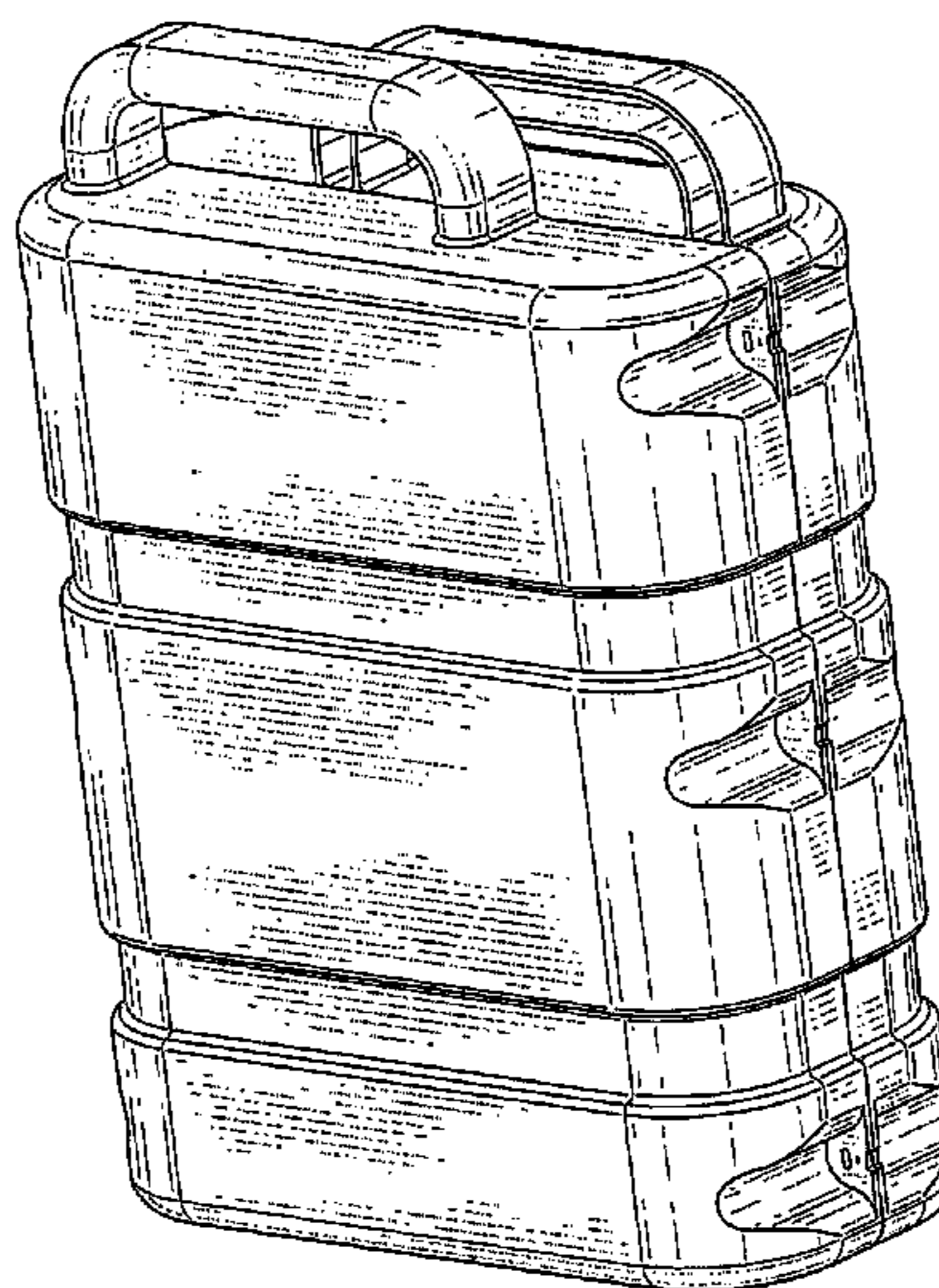
FIG. 3 is a right side elevation view thereof, the left side elevation view being a mirror image;

FIG. 4 is a top view thereof; and,

FIG. 5 is a bottom view thereof.

The broken lines shown in the drawing illustrate portions of the container with offset handle and form no part of the claimed design.

1 Claim, 4 Drawing Sheets



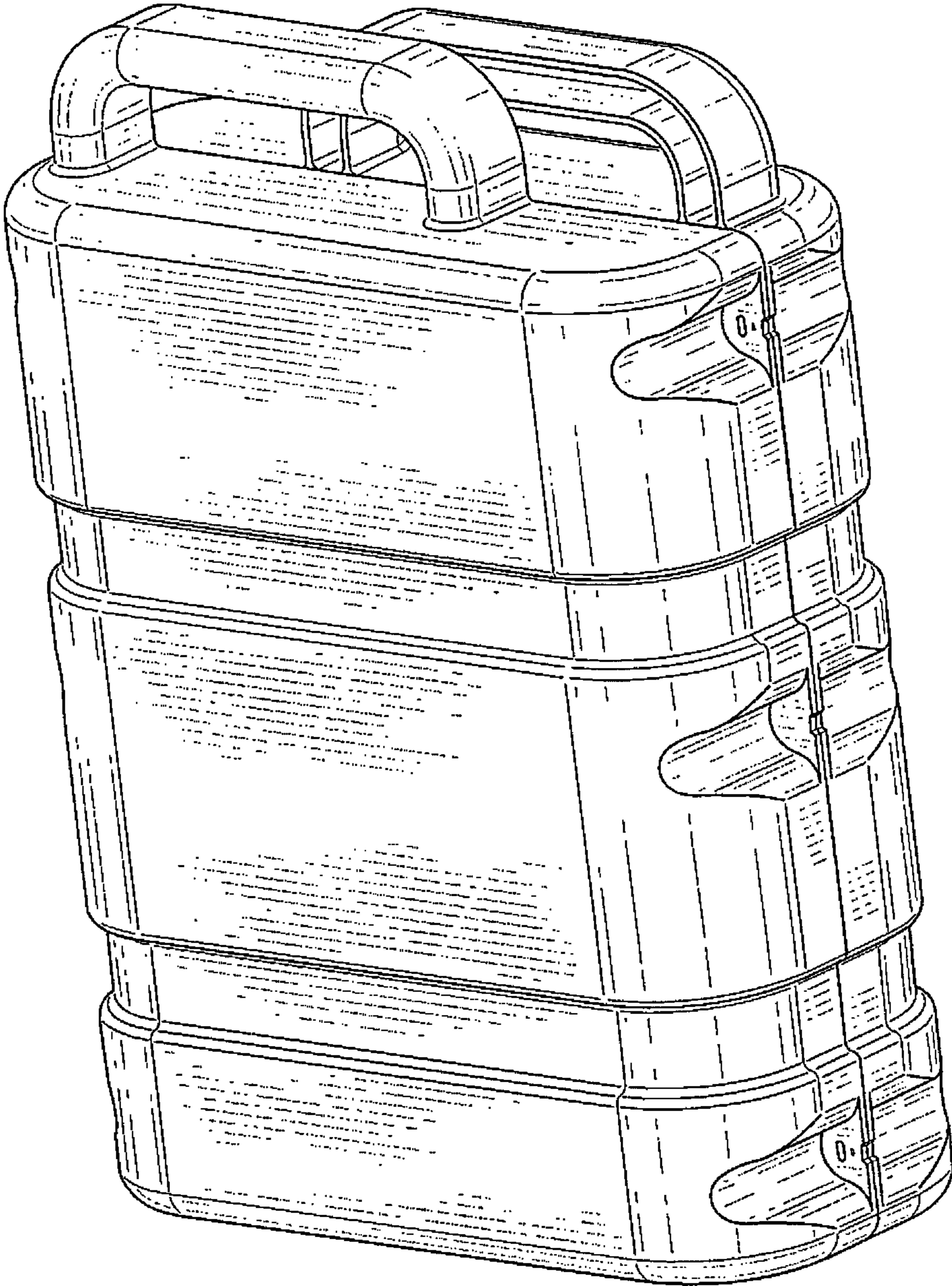


FIG. 1




FIG. 2

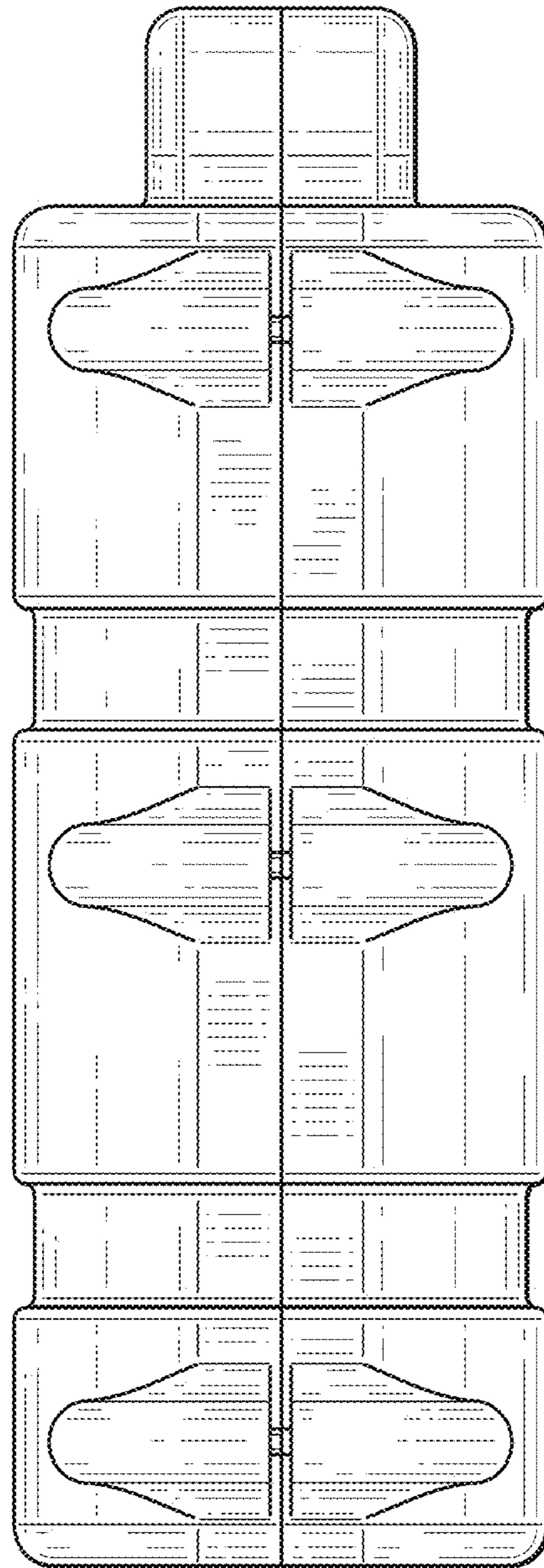


FIG. 3

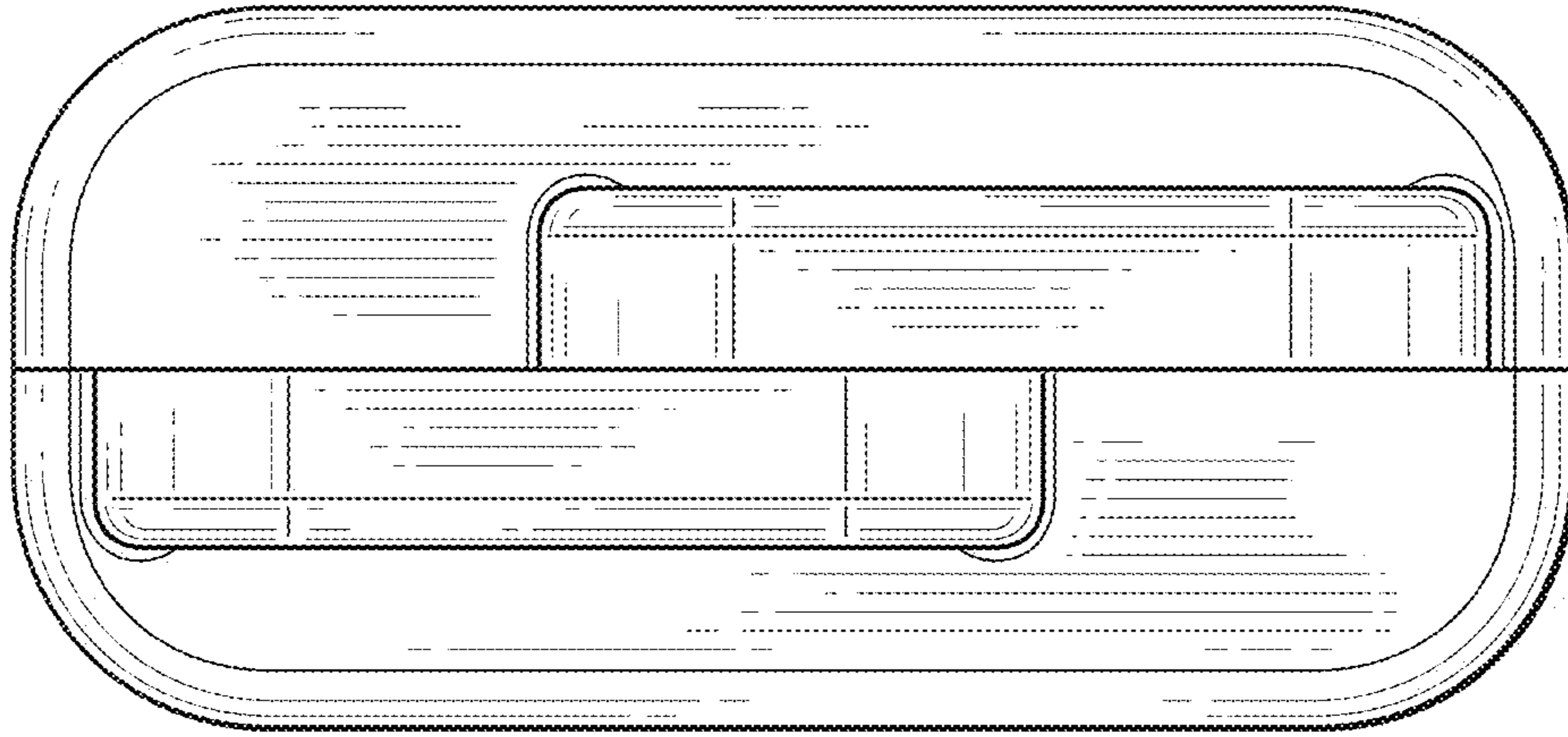


FIG. 4




FIG. 5