



US00D743157S

(12) **United States Design Patent**  
**Crapps**

(10) **Patent No.:** **US D743,157 S**

(45) **Date of Patent:** **\*\* Nov. 17, 2015**

(54) **SHOE**

(71) Applicant: **Dena M. Crapps**, Blythewood, SC (US)

(72) Inventor: **Dena M. Crapps**, Blythewood, SC (US)

(\*\*) Term: **14 Years**

(21) Appl. No.: **29/493,494**

(22) Filed: **Jun. 10, 2014**

(51) **LOC (10) Cl.** ..... **02-04**

(52) **U.S. Cl.**  
USPC ..... **D2/970**

(58) **Field of Classification Search**  
USPC ..... D2/896, 900, 909-911, 943, 946, 969,  
D2/970, 974; 36/83, 1.5, 2 R, 109, 3 A,  
36/7.1 R, 45, 52, 112, 100  
CPC ..... A43C 11/00; A43B 23/25; A43B 3/02  
See application file for complete search history.

(56) **References Cited**

**U.S. PATENT DOCUMENTS**

D106,649 S	*	10/1937	Casey	.....	D2/911
D164,667 S	*	10/1951	Bingham, Jr.	.....	D2/912
D296,607 S	*	7/1988	Iber	.....	D2/898
5,148,949 A	*	9/1992	Luca	.....	222/175
D356,664 S	*	3/1995	Cesaretti	.....	D2/905

D400,343 S	*	11/1998	Davidowitz et al.	.....	D2/910
D401,394 S	*	11/1998	Herndon	.....	D2/910
D403,850 S	*	1/1999	Herndon	.....	D2/970
D439,030 S	*	3/2001	Bernath	.....	D2/900
D530,488 S	*	10/2006	Kelsey	.....	D2/912
D551,829 S	*	10/2007	McLin	.....	D2/912
D646,475 S	*	10/2011	Boncutter	.....	D2/970
D646,876 S	*	10/2011	Roldan	.....	D2/970

\* cited by examiner

*Primary Examiner* — Ian Simmons

*Assistant Examiner* — Rashida C McCoy

(74) *Attorney, Agent, or Firm* — Robert H. Williams

(57) **CLAIM**

The ornamental design for a shoe, as shown and described.

**DESCRIPTION**

FIG. 1 is a perspective view of a shoe showing my new design; FIG. 2 is a left side view of a shoe showing my new design; FIG. 3 is a right side view of a shoe showing my new design; FIG. 4 is a front elevational view thereof; FIG. 5 is a rear elevational view thereof; and, FIG. 6 is a top plan view thereof.

The remainder of the shoe shown in broken lines is directed to environment. The elements shown in broken lines are for illustrative purposes only and form no part of the claimed design.

**1 Claim, 6 Drawing Sheets**





FIG. 1

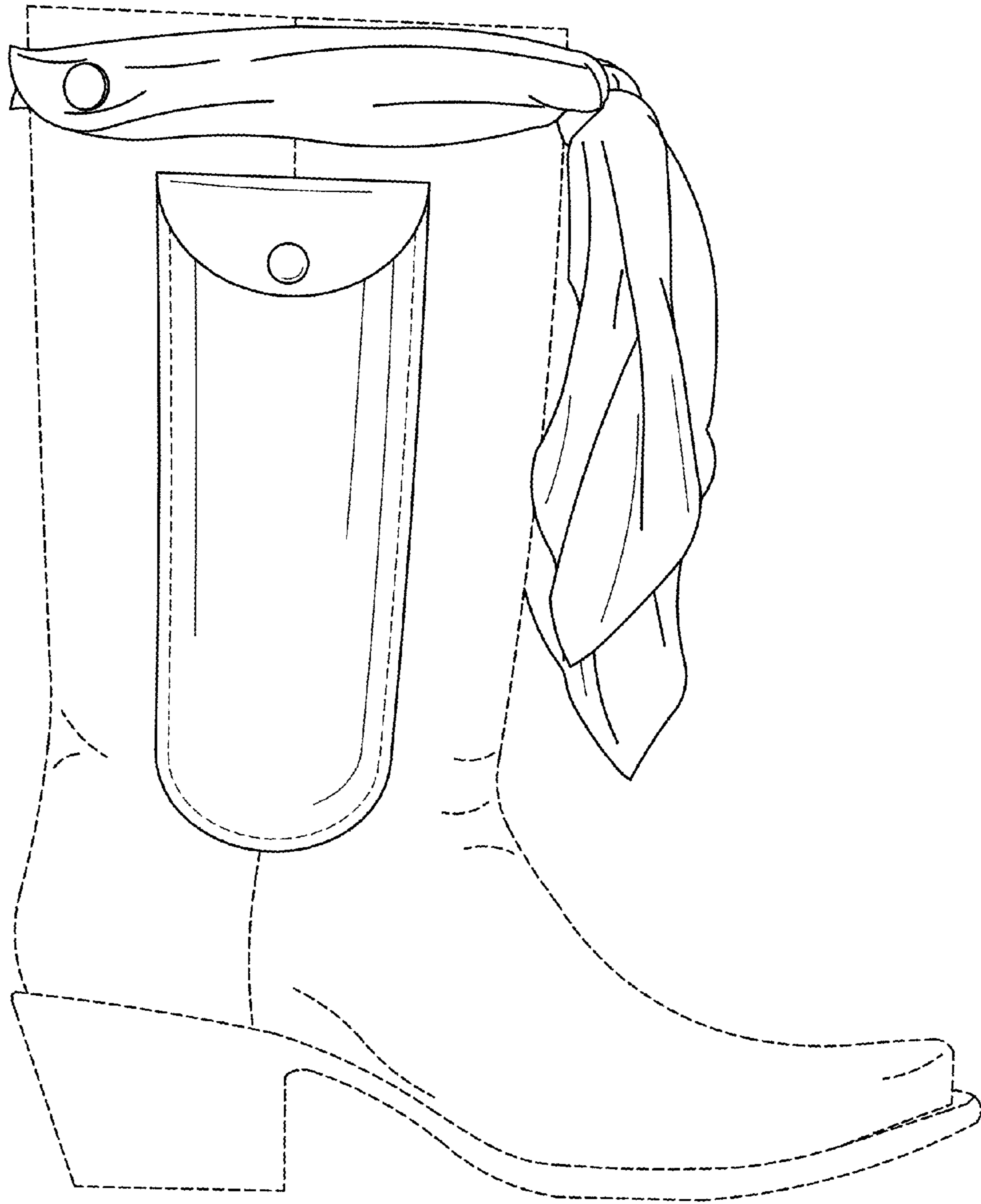


FIG. 2



FIG. 3



FIG. 4

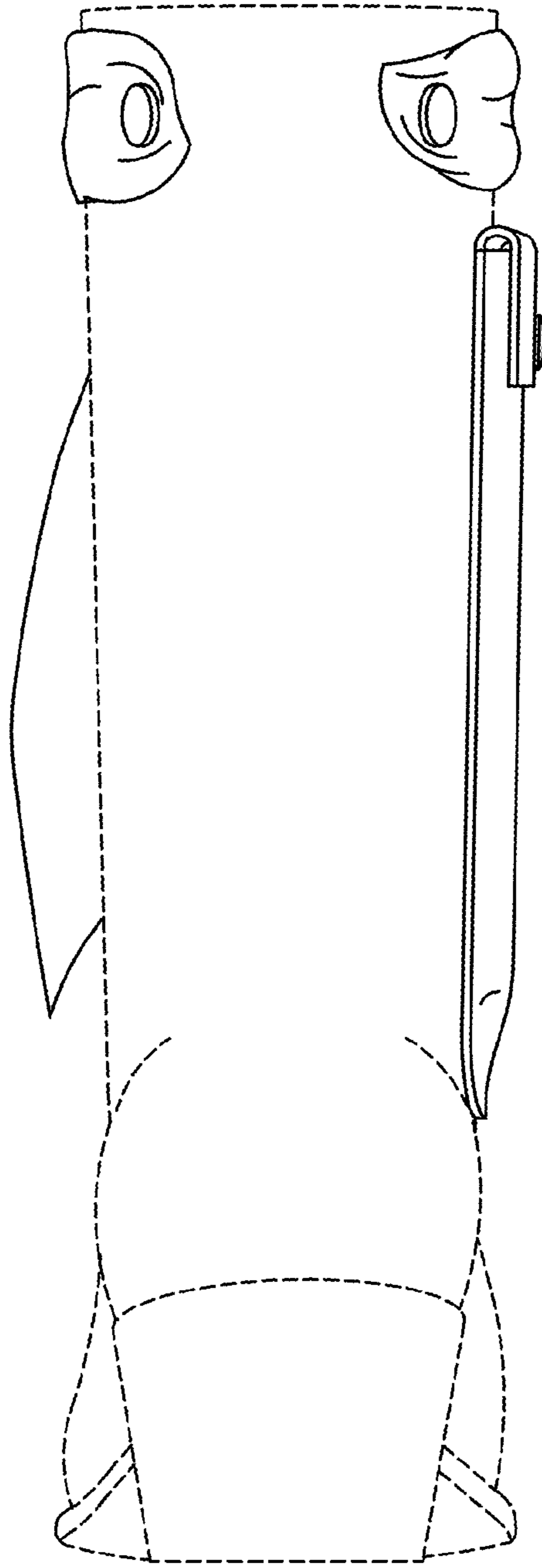


FIG. 5

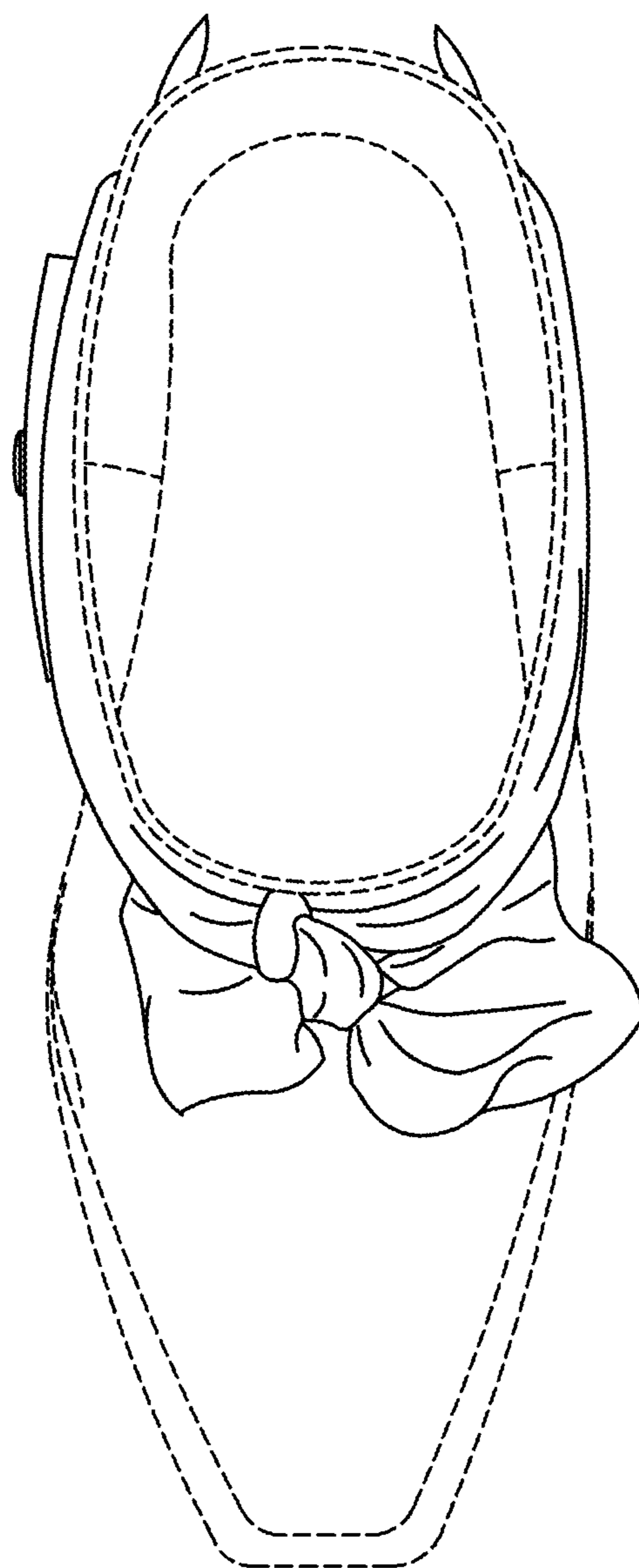


FIG. 6