



US00D743129S

(12) **United States Design Patent**
Chung et al.

(10) **Patent No.:** **US D743,129 S**

(45) **Date of Patent:** **** Nov. 10, 2015**

- (54) **CLOTHES MANAGEMENT APPARATUS**
- (71) Applicant: **LG Electronics Inc.**, Seoul (KR)
- (72) Inventors: **Wookjun Chung**, Seoul (KR);
Jaemyung Lim, Seoul (KR);
Byeongkook Kim, Seoul (KR); **Junghoi Choi**, Seoul (KR)
- (73) Assignee: **LG Electronics Inc.**, Seoul (KR)
- (**) Term: **14 Years**

6,018,885	A *	2/2000	Hill	34/202
D427,454	S *	7/2000	Munch et al.	D6/663
6,189,346	B1 *	2/2001	Chen et al.	68/5 R
D446,317	S *	8/2001	Jackson et al.	D25/48.3
6,427,365	B2 *	8/2002	MacGregor et al.	38/1 A
D476,782	S *	7/2003	Huddleston	D32/6
D501,565	S *	2/2005	Malicki et al.	D25/138
D516,834	S *	3/2006	Masseth, Jr.	D6/663
D520,273	S *	5/2006	Mehmen et al.	D6/703
D532,563	S *	11/2006	Kim et al.	D32/6
D537,664	S *	3/2007	Mehmen et al.	D6/703
7,235,109	B2 *	6/2007	Kleker	8/149.3
D582,574	S *	12/2008	Mackenzie	D25/138
D622,456	S *	8/2010	Kim et al.	D32/8

(Continued)

- (21) Appl. No.: **29/484,098**
- (22) Filed: **Mar. 6, 2014**

OTHER PUBLICATIONS

LG clothing management cabinet, dated Jan. 7, 2013. www.lgnewsroom.com/ces2013.*

(Continued)

- (30) **Foreign Application Priority Data**
- Sep. 11, 2013 (KR) 30-2013-0046950
- (51) **LOC (10) Cl.** **15-05**
- (52) **U.S. Cl.**
- USPC **D32/25; D6/703**
- (58) **Field of Classification Search**
- USPC D3/319, 328; D6/556, 559-561, 660,
D6/662, 662.1, 663, 703, 703.2; D25/33,
D25/48.3, 121-122, 125, 138; D32/1, 6, 8,
D32/10, 25; 68/3 R, 5 R, 5 C; 312/326
- CPC D06F 58/10; D06F 58/20; F25D 23/02;
E05Y 2900/20; E05Y 2900/30
- See application file for complete search history.

Primary Examiner — Sandra Morris
(74) *Attorney, Agent, or Firm* — Morgan, Lewis & Bockius LLP


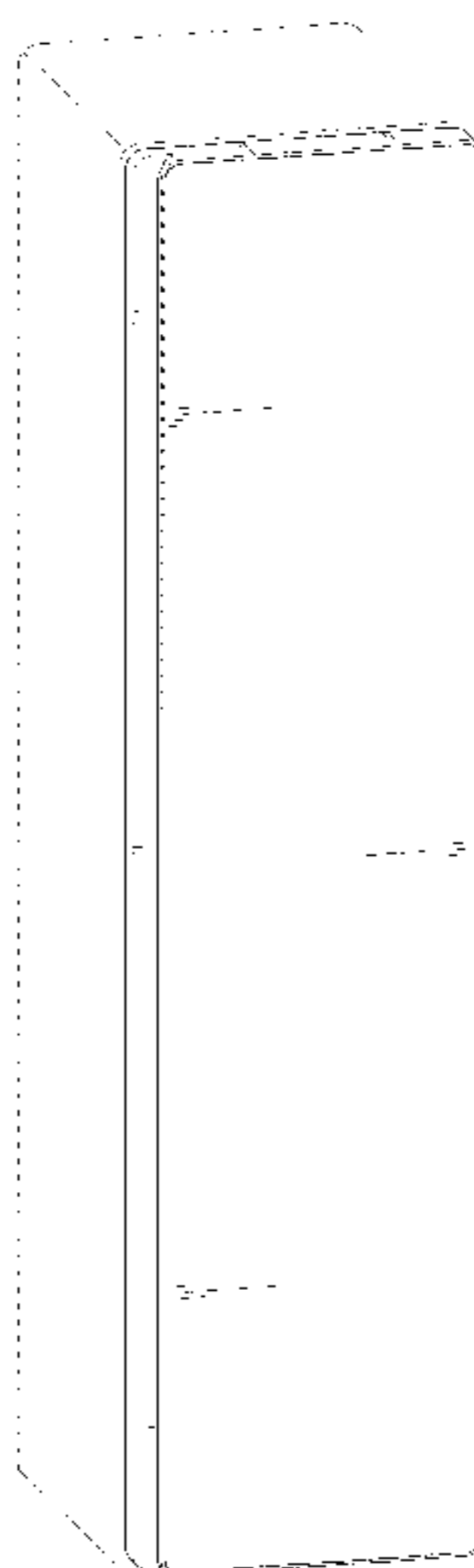
(57) **CLAIM**
The ornamental design for a clothes management apparatus, as shown and described.

DESCRIPTION

FIG. 1 is a perspective view of a clothes management apparatus showing our new design;
FIG. 2 is a front view thereof;
FIG. 3 is a rear view thereof;
FIG. 4 is a left side view thereof;
FIG. 5 is a right side view thereof; and,
FIG. 6 is a top plan view thereof where the bottom plan view is a mirror image.
The broken lines are for illustrative purposes only and form no part of the claimed design.

1 Claim, 6 Drawing Sheets

- (56) **References Cited**
- U.S. PATENT DOCUMENTS
- D197,085 S * 12/1963 Bequette D32/8
- 3,805,561 A * 4/1974 Bullock 68/5 C
- D300,097 S * 3/1989 Cook D6/703
- D324,965 S * 3/1992 Nelsen D6/663
- 5,094,020 A * 3/1992 Wingfield et al. 38/1 A
- 5,305,484 A * 4/1994 Fitzpatrick et al. 8/149.3
- 5,815,961 A * 10/1998 Estes et al. 38/14



(56)

References Cited

U.S. PATENT DOCUMENTS

D638,592 S * 5/2011 Suh D32/8
 D640,430 S * 6/2011 Jee D32/6
 D643,165 S * 8/2011 Song et al. D32/8
 8,037,626 B2 * 10/2011 Moon et al. 38/14
 8,061,066 B2 * 11/2011 Hong et al. 38/14
 D654,599 S * 2/2012 Cupec D25/138
 8,151,495 B2 * 4/2012 Kim et al. 38/14
 D659,917 S * 5/2012 Jeon et al. D32/10
 D663,495 S * 7/2012 Song et al. D32/8
 8,215,133 B2 * 7/2012 Kim et al. 68/5 C
 D669,600 S * 10/2012 Thielke et al. D25/48.3
 8,296,967 B2 * 10/2012 Kim et al. 34/164

8,424,141 B2 * 4/2013 Yoo et al. 8/149.3
 8,484,868 B2 * 7/2013 Kim et al. 38/14
 8,505,340 B2 * 8/2013 Kim et al. 68/5 C
 2001/0037590 A1 * 11/2001 MacGregor et al. 38/3
 2004/0134087 A1 * 7/2004 Meyer 34/90
 2005/0223502 A1 * 10/2005 Kleker 8/158
 2008/0136295 A1 * 6/2008 Aizpuru Borda et al. 312/31
 2010/0018072 A1 * 1/2010 Kim et al. 34/86
 2010/0058813 A1 * 3/2010 Moon et al. 68/6
 2012/0240425 A1 * 9/2012 Park et al. 34/202

OTHER PUBLICATIONS

LG TROMM Styler, dated Jan. 2011. www.thecoolgadgets.com.*

* cited by examiner

FIG. 1




FIG. 2

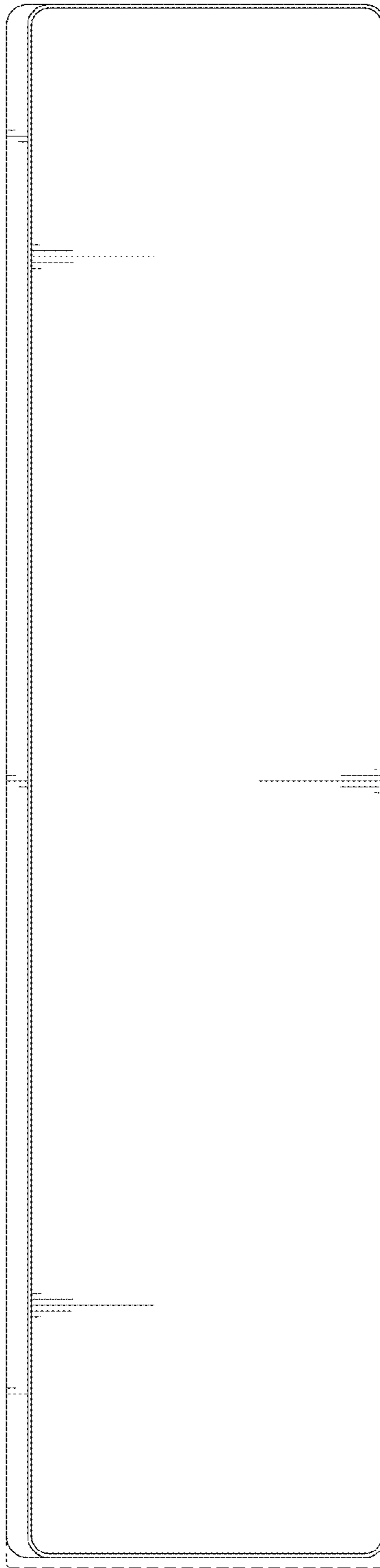


FIG. 3




FIG. 4




FIG. 5




FIG. 6

