



US00D743112S

(12) **United States Design Patent**
Brown

(10) **Patent No.:** **US D743,112 S**

(45) **Date of Patent:** **** Nov. 10, 2015**

- (54) **SPORTS HELMET FIN**
- (71) Applicant: **Austin Brown**, Glen Rock, PA (US)
- (72) Inventor: **Austin Brown**, Glen Rock, PA (US)
- (73) Assignee: **WM. T. BURNETT IP, LLP**, Baltimore, MD (US)
- (**) Term: **14 Years**
- (21) Appl. No.: **29/485,650**
- (22) Filed: **Mar. 20, 2014**
- (51) **LOC (10) Cl.** **29-02**
- (52) **U.S. Cl.**
USPC **D29/122**
- (58) **Field of Classification Search**
USPC D29/102-107, 122
CPC A42B 1/066; A42B 3/228; A42B 3/08;
A42B 3/32; A42B 3/00; A42B 3/166; A42B
3/222; A42B 3/16; A42B 3/20; A42B 3/227;
A42B 3/105; A42B 3/22; A42B 3/04; A42B
3/06; A63B 71/10
See application file for complete search history.

D493,921	S	*	8/2004	Rong	D29/122
D528,705	S	*	9/2006	Ide et al.	D29/122
7,114,198	B1	*	10/2006	Hsieh et al.	2/422
D567,455	S	*	4/2008	Rogers et al.	D29/122
D576,355	S	*	9/2008	Murakami	D29/122
D590,548	S	*	4/2009	Johnson et al.	D29/122
D617,055	S	*	6/2010	Higgins	D29/122
D622,007	S	*	8/2010	Higgins	D29/122
D638,586	S	*	5/2011	Aaskov et al.	D29/122
D660,554	S	*	5/2012	Blackshear	D2/872
D663,899	S	*	7/2012	Donovan et al.	D29/105
D669,226	S	*	10/2012	Byron et al.	D29/105
D671,687	S	*	11/2012	Winningham et al.	D29/106
D703,387	S	*	4/2014	Janisse et al.	D29/105
2009/0178184	A1	*	7/2009	Brine et al.	2/414
2012/0137413	A1	*	6/2012	DeBoer	2/424

* cited by examiner

Primary Examiner — Ruth McInroy

(74) *Attorney, Agent, or Firm* — Ober, Kaler, Grimes & Shriver; Royal W. Craig

(57) **CLAIM**

I claim the ornamental design for a sports helmet fin, as shown and described.

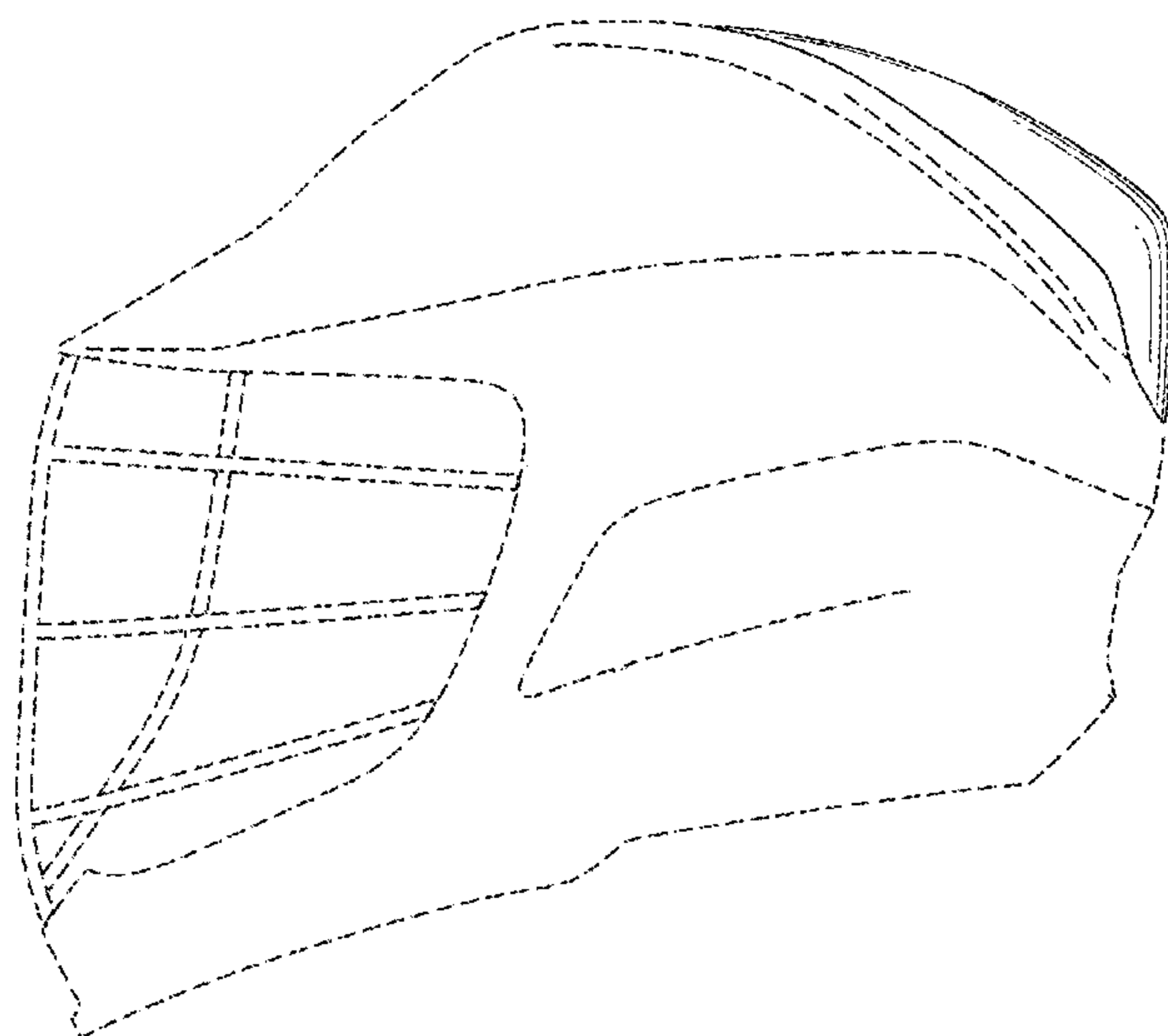

DESCRIPTION

FIG. 1 is a top left-side perspective view of a sports helmet fin showing my new design;
 FIG. 2 is a top right-side perspective view thereof;
 FIG. 3 is a left-side view thereof;
 FIG. 4 is a right-side view thereof;
 FIG. 5 is a rear left-side perspective view thereof;
 FIG. 6 is a rear right-side perspective view thereof; and,
 FIG. 7 is a top plan view thereof.
 The details shown in broken lines are for illustrative purposes only and form no part of the claimed design.

1 Claim, 7 Drawing Sheets

(56) **References Cited**
U.S. PATENT DOCUMENTS

4,964,178	A	*	10/1990	Giancarlo et al.	2/414
5,953,762	A	*	9/1999	Corbett	2/425
6,309,270	B1	*	10/2001	Harwell et al.	441/55
D457,274	S	*	5/2002	Taniuchi et al.	D29/122
D457,691	S	*	5/2002	Taniuchi et al.	D29/122
D458,415	S	*	6/2002	Taniuchi et al.	D29/122
D460,219	S	*	7/2002	Taniuchi et al.	D29/122
D476,779	S	*	7/2003	Tanaka	D29/122
D485,948	S	*	1/2004	Yi	D29/107
D485,949	S	*	1/2004	Rong	D29/122






Fig. 1

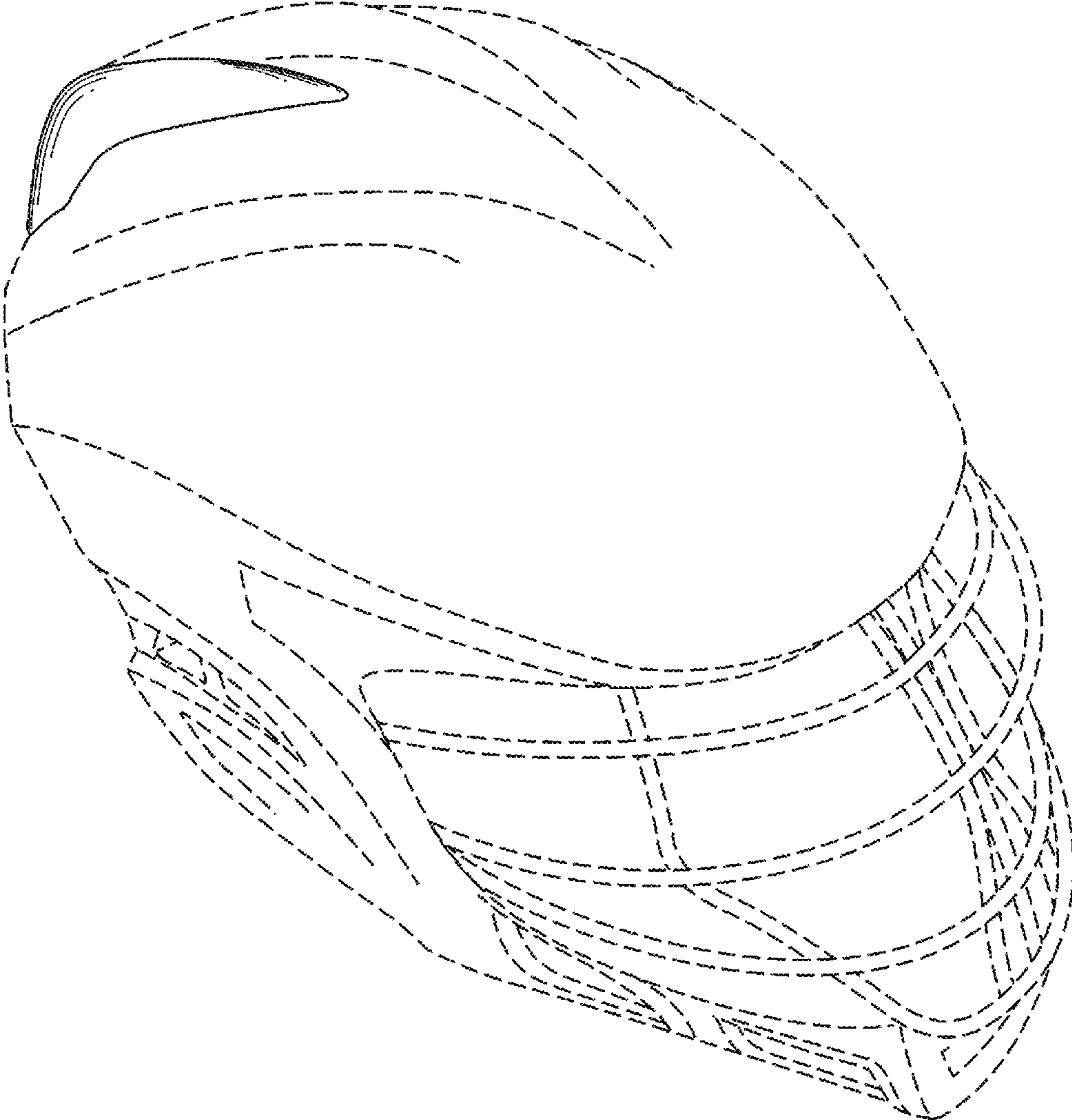


Fig. 2

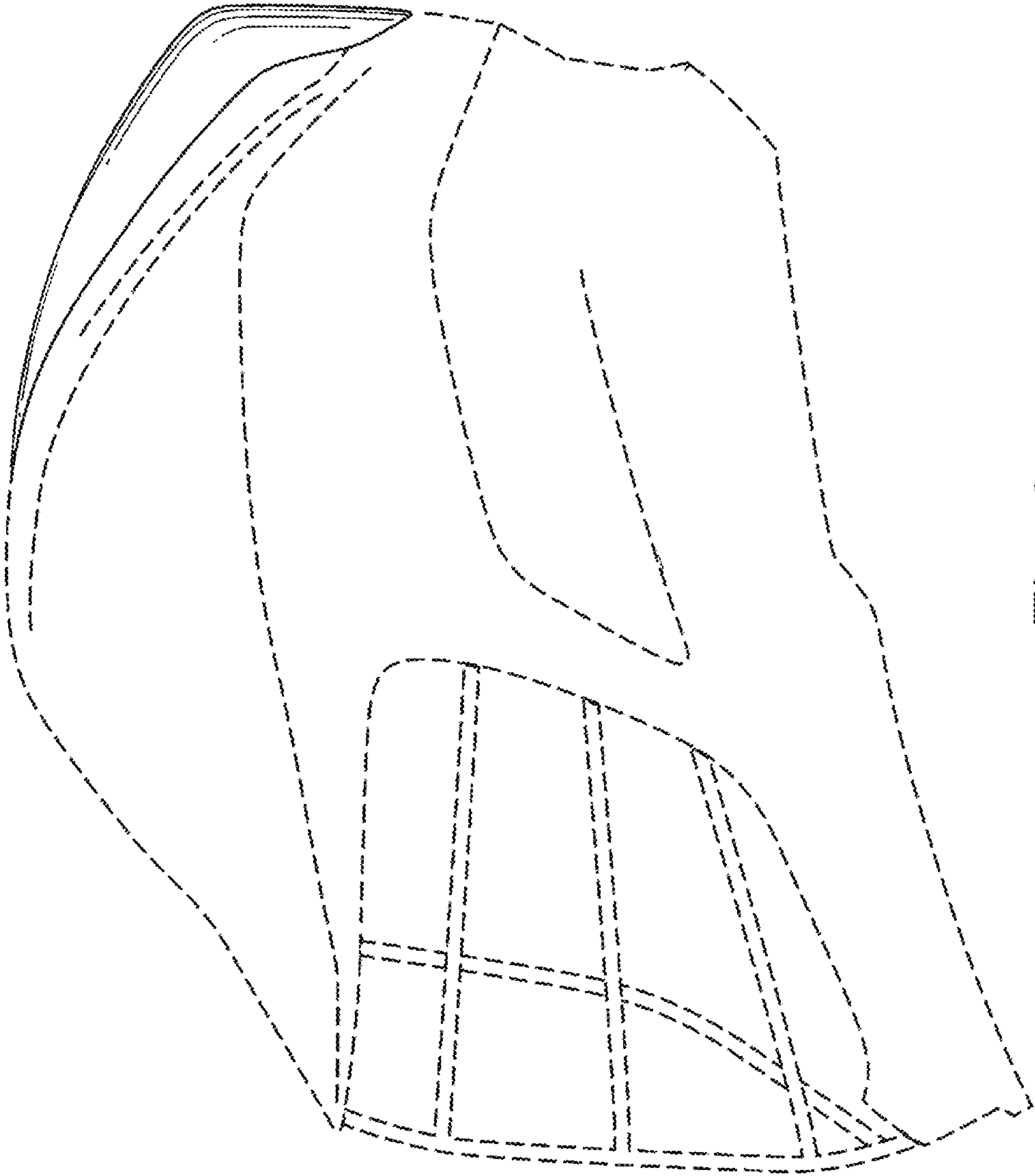


Fig. 3

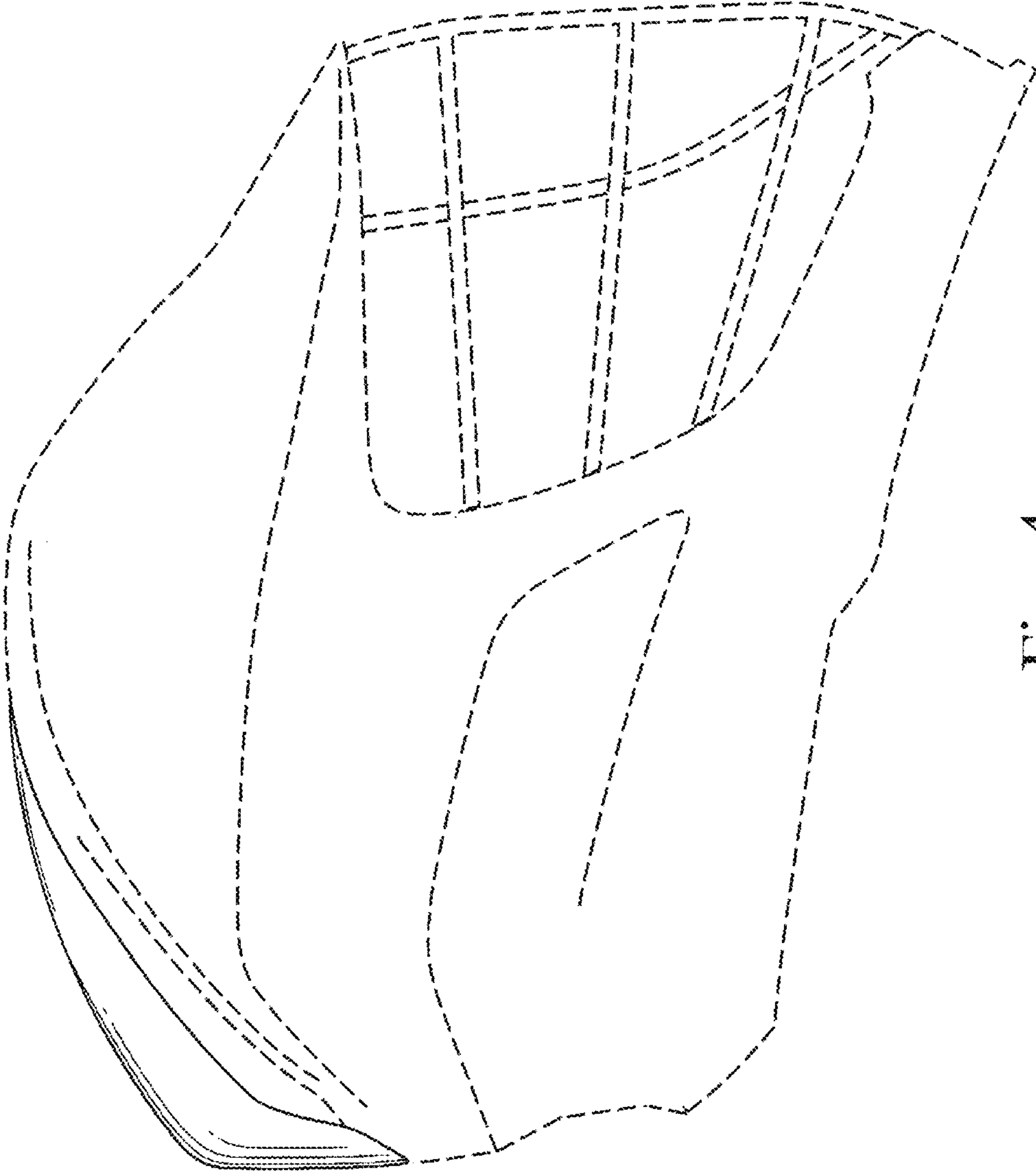


Fig. 4

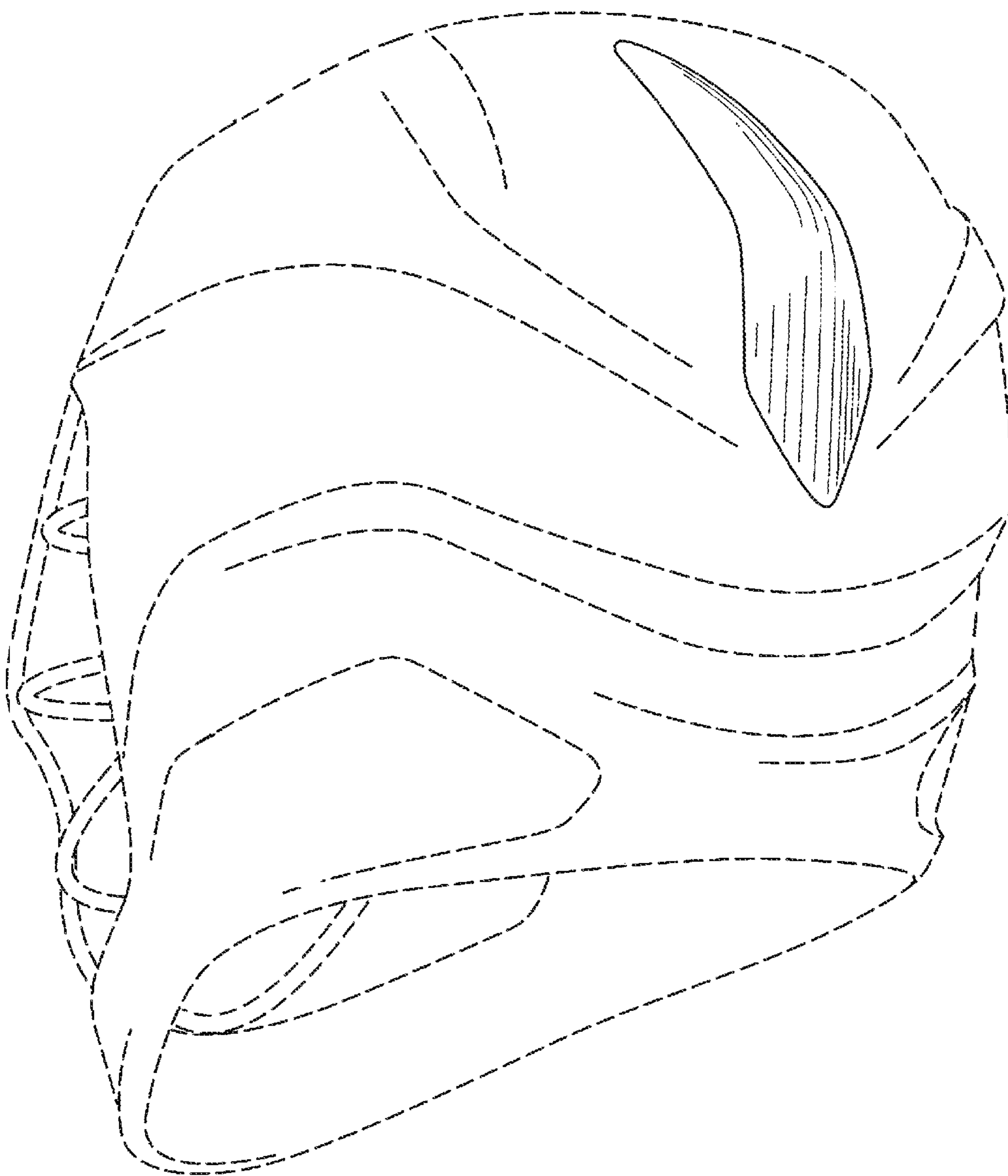


Fig. 5

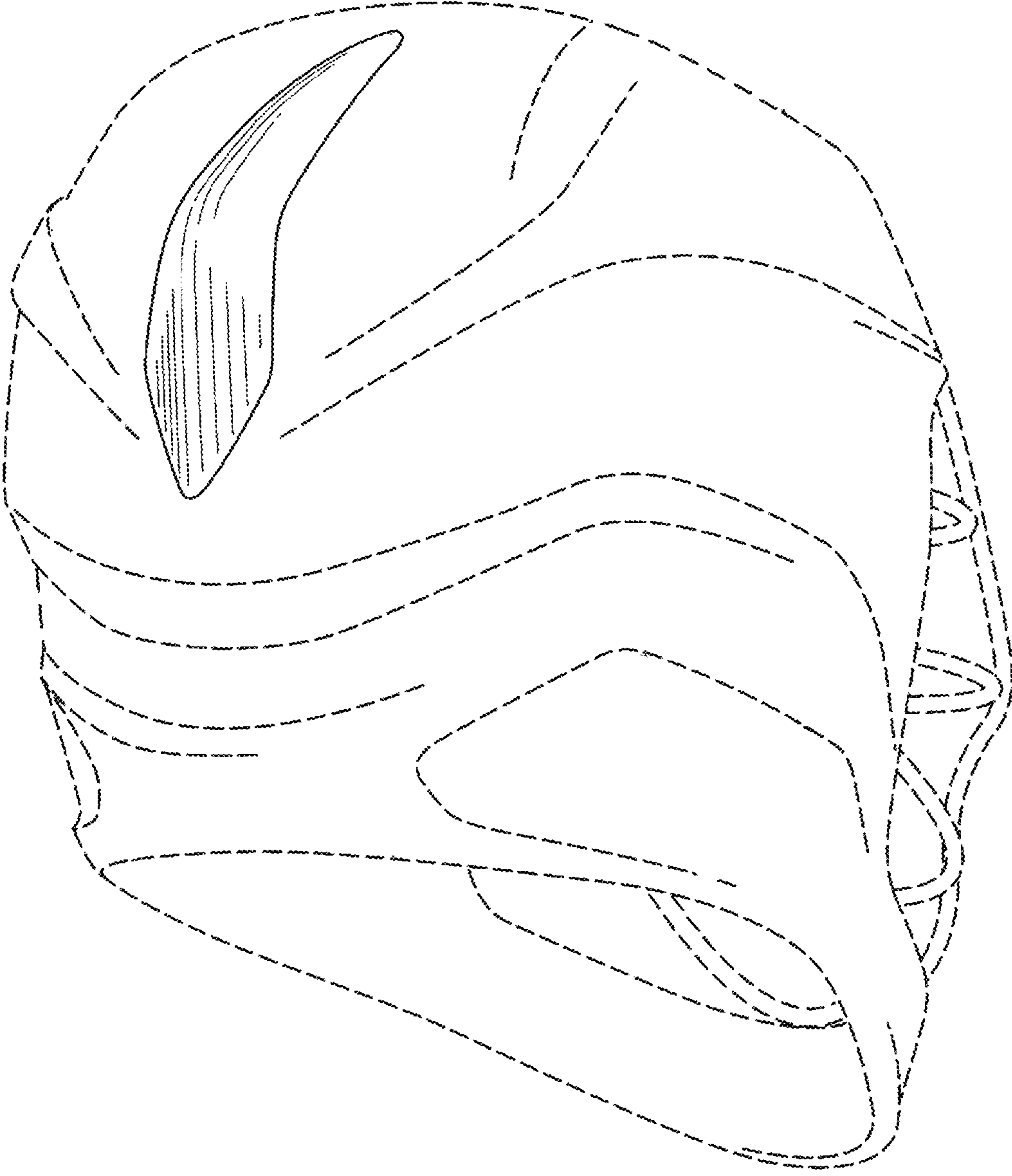


FIG. 6

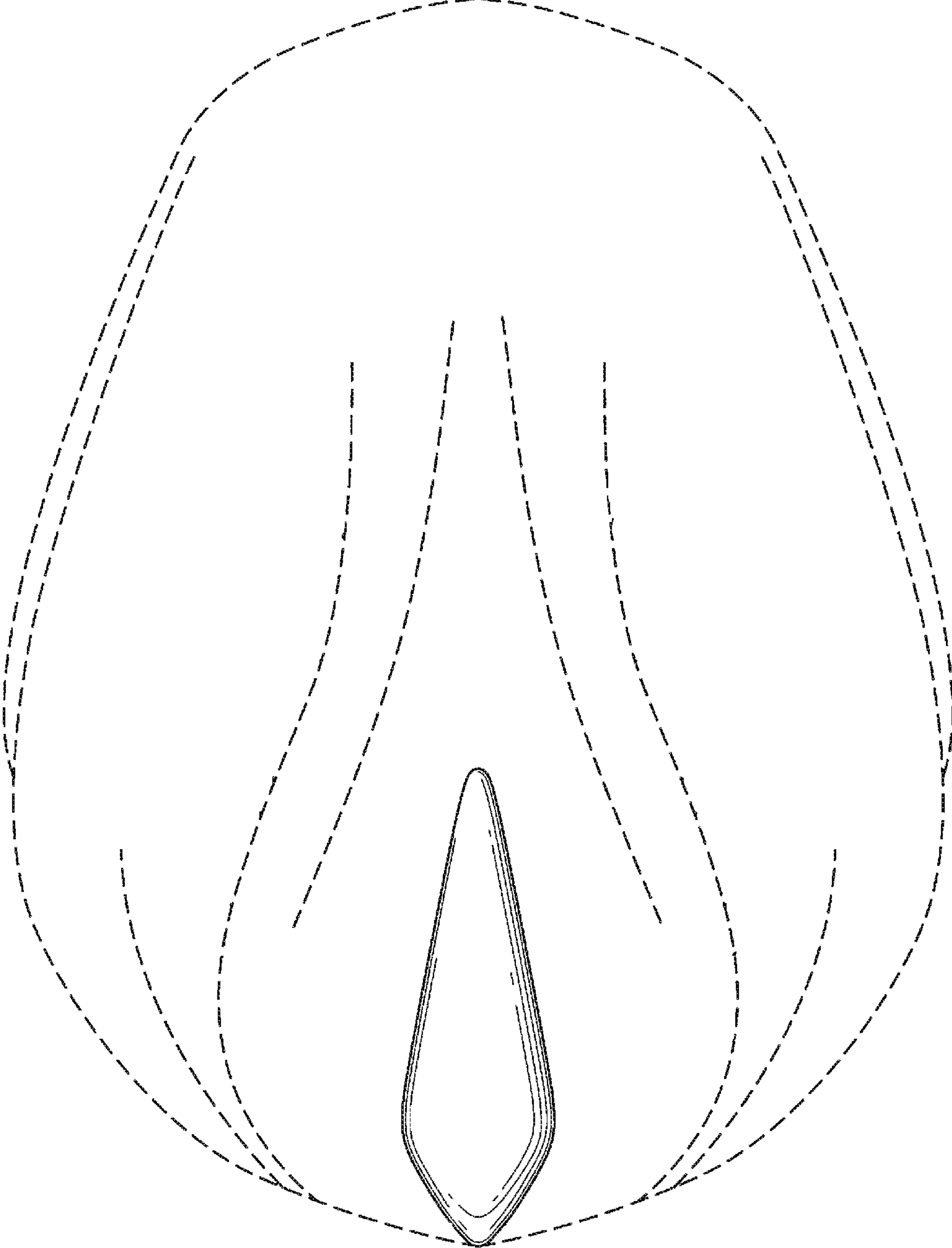


Fig. 7