



US00D743110S

(12) **United States Design Patent**
Welborn

(10) **Patent No.:** **US D743,110 S**
(45) **Date of Patent:** **** Nov. 10, 2015**

(54) **FACE MASK**

(71) Applicant: **BOWIE KNIFE LLC**, Spring, TX (US)

(72) Inventor: **Brian S. Welborn**, Montgomery, TX (US)

(**) Term: **14 Years**

(21) Appl. No.: **29/511,703**

(22) Filed: **Dec. 12, 2014**

Related U.S. Application Data

(62) Division of application No. 29/436,940, filed on Nov. 9, 2012, now Pat. No. Des. 722,207.

(51) **LOC (10) Cl.** **29-02**

(52) **U.S. Cl.**
USPC **D29/108**

(58) **Field of Classification Search**
USPC D29/100, 102, 105, 106, 107, 108, 110, D29/122; D2/878, 880, 881; D24/110.1; 2/455, 456, 410, 423, 424, 425, 9, 171, 2/173, 206, 207, 906; 128/857, 858, 128/201.22, 201.23, 201.24, 206.21
CPC A42B 5/00; A42B 3/18; A42B 3/20; A42B 1/046; A63B 71/08; A63B 71/10; A63B 71/105; A61F 9/04; A61F 9/06; A61F 9/029; A41D 13/11; A41D 13/1107; A41D 13/1161; A41D 13/1169; A41D 13/1176; A41G 7/00; A41G 7/02
See application file for complete search history.

(56) **References Cited**

U.S. PATENT DOCUMENTS

194,815 A	9/1877	Emebson-Feench
626,799 A	6/1899	Walton
1,218,352 A	3/1917	Arbogast et al.
1,309,783 A	7/1919	Slawin

1,655,440 A	1/1928	Soble
1,810,486 A	6/1931	Lancaster
D113,429 S	2/1939	Mehl
D125,339 S	2/1941	Jaslow
2,262,992 A	11/1941	Dessart
2,432,767 A	12/1947	Klein
2,509,519 A	5/1950	Norris
2,914,772 A	12/1959	Lemelson
3,211,146 A	10/1965	Rodelli
3,740,767 A	6/1973	Schuessler
4,272,853 A	6/1981	Schuessler
D285,497 S	9/1986	McElfresh
4,886,079 A	12/1989	Mooney
4,957,124 A	9/1990	Mooney
D332,310 S	1/1993	Ahlen
D343,023 S	1/1994	Kilpatrick
D358,685 S	5/1995	Rounder

(Continued)

FOREIGN PATENT DOCUMENTS

WO 2005-092133 A2 10/2005

Primary Examiner — Elizabeth J Oswecki
(74) *Attorney, Agent, or Firm* — TraskBritt

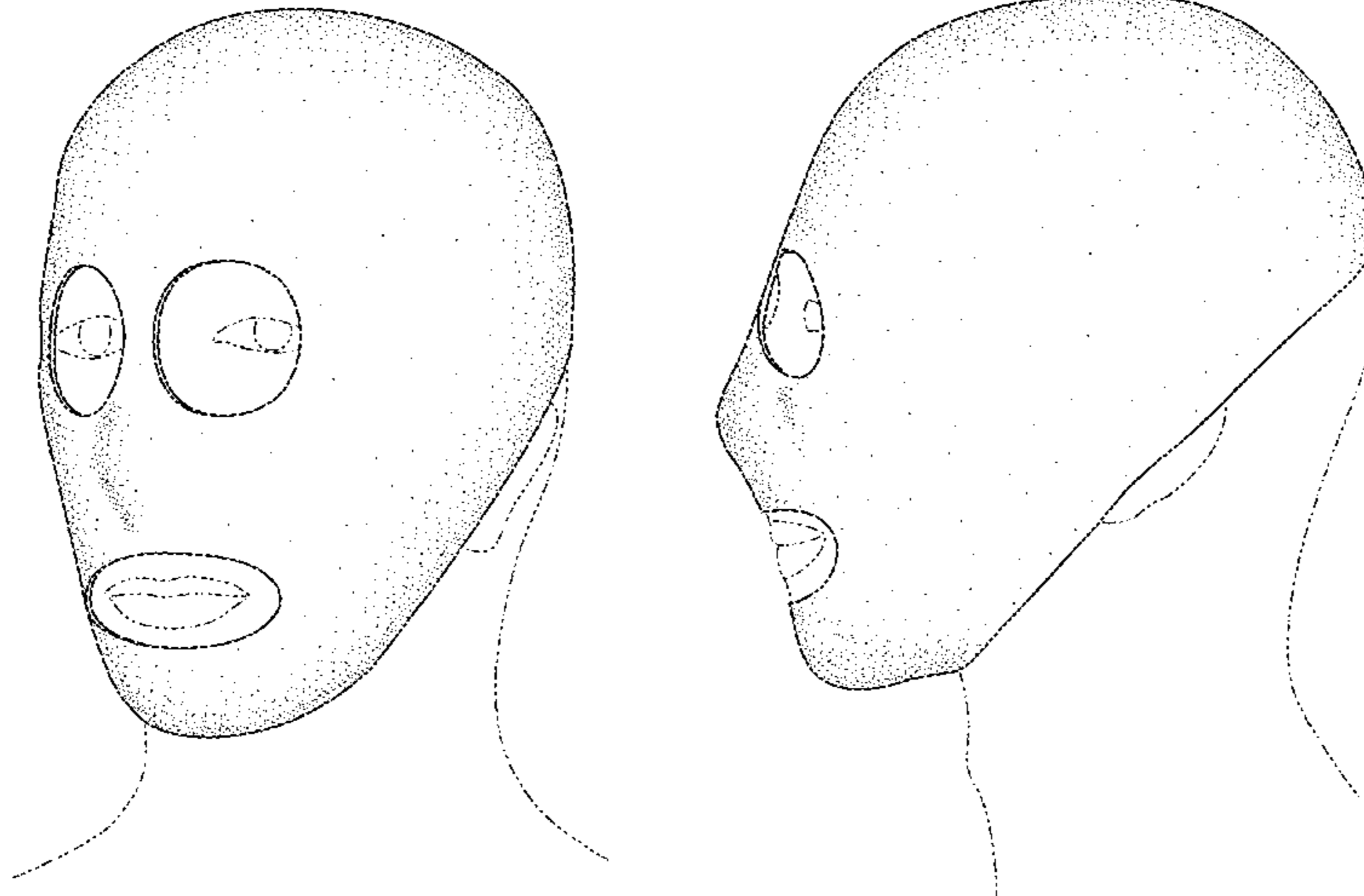
(57) **CLAIM**

The ornamental design for a face mask, as shown and described.

DESCRIPTION

FIG. 1 is a perspective view of a face mask showing my new design;
FIG. 2 is a right side view thereof;
FIG. 3 is a left side view thereof;
FIG. 4 is a front view thereof;
FIG. 5 is a back view thereof; and,
FIG. 6 is a top view thereof.
The broken lines in FIGS. 1-6 are for environmental purposes only and do not form any part of the claimed design.
All surfaces not shown form no part of the claimed design.

1 Claim, 3 Drawing Sheets



(56)

References Cited

U.S. PATENT DOCUMENTS

5,551,087 A 9/1996 Blutstein et al.
5,623,733 A 4/1997 Kurimoto et al.
5,713,077 A 2/1998 Humbrecht
5,809,572 A 9/1998 Sisolak
D423,726 S 4/2000 Backus
D570,541 S 6/2008 Ohnishi
D604,910 S 11/2009 Smaller
D638,164 S 5/2011 Tajima
D693,056 S 11/2013 Omoto
D693,057 S 11/2013 Omoto

D693,058 S 11/2013 Omoto
D702,401 S * 4/2014 Phillips D29/108
D722,207 S * 2/2015 Welborn D29/108
D726,970 S * 4/2015 Martin D29/108
D729,457 S * 5/2015 Kim D29/108
2001/0037518 A1 11/2001 Whitfield
2005/0155136 A1* 7/2005 Colletti et al. 2/206
2009/0178176 A1* 7/2009 Rowe et al. 2/172
2009/0193564 A1 8/2009 Niedrich et al.
2011/0119815 A1* 5/2011 Paulson et al. 2/424
2011/0185482 A1* 8/2011 Godfrey et al. 2/424
2013/0152930 A1* 6/2013 Votel et al. 128/204.17

* cited by examiner

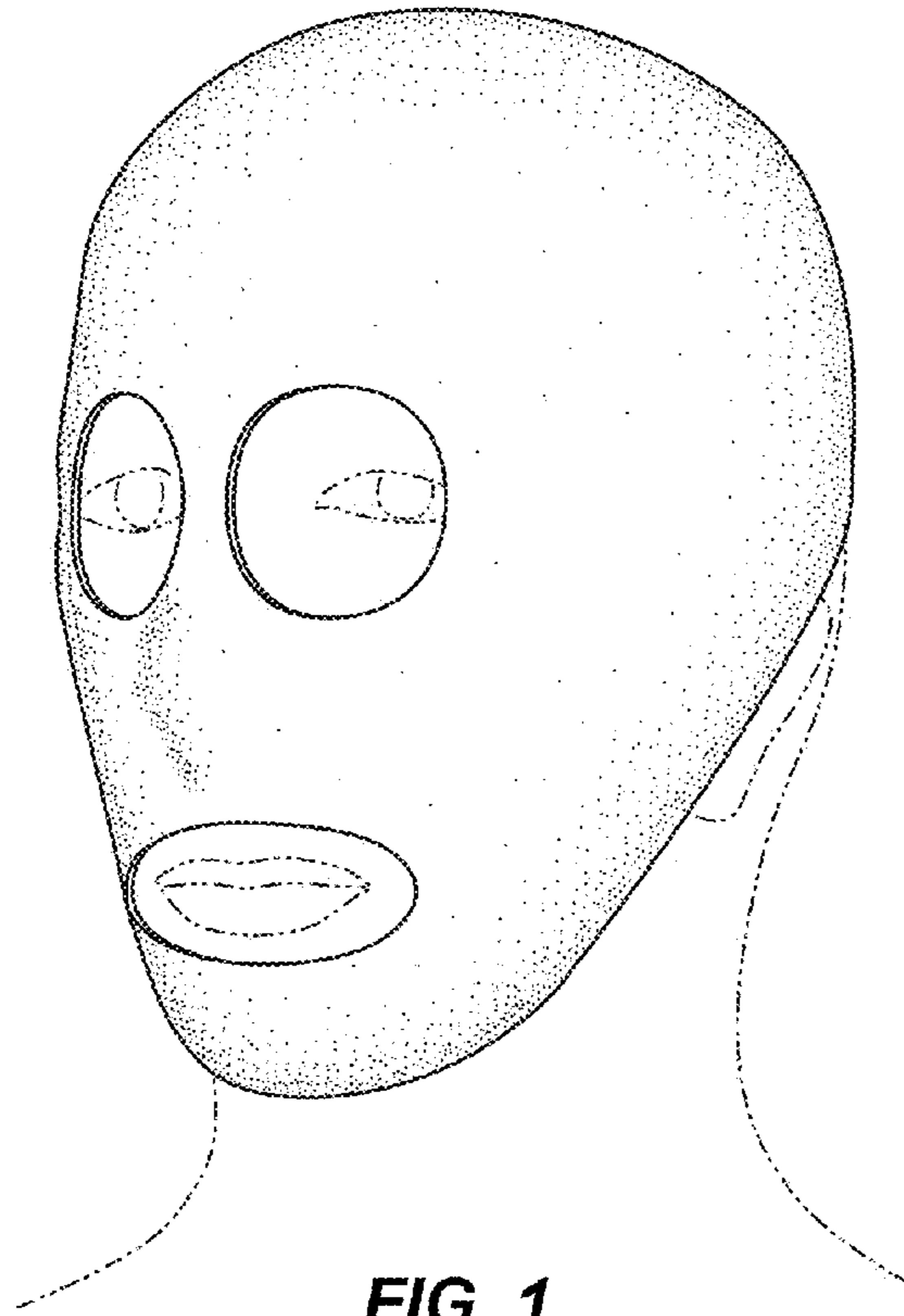


FIG. 1

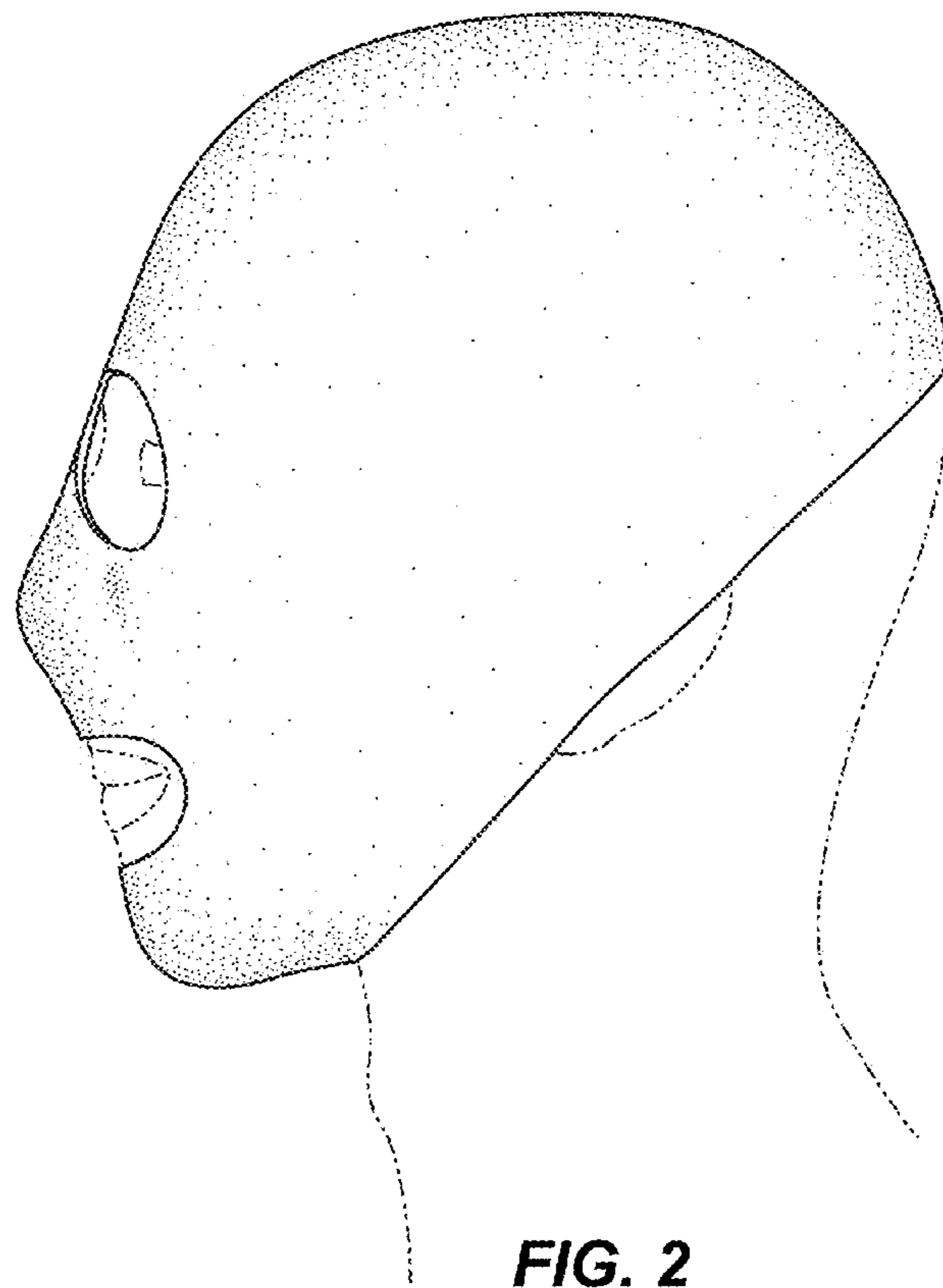


FIG. 2

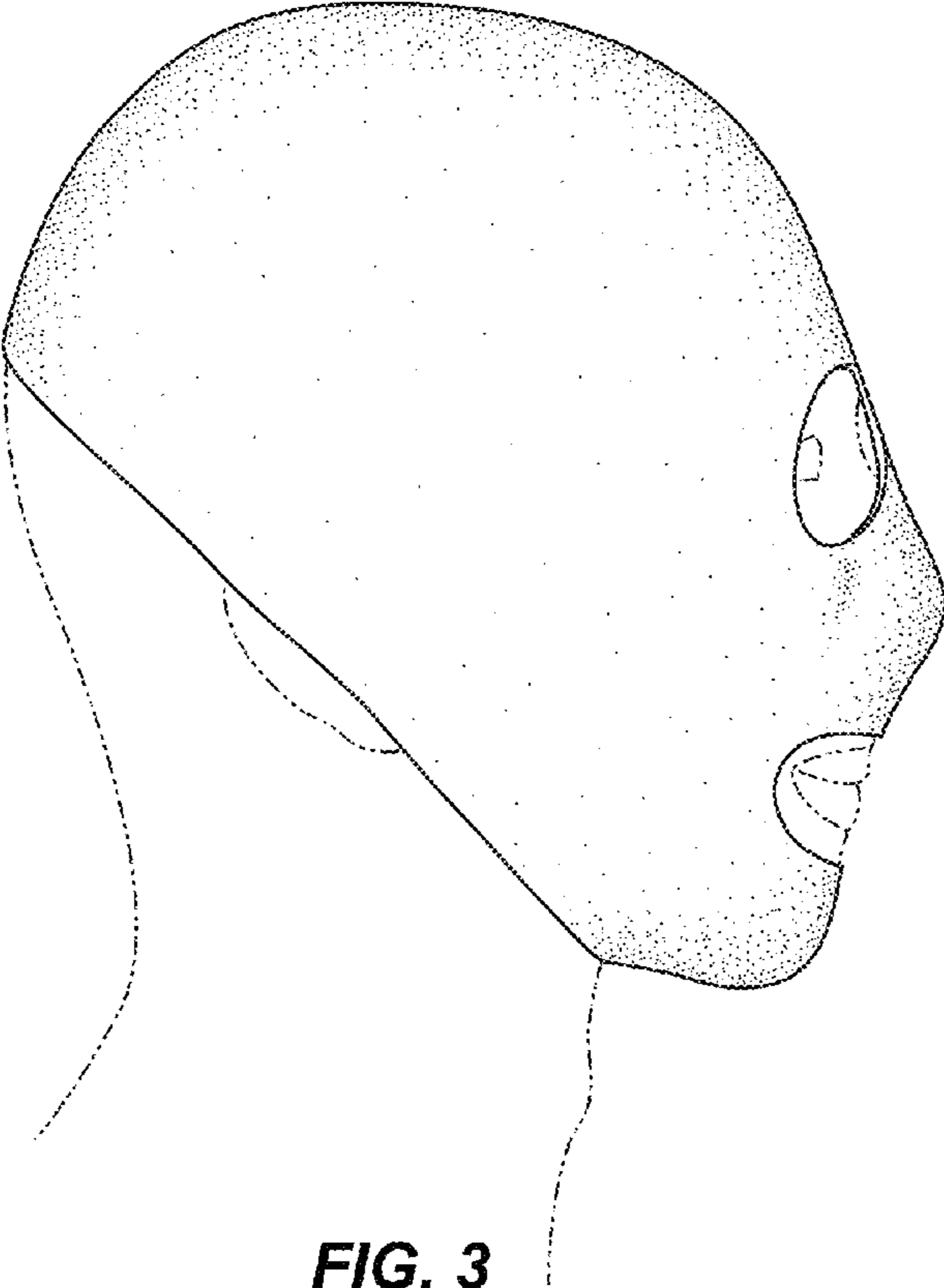


FIG. 3

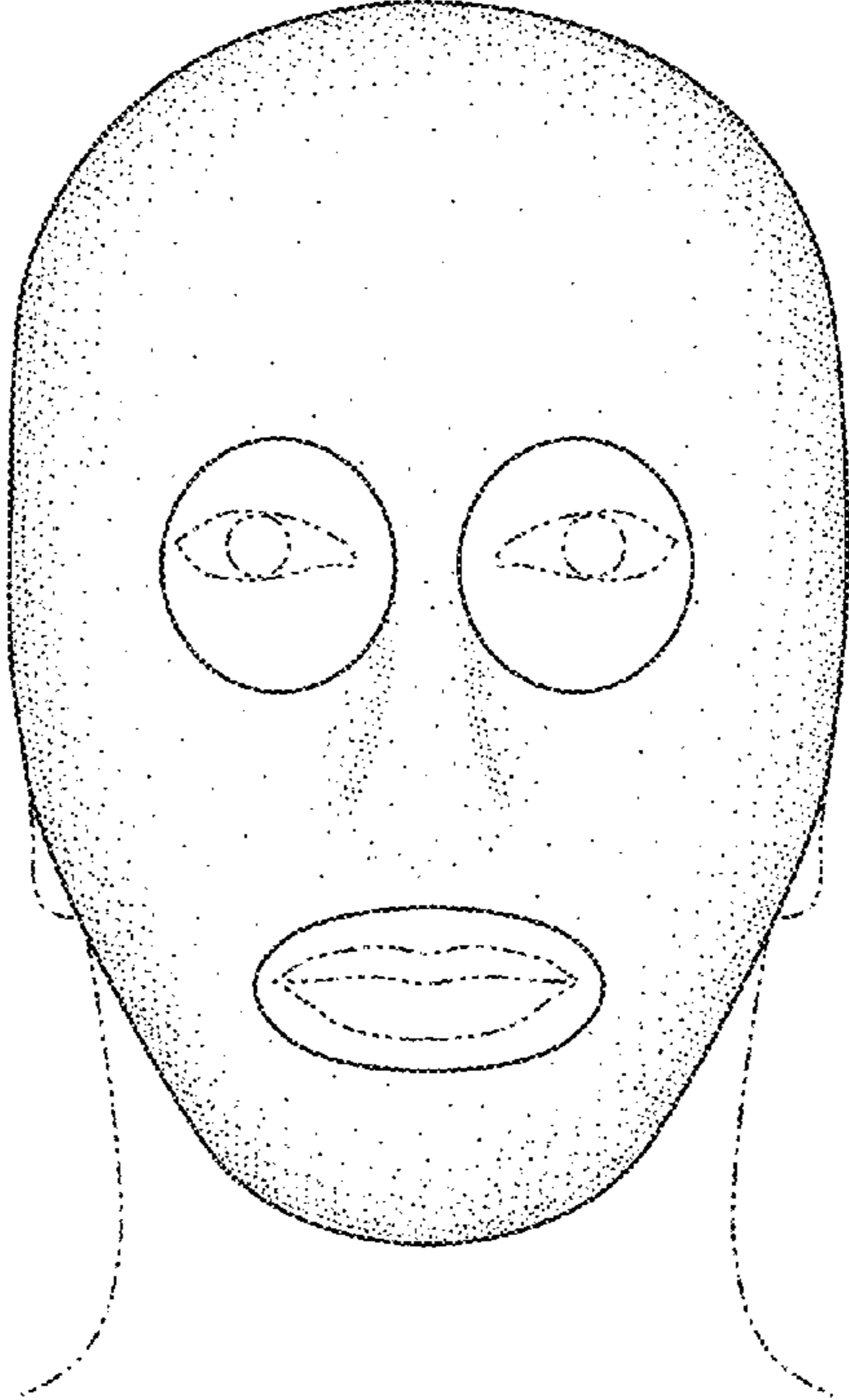


FIG. 4

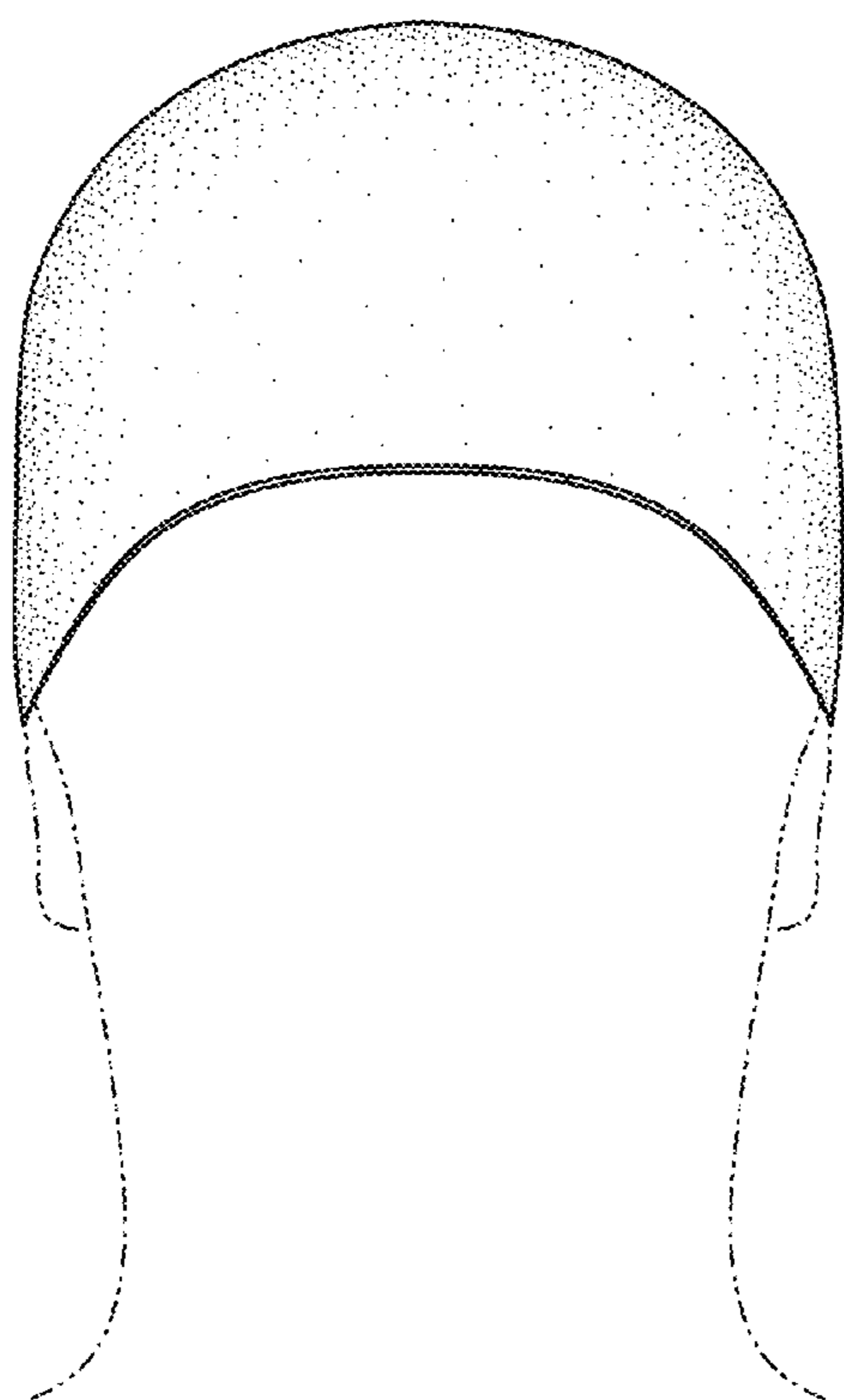


FIG. 5

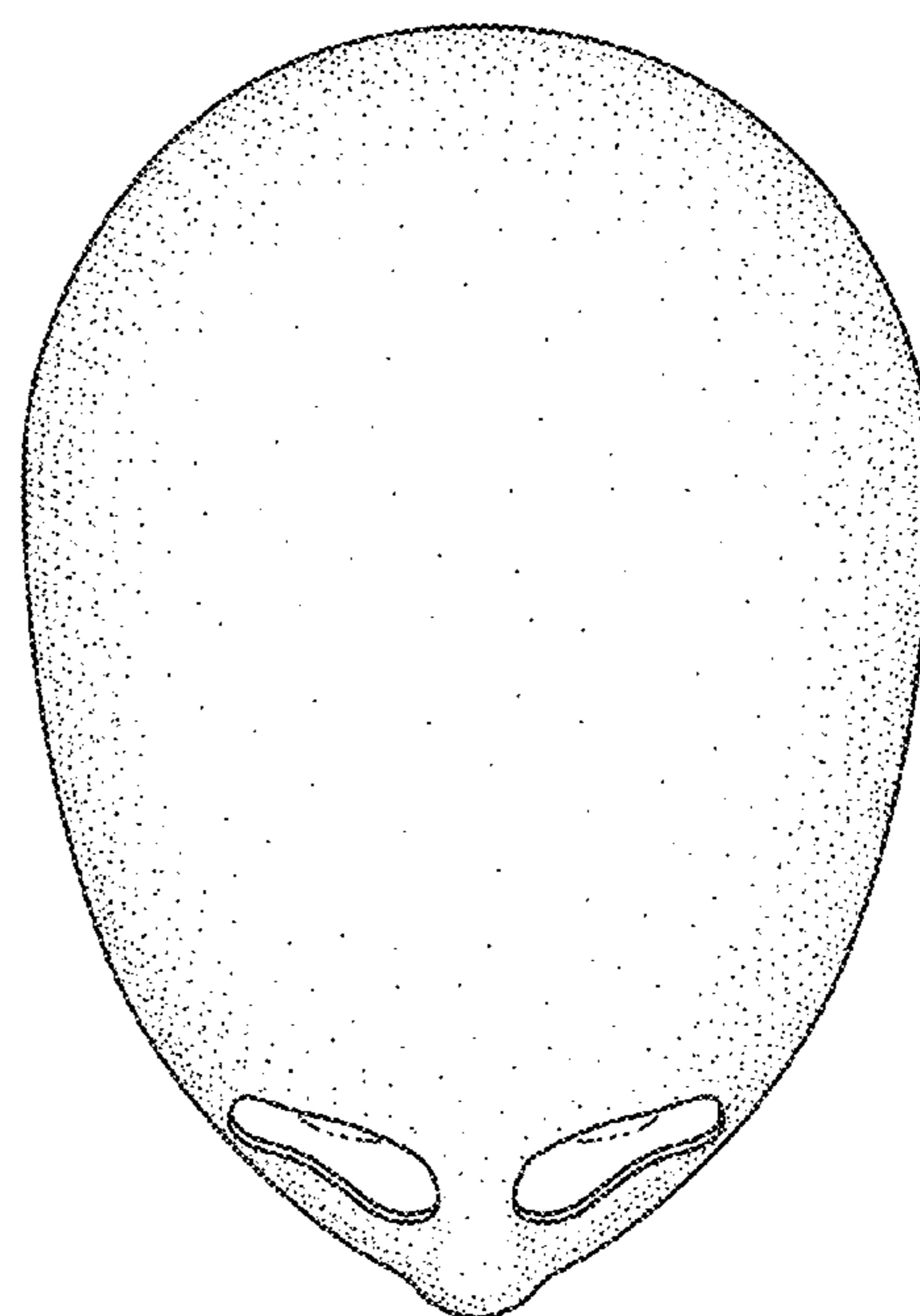


FIG. 6