



US00D743091S

(12) **United States Design Patent**
Degradis et al.


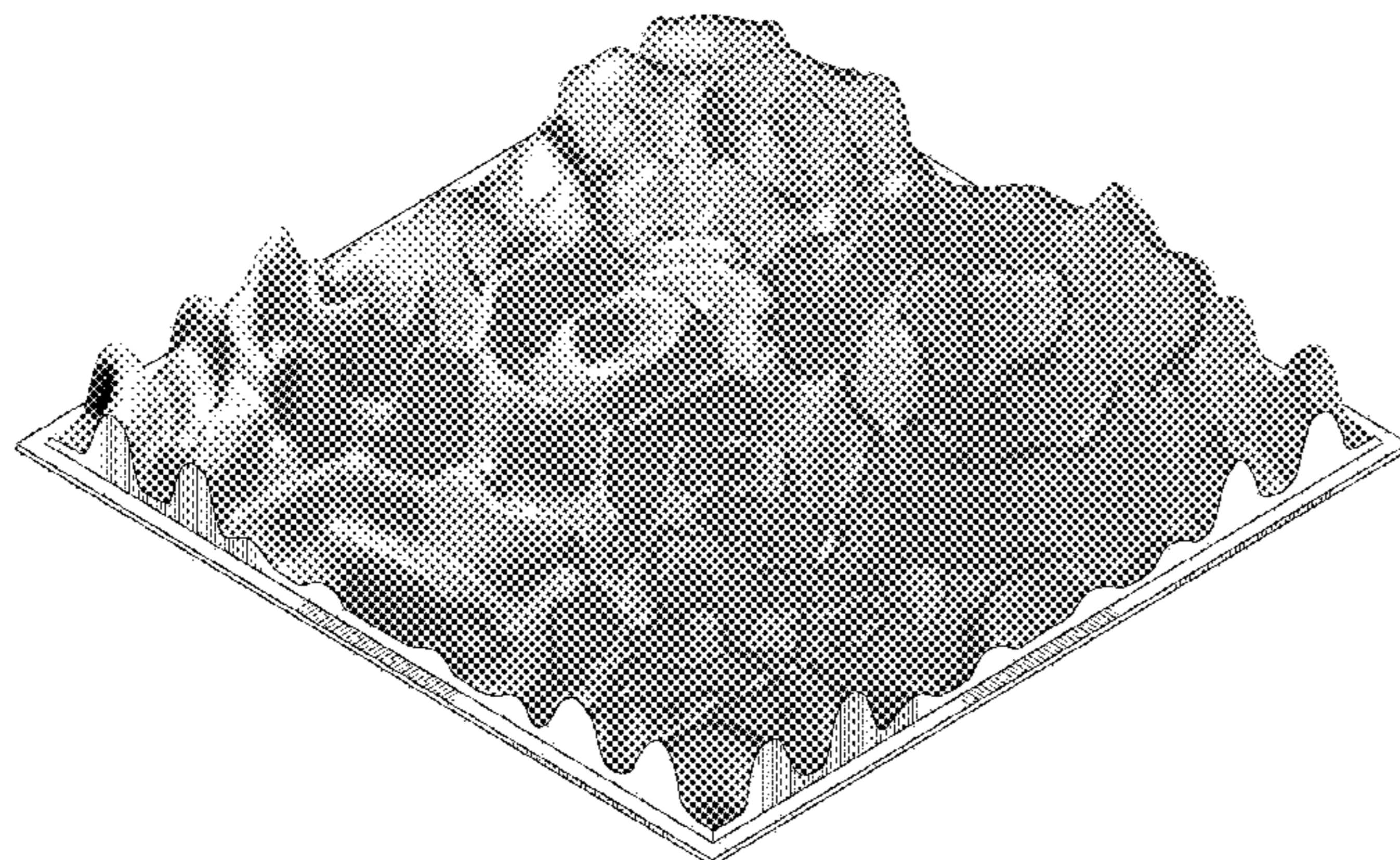
(10) **Patent No.:** **US D743,091 S**
(45) **Date of Patent:** **** Nov. 10, 2015**

- (54) **RIPPLE DIFFUSER**
- (71) Applicant: **ACOUSTICS FIRST CORPORATION**, Richmond, VA (US)
- (72) Inventors: **James J. Degradis**, Fredericksburg, VA (US); **Joseph E. Horner**, Richmond, VA (US); **C. Nicholas Colleran, Jr.**, Richmond, VA (US)
- (73) Assignee: **ACOUSTICS FIRST CORPORATION**, Richmond, VA (US)
- (**) Term: **14 Years**
- (21) Appl. No.: **29/462,948**
- (22) Filed: **Aug. 9, 2013**
- (51) **LOC (10) Cl.** **26-99**
- (52) **U.S. Cl.**
USPC **D26/122; D26/125**
- (58) **Field of Classification Search**
USPC D26/9, 10, 12, 13, 15, 16, 24, 51, 61, D26/72, 76, 80, 81, 85, 86, 88, 90, 118, 119, D26/120, 128, 129, 138, 143, 144, 113, 122, D26/125; D13/180; D10/18, 21, 24, 25, 27, D10/28, 46, 93, 104, 106, 113, 114, 116.1, D10/121; D17/99
CPC B60Q 1/04; B60Q 1/26; F21S 8/026; F21S 8/04; F21V 29/004; F21V 21/02; F21V 21/04; F21V 29/2212; F21Y 2101/02; B44F 9/00; B44F 5/00; B44F 1/00
See application file for complete search history.

D431,669	S	*	10/2000	Milicia	D26/128
D469,917	S	*	2/2003	Salley	D26/125
D474,303	S	*	5/2003	Huang	D26/123
D482,466	S	*	11/2003	Yuen	D26/26
D495,821	S	*	9/2004	Huang	D26/123
D523,166	S	*	6/2006	Gehry	D26/94
D530,441	S	*	10/2006	Cale et al.	D26/67
D537,976	S	*	3/2007	Thull	D26/128
D548,856	S	*	8/2007	Zocco	D25/103
D567,436	S	*	4/2008	Bentivoglio et al.	D26/154
7,364,341	B2	*	4/2008	Parker et al.	362/620
D568,529	S		5/2008	Colleran, Jr. et al.		
D578,677	S	*	10/2008	Huang	D26/28
D579,143	S	*	10/2008	De'Armond	D26/135
D580,585	S	*	11/2008	Otero	D26/88
D581,090	S		11/2008	Colleran, Jr. et al.		
D583,502	S	*	12/2008	Schuler	D26/121
D590,986	S	*	4/2009	Ranger et al.	D26/122
D591,447	S	*	4/2009	Huang	D26/142
D604,890	S	*	11/2009	Smith	D26/118
D610,298	S	*	2/2010	Ngai et al.	D26/88
D611,649	S	*	3/2010	Chen	D26/128
D615,696	S	*	5/2010	Hecht	D26/122
D616,141	S	*	5/2010	Tessnow et al.	D26/124
D618,849	S	*	6/2010	Allegretti	D26/131
D628,935	S	*	12/2010	Koehl et al.	D11/138
D643,149	S	*	8/2011	Sabernig	D26/120
D653,384	S	*	1/2012	Parker et al.	D26/118
D654,617	S	*	2/2012	Marquardt et al.	D26/120
D656,661	S	*	3/2012	Tsai	D26/118
D659,887	S	*	5/2012	Holder	D26/90
D659,897	S	*	5/2012	Nevins	D26/118
D660,511	S	*	5/2012	Fuchs	D26/154
8,197,103	B2	*	6/2012	Chang et al.	362/311.02
D666,767	S	*	9/2012	Huang	D26/142
D669,623	S	*	10/2012	Alverson et al.	D26/88
D671,675	S	*	11/2012	Komarov et al.	D26/120
D672,910	S	*	12/2012	Turner	D26/118
D674,931	S	*	1/2013	Tyler	D26/26
D679,444	S	*	4/2013	Vasylyev	D26/120
D679,850	S	*	4/2013	Smith et al.	D26/88
D679,852	S	*	4/2013	Smith	D26/88
D680,675	S	*	4/2013	Coury	D26/88
D681,252	S	*	4/2013	Graham	D26/73
D681,257	S	*	4/2013	Van Strander	D26/88
D682,464	S	*	5/2013	Gary et al.	D26/142
D683,493	S	*	5/2013	Villamizar et al.	D26/124
D684,305	S	*	6/2013	Lin et al.	D26/118
D685,947	S	*	7/2013	Pyle	D26/118
D690,458	S	*	9/2013	Baylar	D26/118
D690,459	S	*	9/2013	Asquith	D26/125
D693,957	S	*	11/2013	Laviani	D26/118
D698,071	S	*	1/2014	Messiaen	D26/74

(56) **References Cited**
U.S. PATENT DOCUMENTS

D263,426	S	*	3/1982	Sportelli	D26/120
D265,429	S	*	7/1982	Miles	D26/118
D283,055	S	*	3/1986	Meyer	D26/28
4,862,330	A	*	8/1989	Machida et al.	362/522
D310,129	S	*	8/1990	Archambault et al.	D26/125
D312,874	S	*	12/1990	Davison et al.	D24/146
D341,902	S	*	11/1993	Claytor	D26/122
D396,592	S	*	8/1998	Roth	D6/597



D701,344	S	*	3/2014	Kuo	D26/113
D701,638	S	*	3/2014	Inaba	D26/124
D702,873	S	*	4/2014	Yu	D26/123
D703,835	S	*	4/2014	Schober et al.	D25/105
D710,531	S	*	8/2014	MacVeigh	D26/118
D711,013	S	*	8/2014	Walsh	D25/60
D712,086	S	*	8/2014	Barbato et al.	D26/122
D713,286	S	*	9/2014	Malaspina	D11/157
D713,989	S	*	9/2014	Kim	D26/122
D716,995	S	*	11/2014	Zhu et al.	D26/122
D718,490	S	*	11/2014	Castillo	D26/120
D719,700	S	*	12/2014	Chou	D26/120
D723,211	S	*	2/2015	Hsu	D26/122
D728,848	S	*	5/2015	Reyes	D26/118
D729,435	S	*	5/2015	Arndt et al.	D26/118
D731,702	S	*	6/2015	Ye	D26/118
2009/0123672	A1	*	5/2009	Huang	428/29
2014/0339015	A1	*	11/2014	Algargoosh et al.	181/293

OTHER PUBLICATIONS

Ripples, image post date Jun. 13, 2012, site visited Jun. 17, 2015, (online), <http://shamanview.blogspot.com/2012_06_01_archive.html>.*

Moire Translucent White—Optical Plastic Film, image post date Mar. 23, 2008, site visited Jun. 17, 2015, (online), <http://web.archive.org/web/20100315232503/http://www.eplastics.com/Plastic/Rowlux_Illusion_Film/ROW-PC-13-601>.*

Sea Glass Clear Optical Plastic Film, image post date Mar. 14, 2010, site visited Jun. 17, 2015, (online), <http://web.archive.org/web/20100314060944/http://www.eplastics.com/Plastic/Rowlux_Illusion_Film/ROW-PC-10-001>.*

* cited by examiner

Primary Examiner — Kevin Rudzinski

Assistant Examiner — Sean D Lough

(74) *Attorney, Agent, or Firm* — Oblon, McClelland, Maier & Neustadt, L.L.P.

(57) **CLAIM**

The ornamental design for the ripple diffuser, as shown and described.

DESCRIPTION

FIG. 1 is a top and left front perspective view of a first embodiment of a ripple diffuser;

FIG. 2 is a top and right front perspective view of the first embodiment;

FIG. 3 is a top and right rear perspective view of the first embodiment;

FIG. 4 is a top and left rear perspective view of the first embodiment;

FIG. 5 is a top plan view of the first embodiment;

FIG. 6 is a front side elevation view of the first embodiment;

FIG. 7 is a right side elevation view of the first embodiment;

FIG. 8 is a rear side elevation view of the first embodiment;

FIG. 9 is a left side elevation view of the first embodiment;

FIG. 10 is a bottom plan view of the first embodiment;

FIG. 11 is a bottom and left front perspective view of the first embodiment;

FIG. 12 is a bottom and right front perspective view of the first embodiment;

FIG. 13 is a bottom and right rear perspective view of the first embodiment;

FIG. 14 is a bottom and left rear perspective view of the first embodiment;

FIG. 15 is a top and left front perspective view of a second embodiment of the ripple diffuser;

FIG. 16 is a top and right front perspective view of the second embodiment;

FIG. 17 is a top and right rear perspective view of the second embodiment;

FIG. 18 is a top and left rear perspective view of the second embodiment;

FIG. 19 is a top plan view of the second embodiment;

FIG. 20 is a front side elevation view of the second embodiment;

FIG. 21 is a right side elevation view of the second embodiment;

FIG. 22 is a rear side elevation view of the second embodiment;

FIG. 23 is a left side elevation view of the second embodiment;

FIG. 24 is a bottom plan view of the second embodiment;

FIG. 25 is a bottom and left front perspective view of the second embodiment;

FIG. 26 is a bottom and right front perspective view of the second embodiment;

FIG. 27 is a bottom and right rear perspective view of the second embodiment; and,

FIG. 28 is a bottom and left rear perspective view of the second embodiment.

The broken lines of Embodiment 2 (FIGS. 15-28) of the drawing disclosure illustrate environmental structure and boundaries that form no part of the claimed design.

1 Claim, 24 Drawing Sheets




Fig. 1




Fig. 2

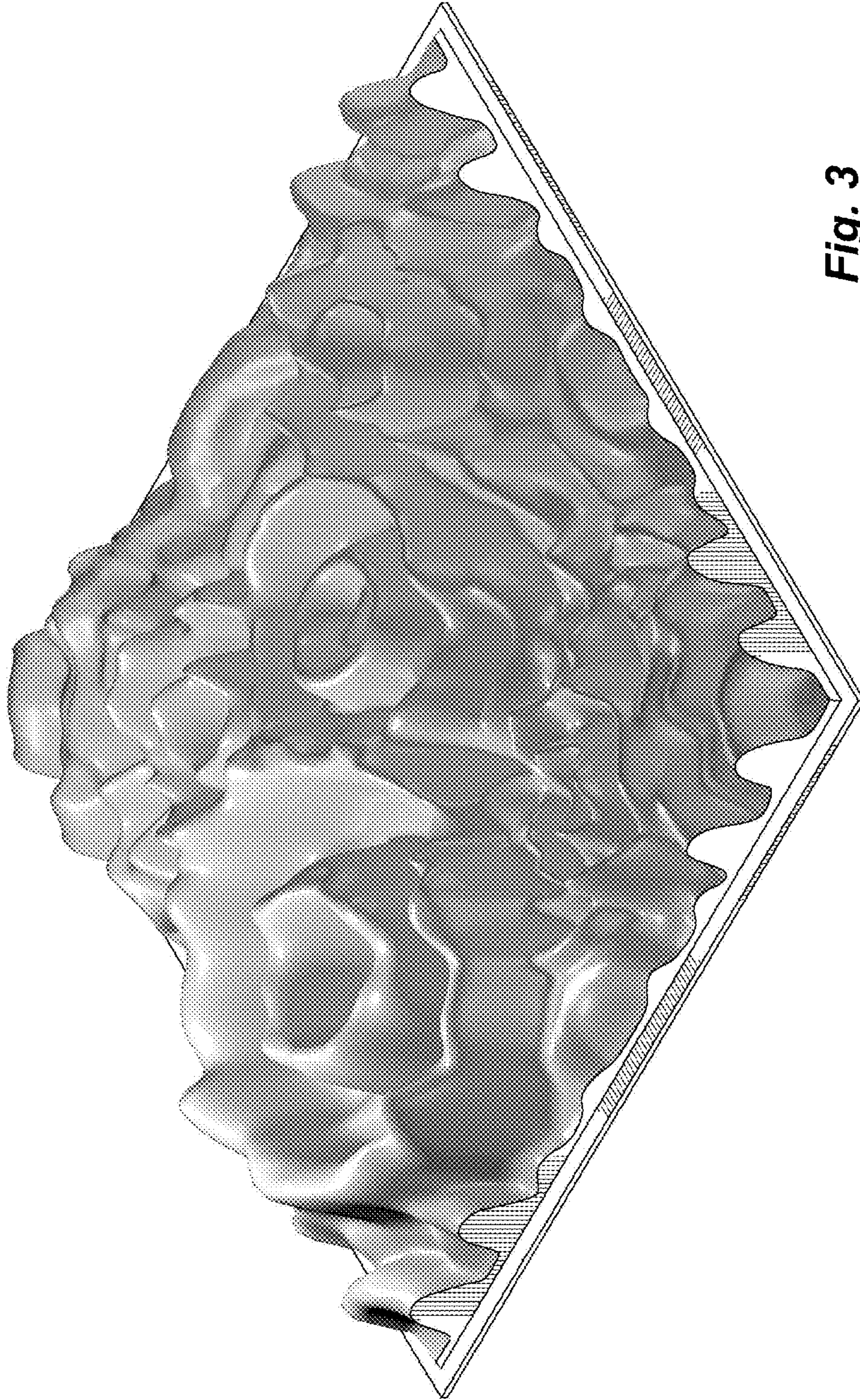


Fig. 3




Fig. 4




Fig. 5

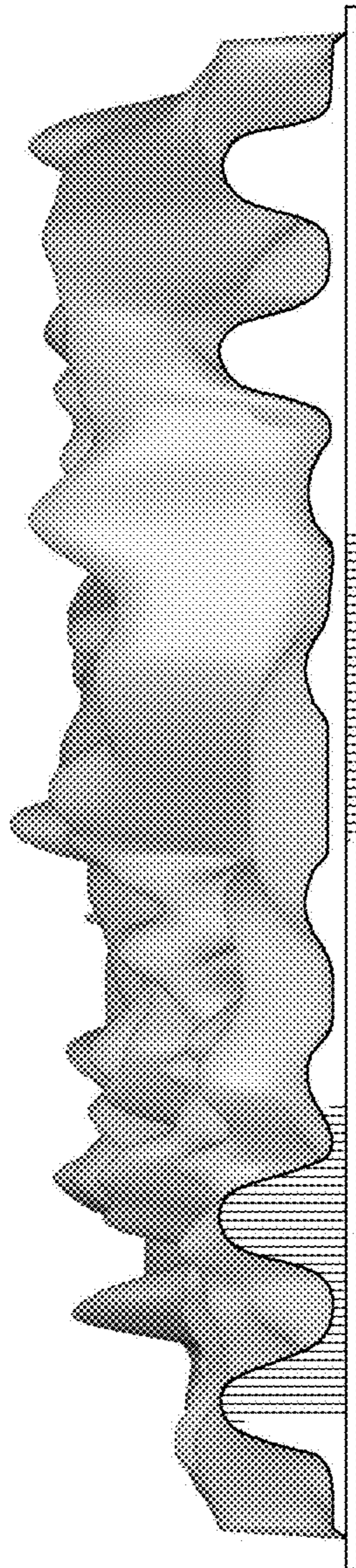


Fig. 6




Fig. 7

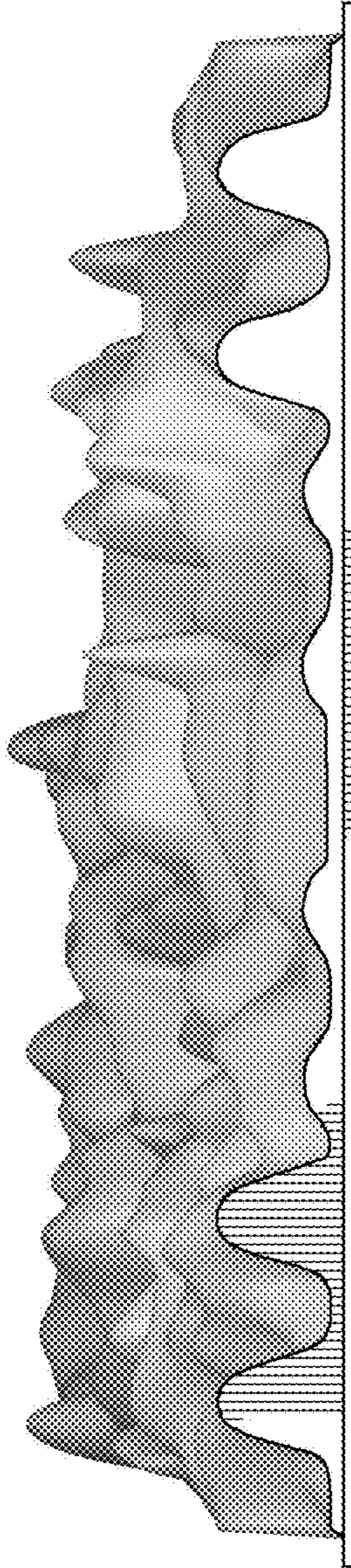


Fig. 8

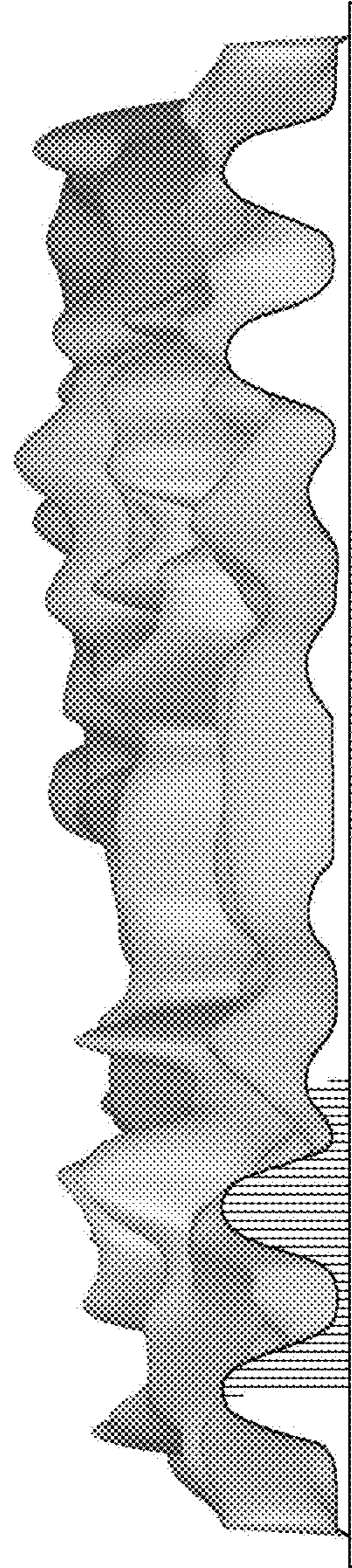


Fig. 9




Fig. 10




Fig. 11




Fig. 12




Fig. 13




Fig. 14




Fig. 15




Fig. 16

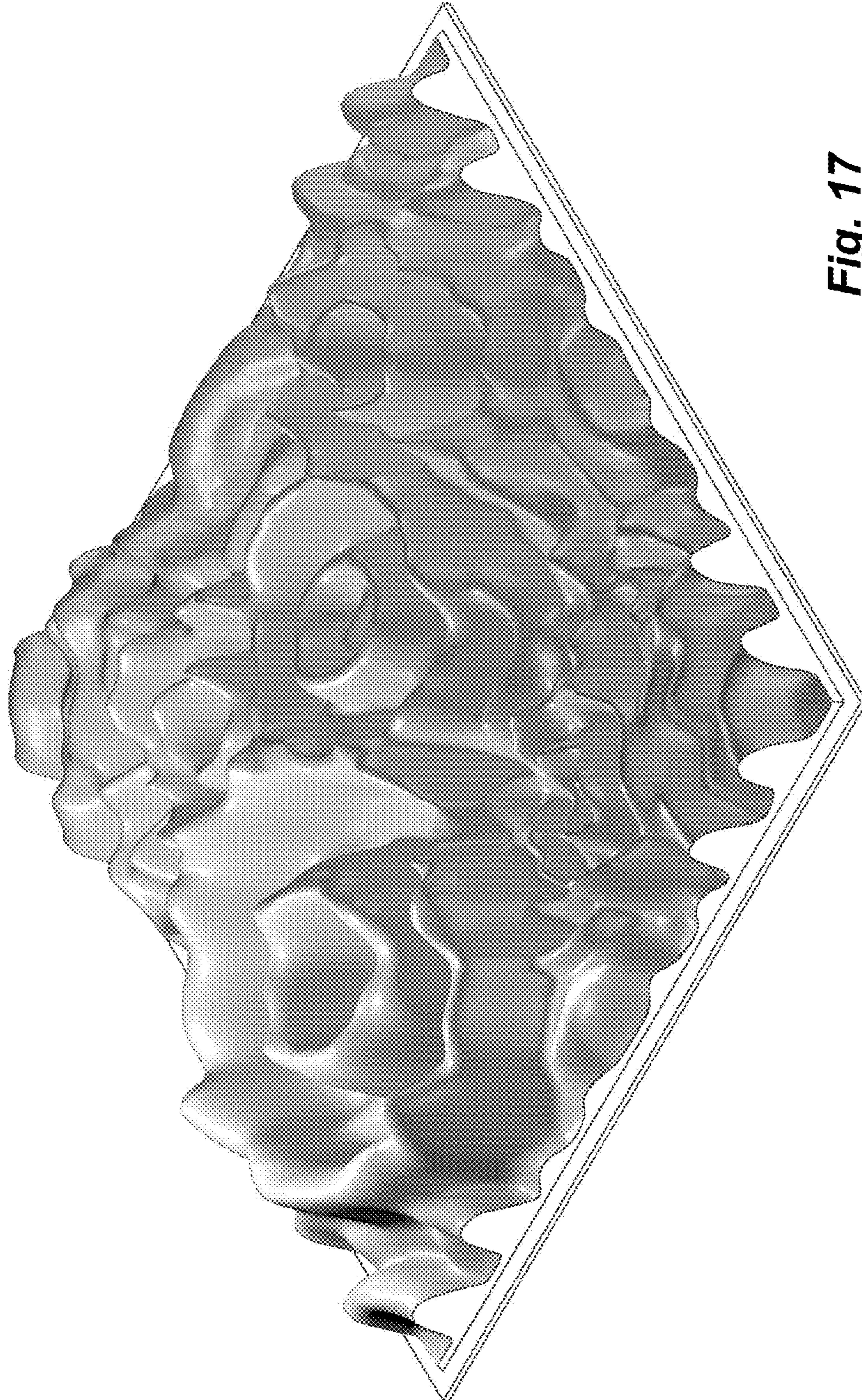


Fig. 17




Fig. 18




Fig. 19

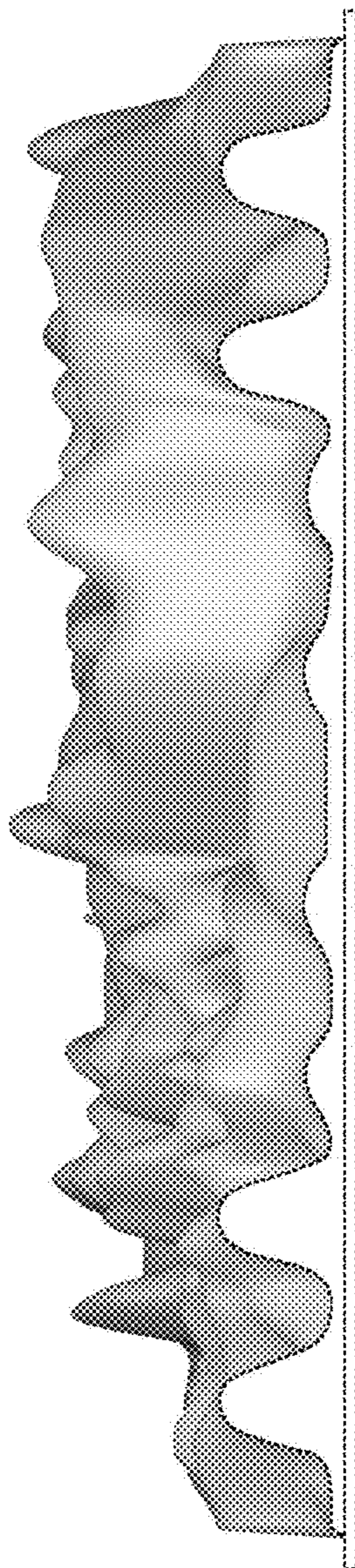


Fig. 20

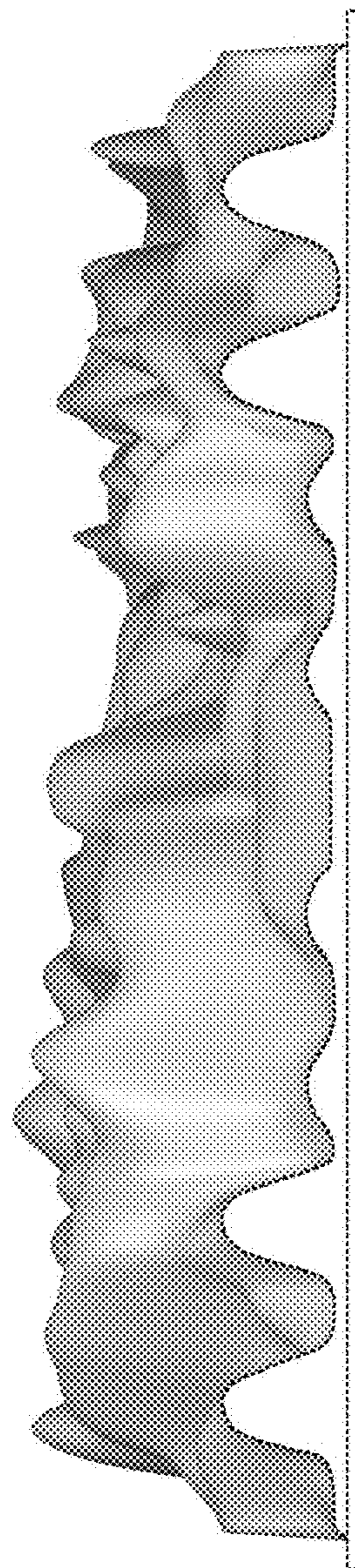


Fig. 21

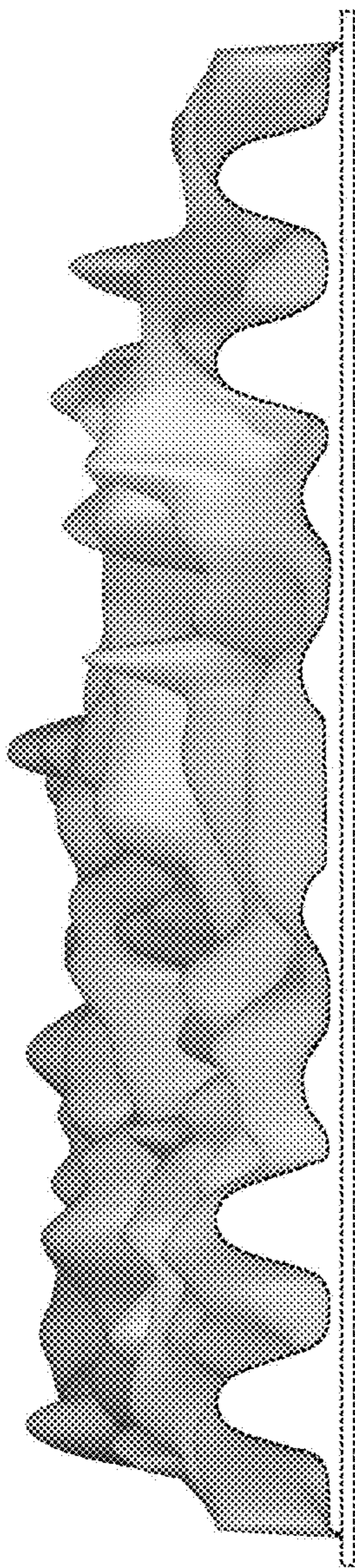


Fig. 22

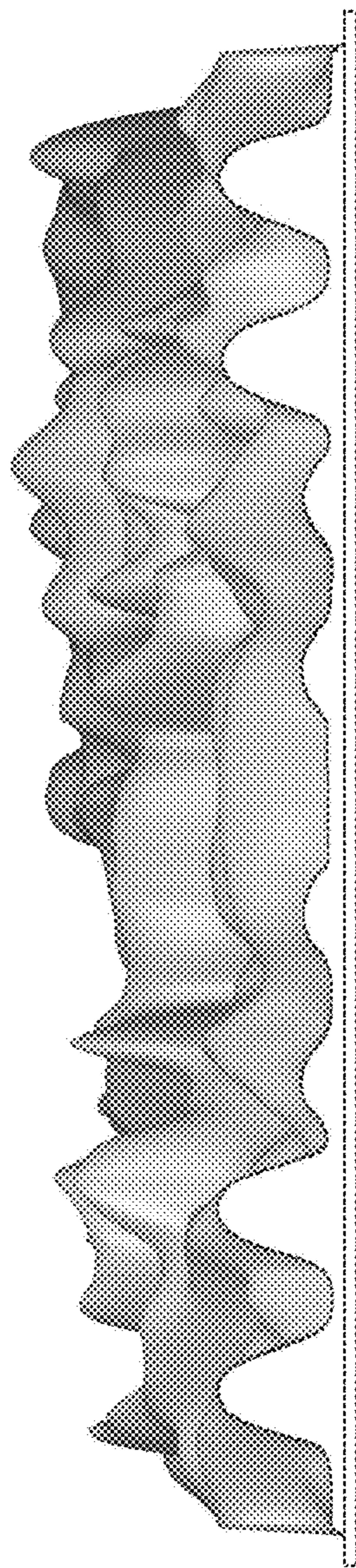


Fig. 23




Fig. 24




Fig. 25




Fig. 26




Fig. 27




Fig. 28

UNITED STATES PATENT AND TRADEMARK OFFICE
CERTIFICATE OF CORRECTION

PATENT NO. : D743,091 S
APPLICATION NO. : 29/462948
DATED : November 10, 2015
INVENTOR(S) : James J. DeGrandis et al.

Page 1 of 1

It is certified that error appears in the above-identified patent and that said Letters Patent is hereby corrected as shown below:

On the title page, Item (12) and Item (72), Inventor's information should read:

-- (12) **United States Design Patent**
DeGrandis et al. --

-- (72) Inventors: **James J. DeGrandis**, Fredericksburg, VA
(US); **Joseph E. Horner**, Richmond, VA
(US); **C. Nicholas Colleran, Jr.**,
Richmond, VA (US) --

Signed and Sealed this
Fifteenth Day of March, 2016



Michelle K. Lee
Director of the United States Patent and Trademark Office