



US00D743066S

(12) **United States Design Patent**  
**Hanson et al.**

(10) **Patent No.:** **US D743,066 S**  
(45) **Date of Patent:** **\*\* Nov. 10, 2015**

(54) **HEADLAMP**

(71) Applicant: **Caterpillar Inc.**, Peoria, IL (US)

(72) Inventors: **Eric Hanson**, Valparaiso, IN (US);  
**Christian Hardin**, Waterford, MI (US);  
**Peter Vurpillat**, Chicago, IL (US)

(73) Assignee: **Caterpillar Inc.**, Peoria, IL (US)

(\*\*) Term: **14 Years**

(21) Appl. No.: **29/486,949**

(22) Filed: **Apr. 4, 2014**

(51) **LOC (10) Cl.** ..... **26-06**

(52) **U.S. Cl.**

USPC ..... **D26/28**

(58) **Field of Classification Search**

USPC ..... D26/28-36, 113, 118, 121, 138-140;  
362/362, 364-366, 368-373, 459-463,  
362/473-478, 485-487, 538, 539,  
362/546-549; D12/93, 96  
CPC ..... B62J 6/02; B62J 6/04; B60Q 1/0047;  
B60Q 1/18; B60Q 1/2696; B60Q 1/46;  
F21S 48/1233; F21S 48/10; F21S 48/335;  
F21S 48/00; F21S 48/1258

See application file for complete search history.

(56) **References Cited**

U.S. PATENT DOCUMENTS

D286,031	S	10/1986	Breitschwerdt et al.	
4,813,736	A	3/1989	Schubert et al.	
5,984,037	A	11/1999	Duhem	
D467,202	S	12/2002	Mondragon Sarmiento et al.	
6,666,291	B2	12/2003	Hyslop et al.	
D499,202	S *	11/2004	Tsai	D26/139
D513,644	S *	1/2006	Ruzicka et al.	D26/139
D519,226	S *	4/2006	Taguchi et al.	D26/28
D534,284	S *	12/2006	Lin	D26/28
D544,641	S *	6/2007	Elwell et al.	D26/139
D565,758	S *	4/2008	Conway et al.	D26/28
D566,867	S *	4/2008	Yang	D26/28

D582,587	S *	12/2008	Yang	D26/28
D608,498	S *	1/2010	Beigel et al.	D26/139
D618,836	S *	6/2010	Shim et al.	D26/28
D619,049	S	7/2010	Beigel et al.	
D620,626	S *	7/2010	Shim et al.	D26/28
D623,091	S	9/2010	Beigel et al.	
D623,092	S	9/2010	Beigel et al.	
D632,224	S	2/2011	Peltola et al.	
D634,457	S *	3/2011	Yang	D26/28
D635,694	S *	4/2011	Yang et al.	D26/28
D653,994	S	2/2012	Fukushima et al.	

(Continued)

OTHER PUBLICATIONS

U.S. Appl. No. 61/975,114; Tilting Hood Assembly Having Fender-Mounted Handle; Eric Hanson et al.; filed Apr. 4, 2014.

(Continued)

*Primary Examiner* — Cynthia Ramirez

*Assistant Examiner* — Llorellys Martinez-Rivera

(74) *Attorney, Agent, or Firm* — Finnegan, Henderson, Farabow, Garrett & Dunner, LLP

(57)

**CLAIM**

The ornamental design for a headlamp, as shown and described.

**DESCRIPTION**

FIG. 1 is a front left perspective view of a headlamp showing our new design;

FIG. 2 is a front elevation view thereof;

FIG. 3 is a rear elevation view thereof;

FIG. 4 is a left side elevation view thereof;

FIG. 5 is a right side elevation view thereof;

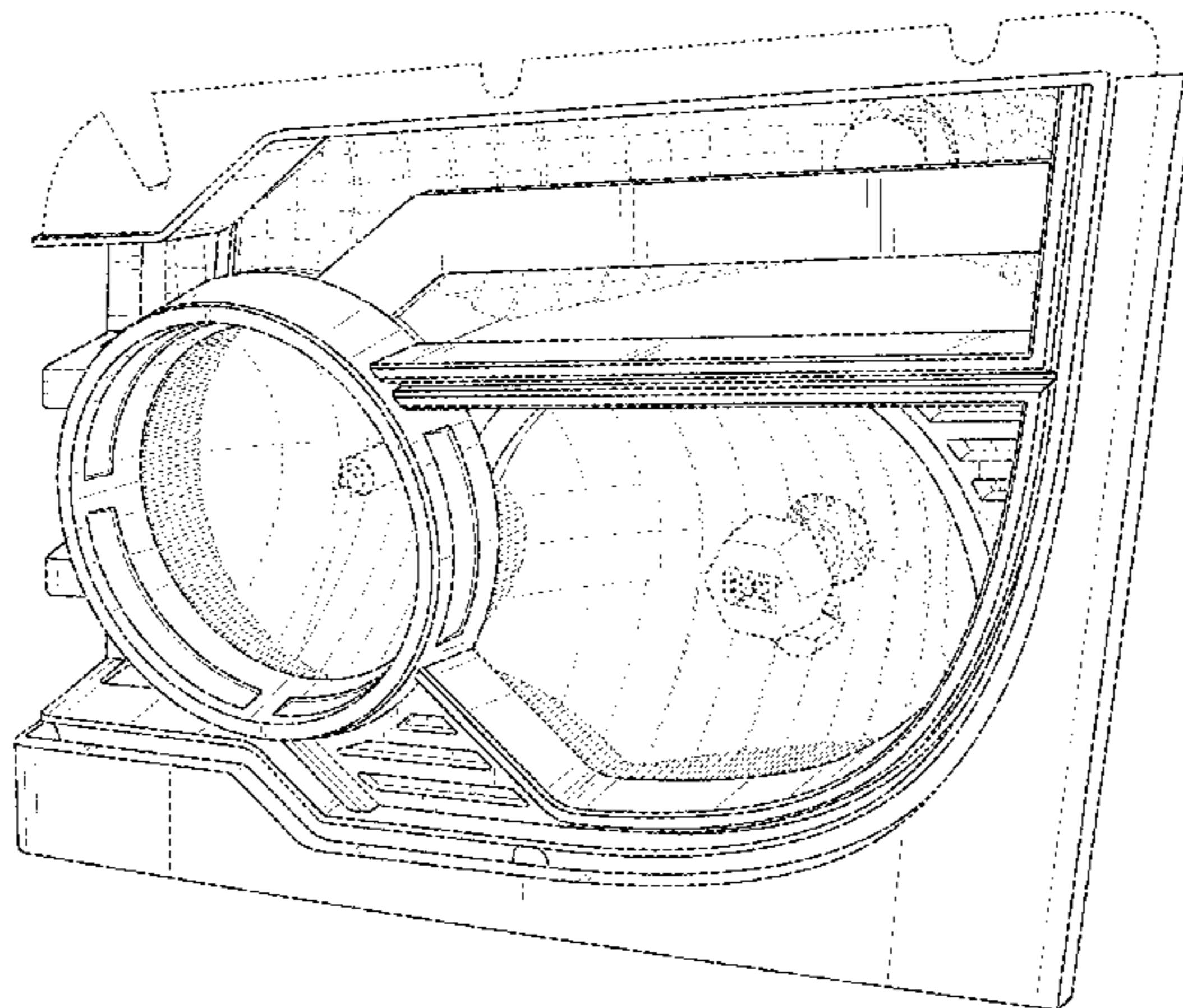
FIG. 6 is a top plan view thereof; and,

FIG. 7 is a bottom view thereof.

The claimed design comprises the mirror images of FIGS. 1 through 7 which are not shown.

The broken lines illustrate portions of the headlamp which form no part of the claimed design.

**1 Claim, 7 Drawing Sheets**



(56)

**References Cited**

U.S. PATENT DOCUMENTS

D660,507 S \* 5/2012 Davidson et al. .... D26/139  
D661,013 S \* 5/2012 Davidson et al. .... D26/139  
D666,528 S \* 9/2012 Lai ..... D12/96  
D675,757 S \* 2/2013 Hanson et al. .... D26/28  
8,408,608 B2 4/2013 Wilkens et al.  
D685,294 S 7/2013 Hanson et al.

D694,920 S \* 12/2013 Jurgens et al. .... D26/28  
D695,934 S \* 12/2013 Lai ..... D26/28  
D709,644 S \* 7/2014 Hovind et al. .... D26/139

OTHER PUBLICATIONS

U.S. Appl. No. 14/274,196; Tilting Hood Assembly Having Fender-Mounted Handle; Eric Hanson et al; filed May 9, 2014.

\* cited by examiner

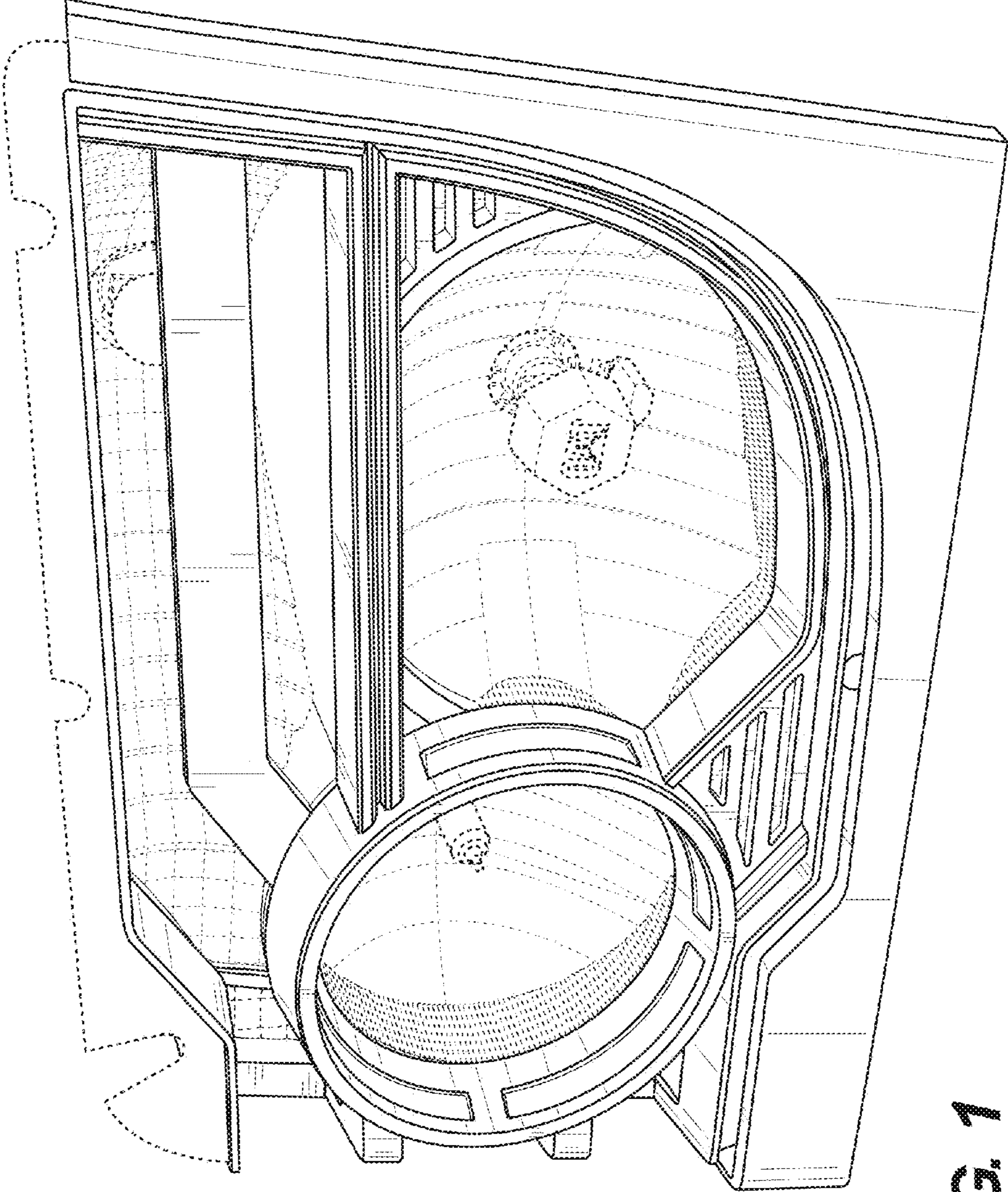


FIG. 1

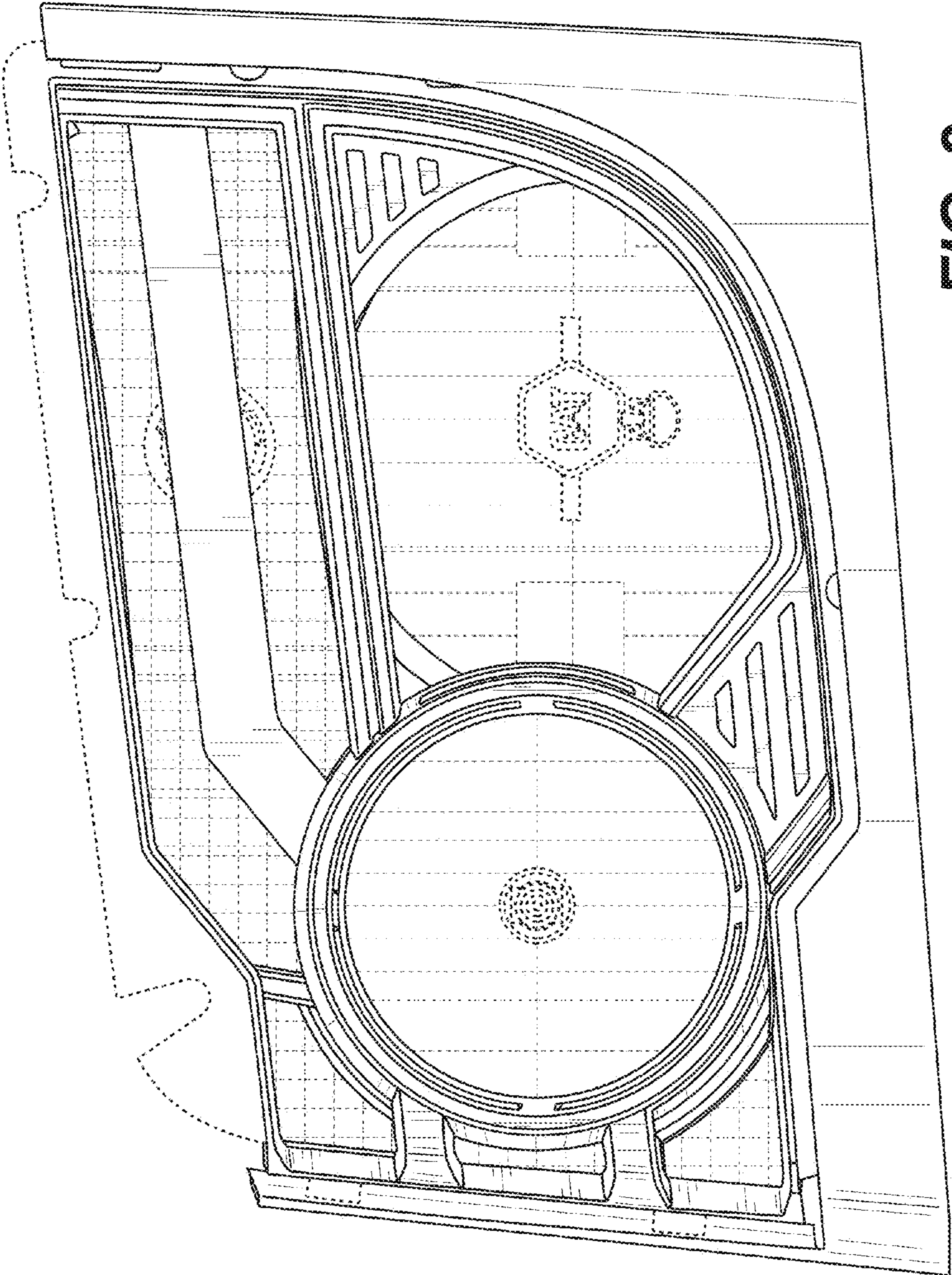
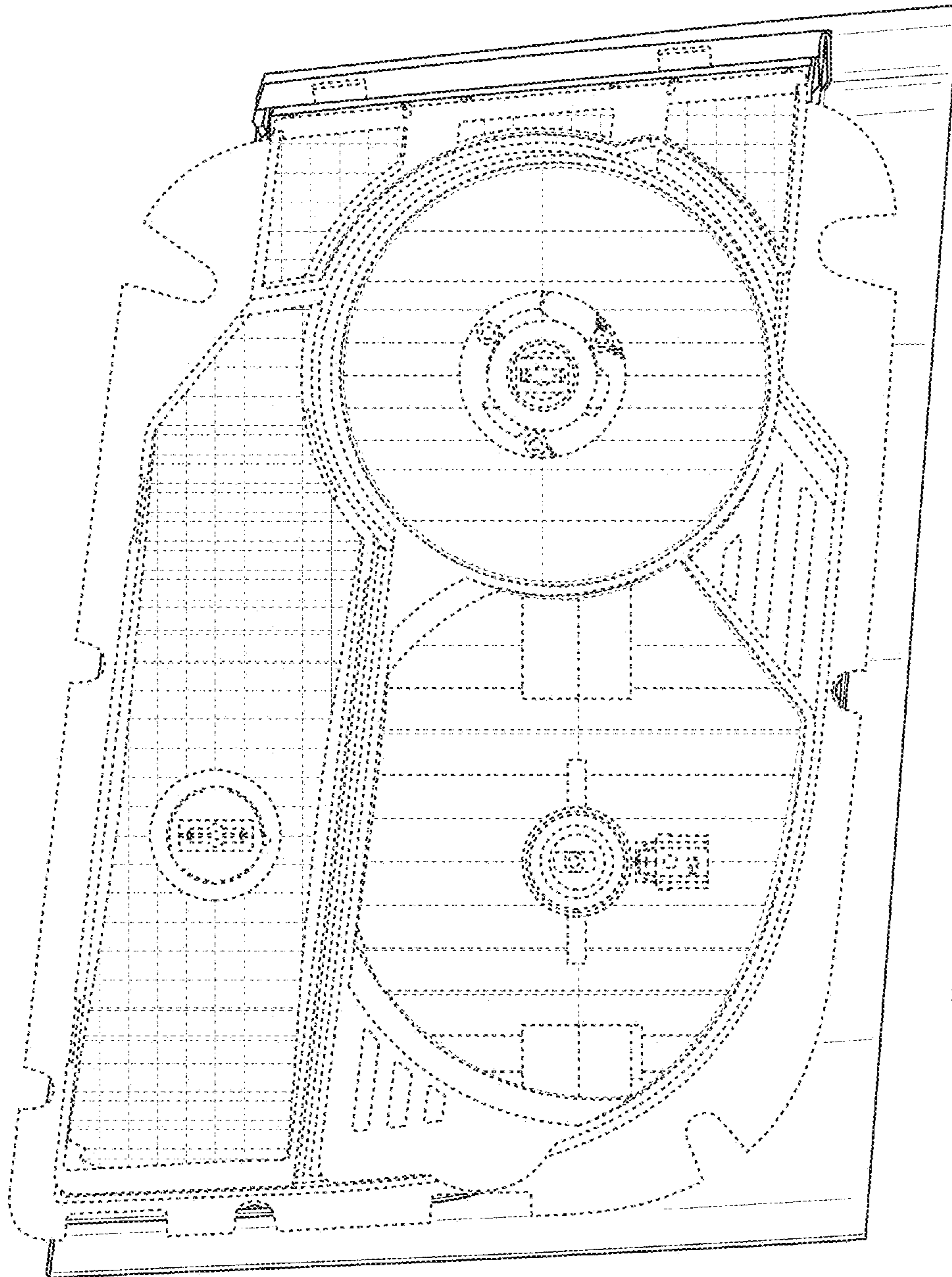


FIG. 2



**FIG. 3**

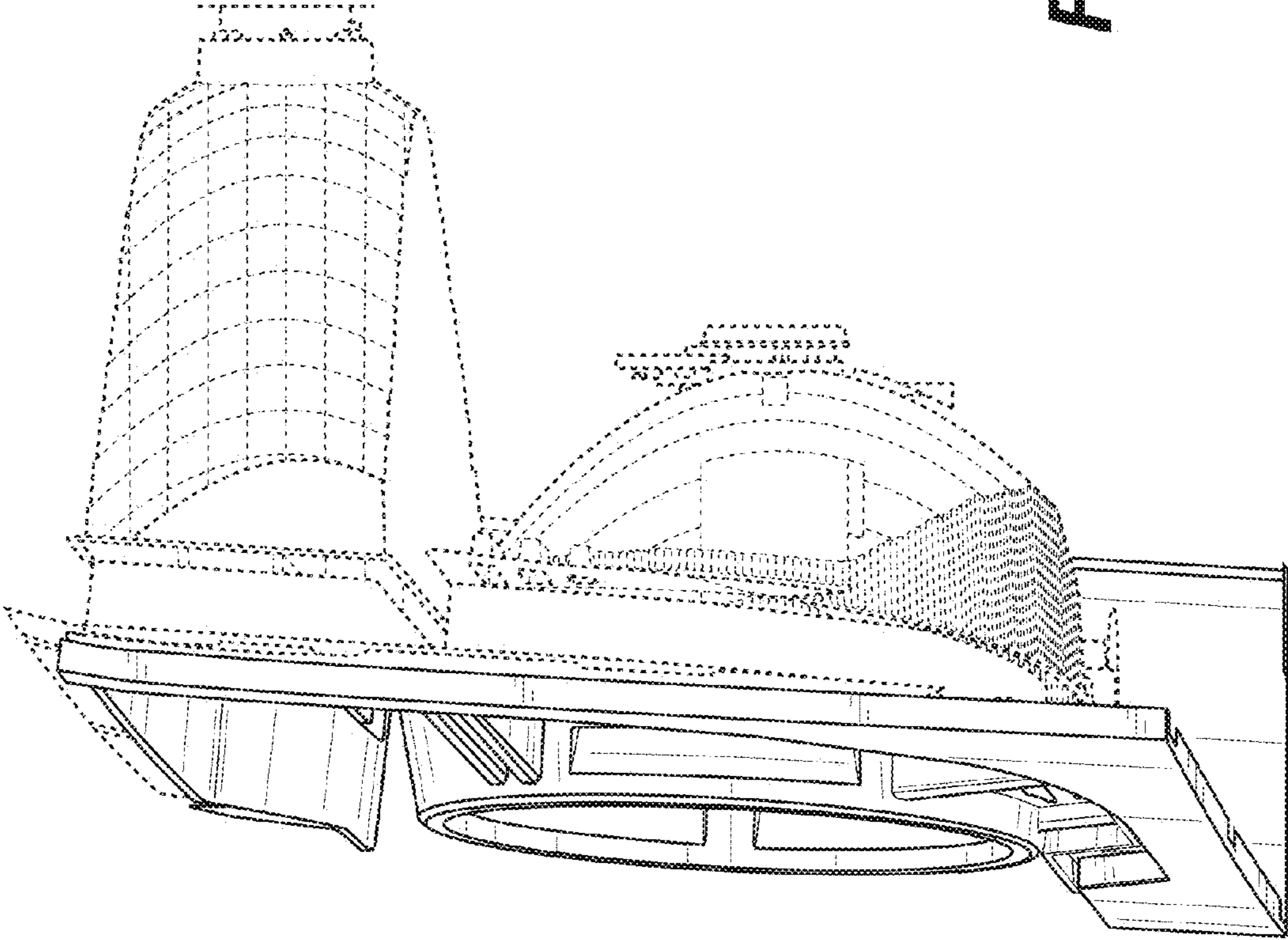


FIG. 4

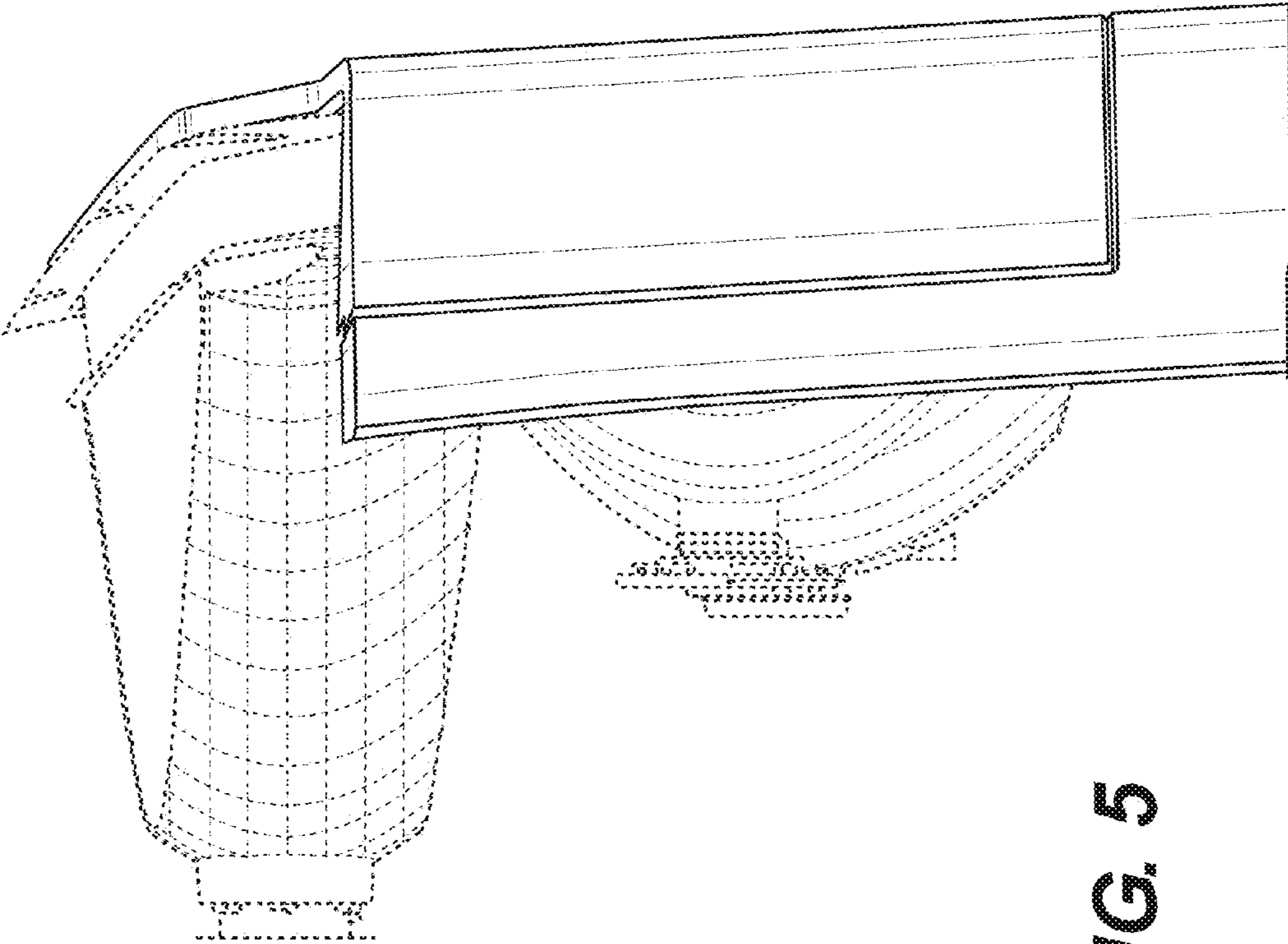


FIG. 5

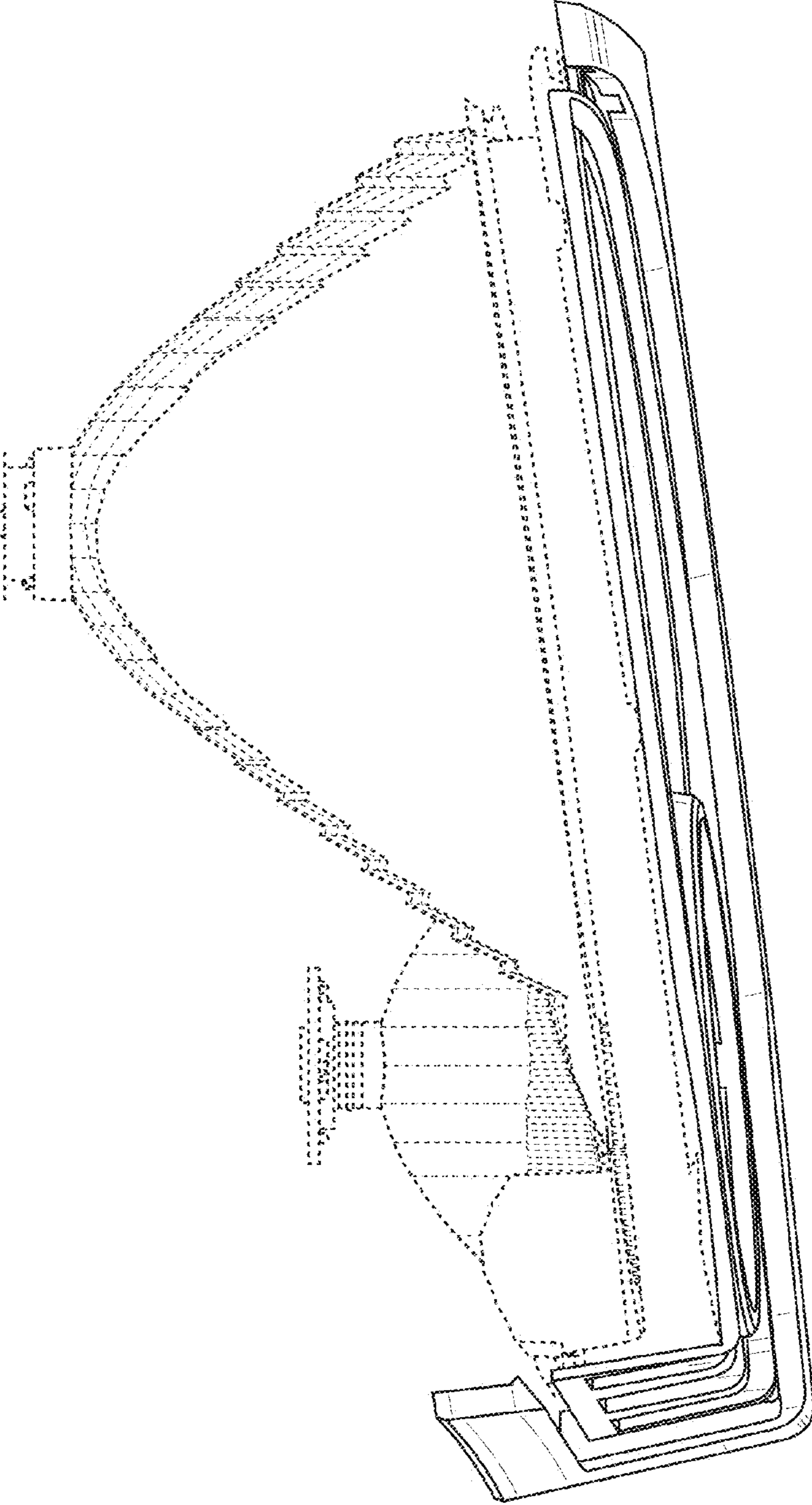


FIG. 6



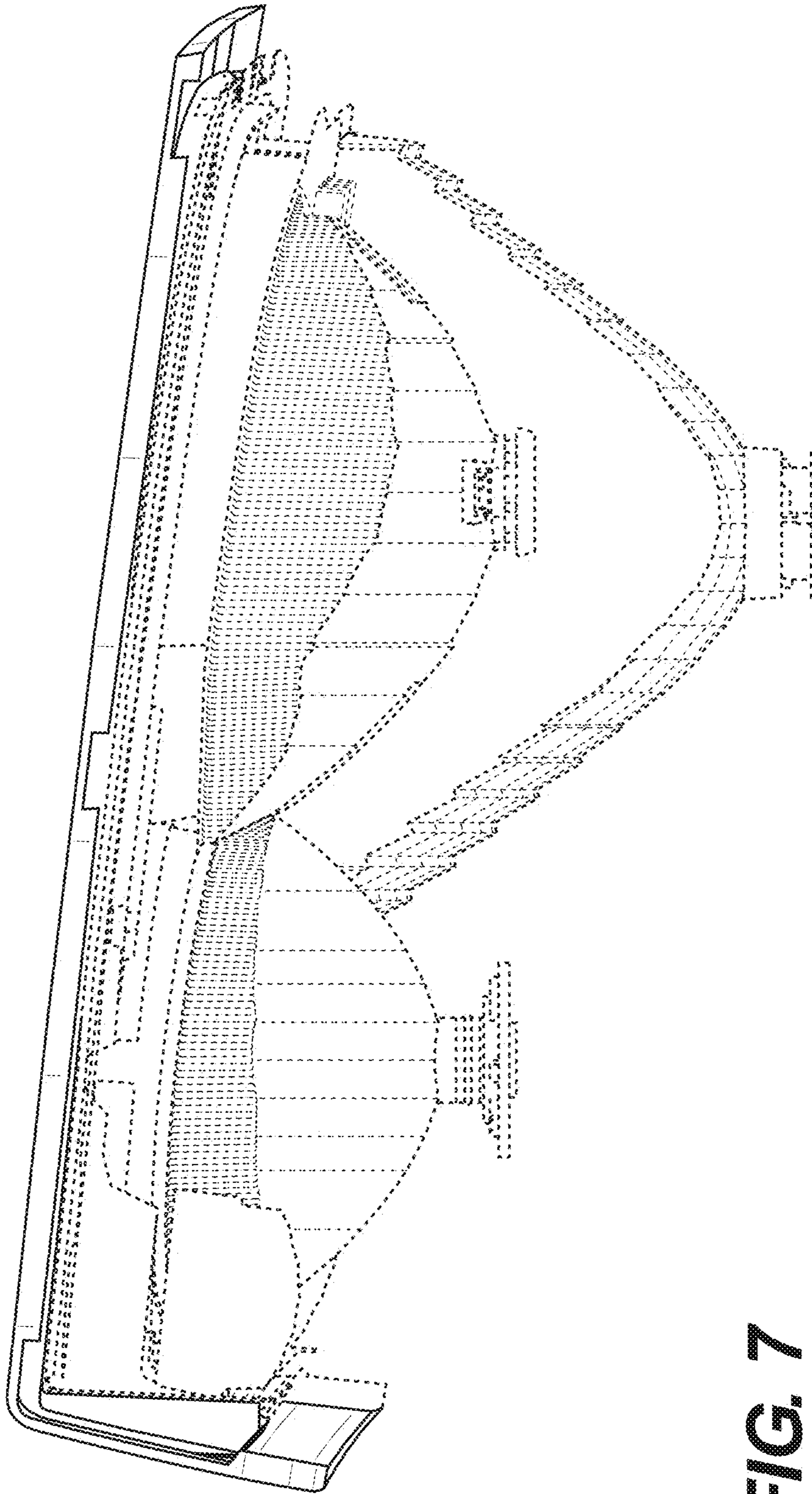


FIG. 7