



US00D743050S

(12) **United States Design Patent**
Shen

(10) **Patent No.:** **US D743,050 S**

(45) **Date of Patent:** **** Nov. 10, 2015**

(54) **FENCE SLAT**

(71) Applicant: **Long Xiang Shen**, Pomona, CA (US)

(72) Inventor: **Long Xiang Shen**, Pomona, CA (US)

(**) Term: **14 Years**

(21) Appl. No.: **29/488,184**

(22) Filed: **Apr. 16, 2014**

(51) **LOC (10) Cl.** **25-02**

(52) **U.S. Cl.**
USPC **D25/48.4; D25/38.1**

(58) **Field of Classification Search**
USPC D25/38.1, 48.4
CPC E04H 2017/1495; E04H 17/1417;
E06B 9/264; E06B 9/36
See application file for complete search history.

(56) **References Cited**

U.S. PATENT DOCUMENTS

- 2,789,792 A * 4/1957 Davis E04H 17/1417
256/24
- 3,136,530 A * 6/1964 Case E04H 17/1417
256/24

- D233,768 S * 11/1974 Wilder D25/144
- 4,355,676 A * 10/1982 Lee E06B 9/264
160/107
- 5,215,290 A * 6/1993 Khalessi E04H 17/1421
256/19
- D414,877 S * 10/1999 Meshulam D25/48.4

* cited by examiner

Primary Examiner — Doris Clark

(74) *Attorney, Agent, or Firm* — Che-Yang Chen; Law Office of Michael Chen


(57) **CLAIM**

The ornamental design for a fence slat, as shown and described.

DESCRIPTION

FIG. 1 is a perspective view of the fence slat showing my new design;
FIG. 2 is a front elevational view thereof;
FIG. 3 is a rear elevational view thereof;
FIG. 4 is a left side elevational view thereof;
FIG. 5 is a right side elevational view thereof;
FIG. 6 is a top plan view thereof; and,
FIG. 7 is a bottom plan view thereof.

1 Claim, 4 Drawing Sheets



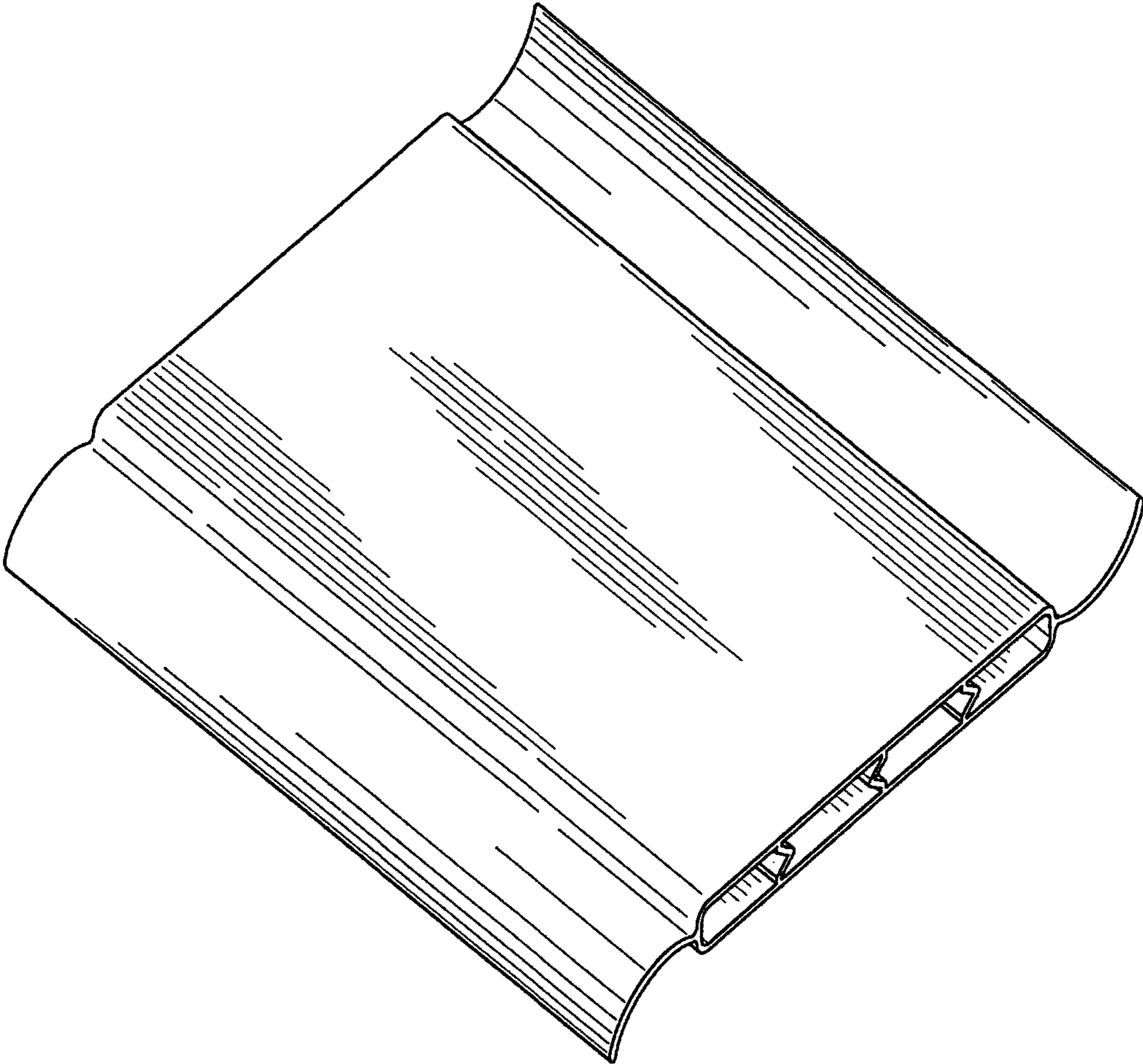


FIG. 1

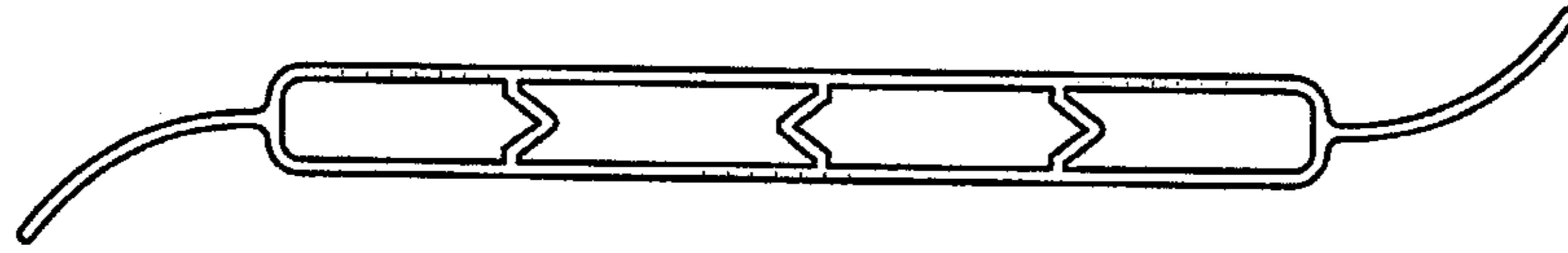


FIG. 2

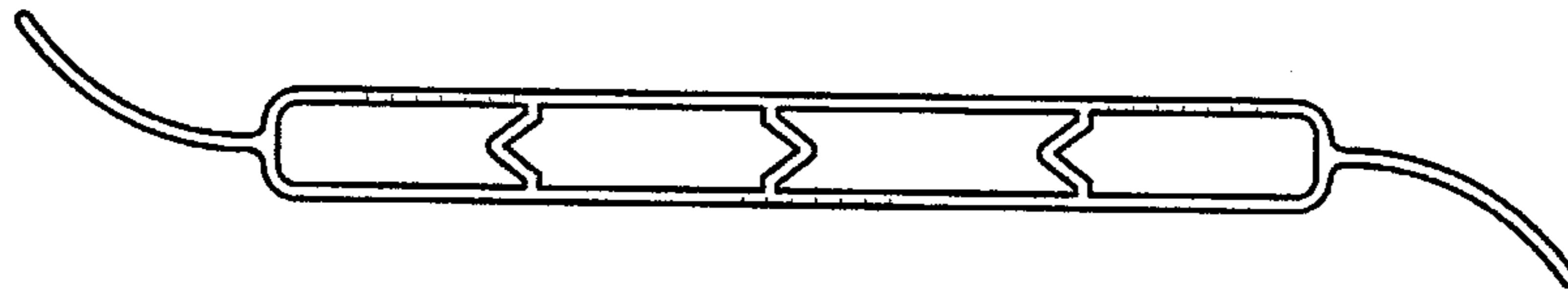


FIG. 3




FIG. 4




FIG. 5




FIG. 6




FIG. 7