



US00D743032S

(12) **United States Design Patent**
Core

(10) **Patent No.:** **US D743,032 S**

(45) **Date of Patent:** **** Nov. 10, 2015**

(54) **CHIN IMPLANT**

(71) Applicant: **Grady B. Core**, Indian Springs, AL (US)

(72) Inventor: **Grady B. Core**, Indian Springs, AL (US)

(**) Term: **14 Years**

(21) Appl. No.: **29/448,247**

(22) Filed: **Mar. 11, 2013**

(51) **LOC (10) Cl.** **24-02**

(52) **U.S. Cl.**
USPC **D24/155**

(58) **Field of Classification Search**
USPC D24/155-156, 176; 433/172-174;
623/17.16, 17.17, 17.18, 11.11, 23.26,
623/23.27, 16.11; 606/195; 128/898
CPC A61F 2002/2807; A61F 2/2803; A61B
17/176

See application file for complete search history.

(56) **References Cited**

U.S. PATENT DOCUMENTS

4,344,191	A *	8/1982	Wagner	623/17.18
4,713,077	A	12/1987	Small	
4,888,018	A	12/1989	Giampapa	
4,990,160	A *	2/1991	Terino	623/17.18
D326,157	S *	5/1992	Giunta	D24/155
5,133,754	A *	7/1992	Laghi	623/16.11
5,195,951	A *	3/1993	Giampapa	623/17.17
5,554,194	A	9/1996	Sanders	
5,728,157	A *	3/1998	Prescott	424/423
5,977,431	A	11/1999	Knapp et al.	
6,277,150	B1 *	8/2001	Crawley et al.	623/17.18
7,632,291	B2	12/2009	Stephens et al.	

8,206,450	B2 *	6/2012	Henry et al.	623/17.18
2002/0159982	A1 *	10/2002	Bonassar et al.	424/93.7
2006/0041262	A1 *	2/2006	Calvert et al.	606/76
2006/0217813	A1 *	9/2006	Posnick et al.	623/17.18
2007/0067041	A1 *	3/2007	Kotoske	623/17.18
2010/0023130	A1	1/2010	Henry et al.	
2012/0330427	A1 *	12/2012	Yaremchuk	623/17.18

* cited by examiner

Primary Examiner — Susan Bennett Hattan

Assistant Examiner — Charles Hanson

(74) *Attorney, Agent, or Firm* — Bush Intellectual Property Law; Kenneth M. Bush

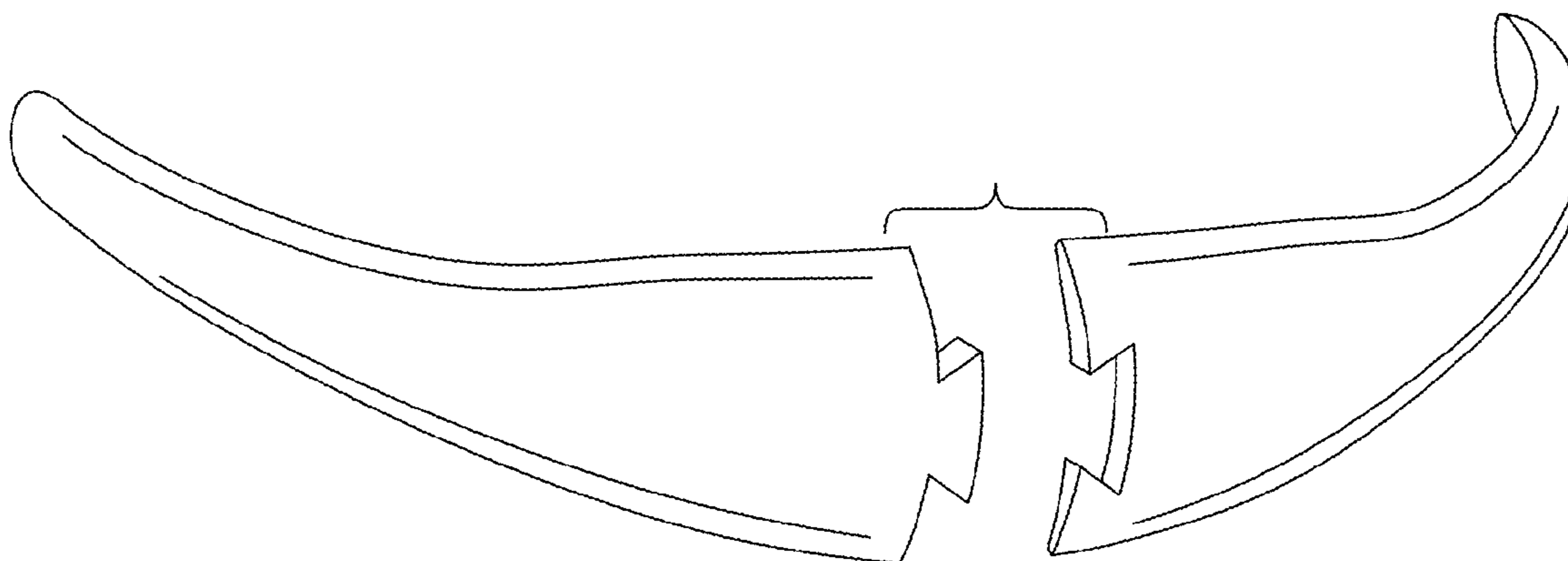
(57) **CLAIM**

I claim the ornamental design for a chin implant, as shown and described.

DESCRIPTION

FIG. 1 is a front left perspective view of a chin implant showing my new design;
FIG. 2 is a rear left perspective view thereof;
FIG. 3 is a front elevation view thereof;
FIG. 4 is a rear elevation view thereof;
FIG. 5 is a left side elevation view thereof;
FIG. 6 is a right side elevation view thereof;
FIG. 7 is a top plan view thereof;
FIG. 8 is a bottom plan view thereof; and,
FIG. 9 is a front left perspective view of the chin implant showing the two pieces connected after surgical implantation. A two-piece surgical chin implant having a dovetail connection feature.

1 Claim, 4 Drawing Sheets






FIG. 1



FIG. 2

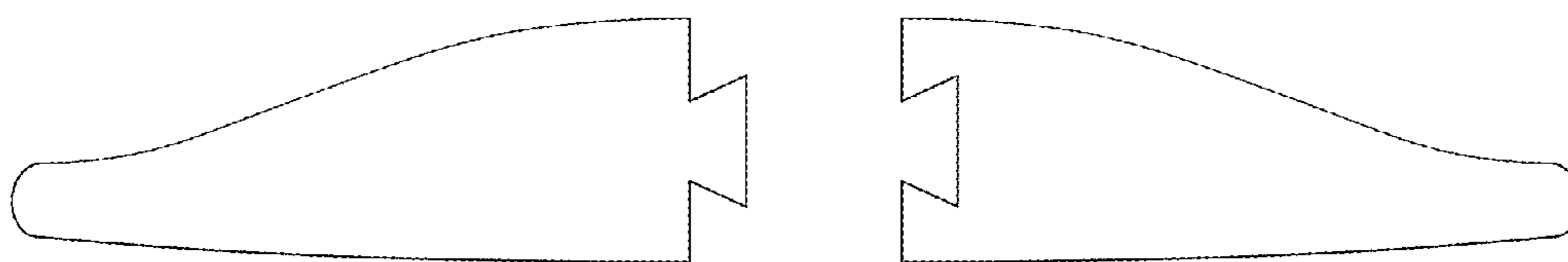


FIG. 3

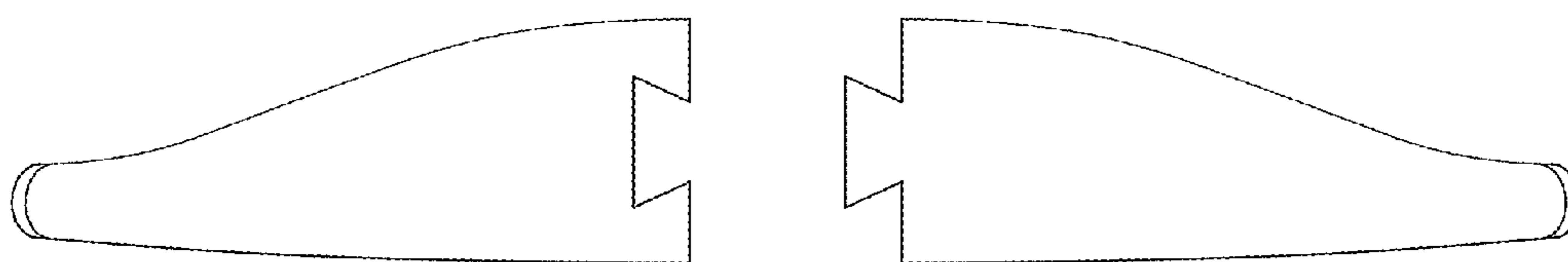


FIG. 4




FIG. 5




FIG. 6

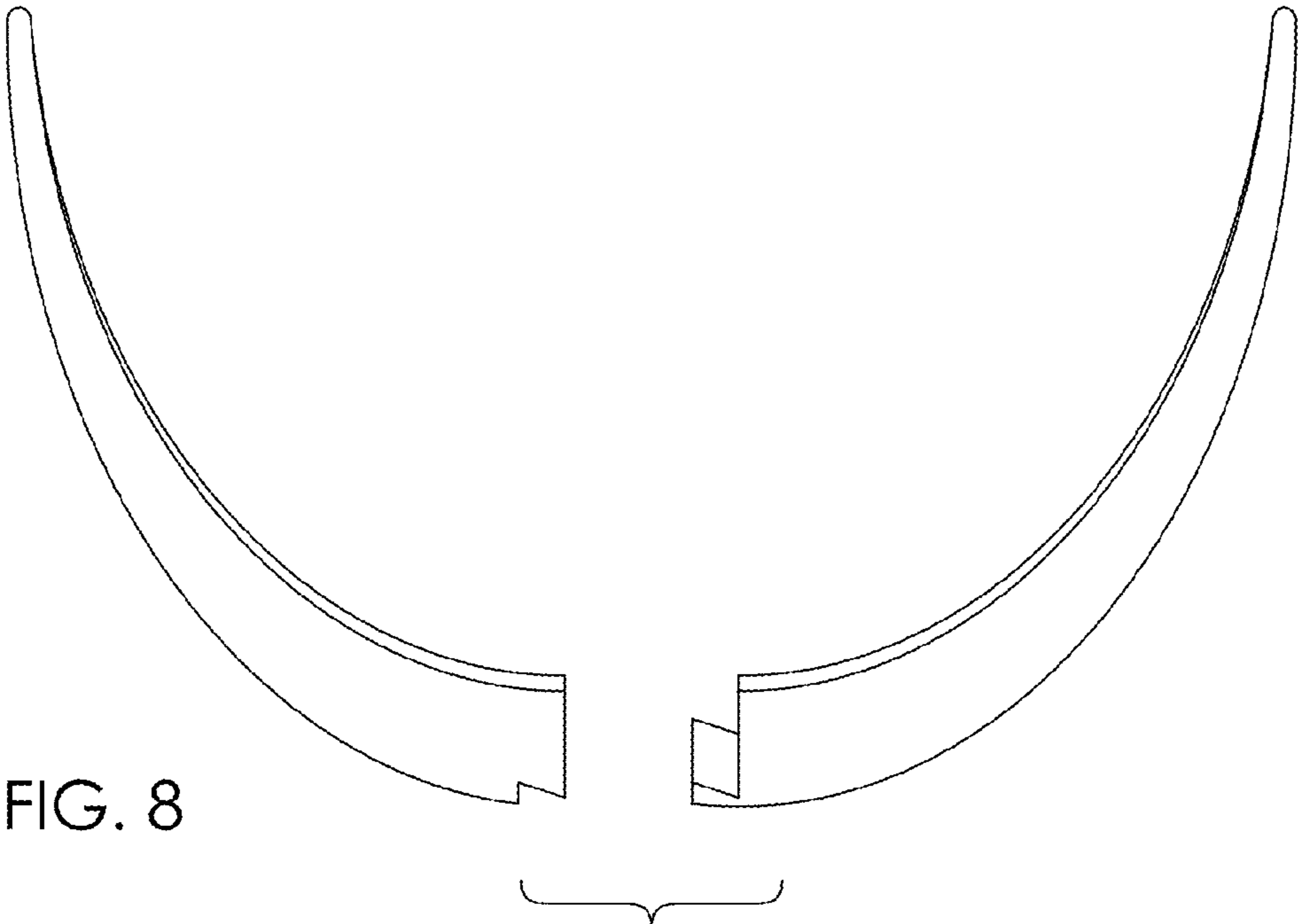
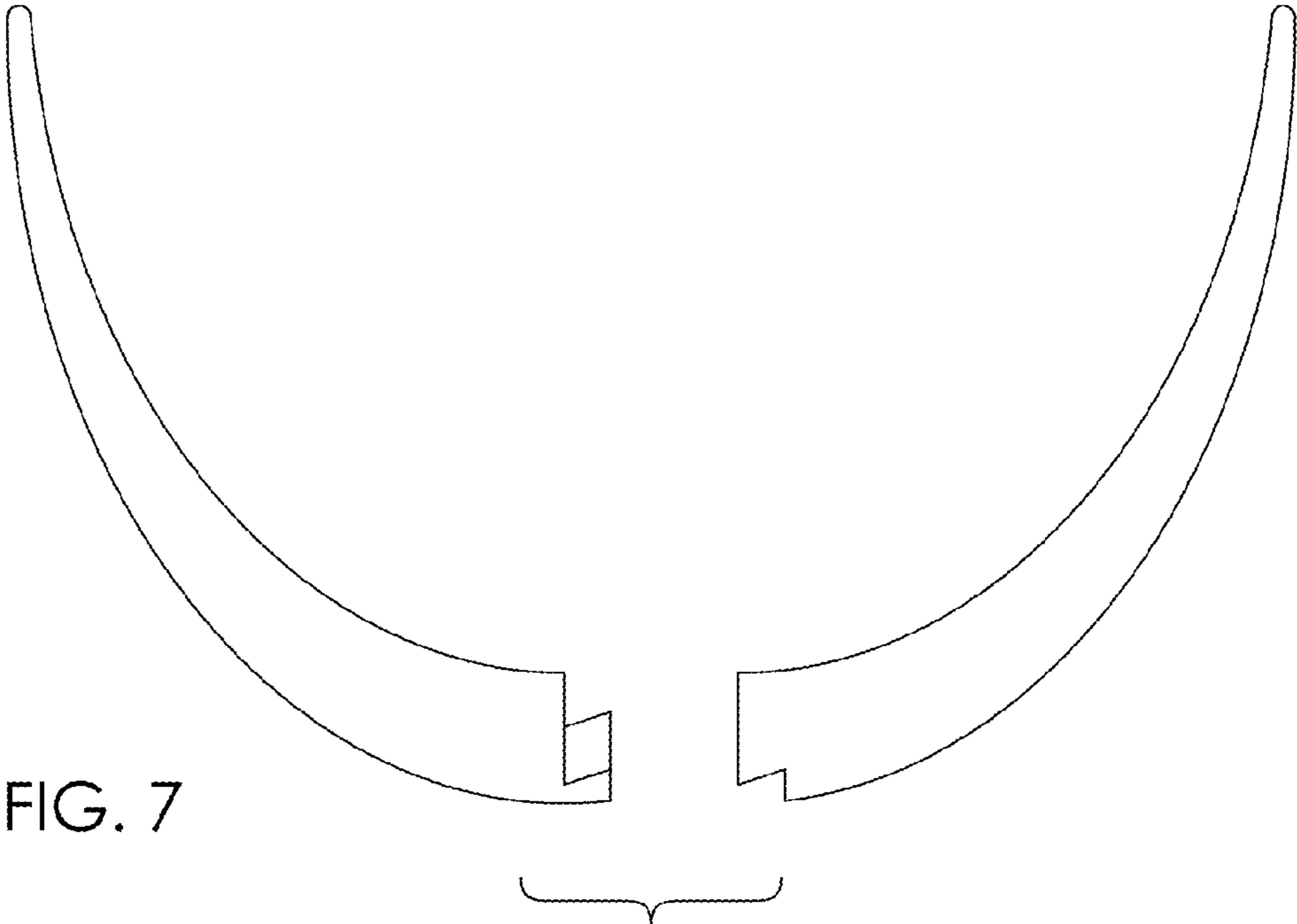




FIG. 9