



US00D743018S

(12) **United States Design Patent**
Rasmussen

(10) **Patent No.:** **US D743,018 S**

(45) **Date of Patent:** **** Nov. 10, 2015**

(54) **VENTILATOR PARTS**

(71) Applicant: **Novenco A/S**, Naestved (DK)

(72) Inventor: **Martin Rasmussen**, Naestved (DK)

(73) Assignee: **NOVENCO A/S**, Naestved (DK)

(**) Term: **14 Years**

(21) Appl. No.: **29/484,618**

(22) Filed: **Mar. 11, 2014**

Related U.S. Application Data

(62) Division of application No. 29/466,787, filed on Sep. 11, 2013, now Pat. No. Des. 704,323, which is a division of application No. 29/439,734, filed on Dec. 14, 2012, now Pat. No. Des. 692,119, which is a division of application No. 29/426,860, filed on Jul. 11, 2012, now Pat. No. Des. 683,840, which is a division of application No. 29/359,477, filed on Apr. 12, 2010, now Pat. No. Des. 665,895.

(30) **Foreign Application Priority Data**

Oct. 13, 2009 (EP) 001622945

(51) **LOC (10) Cl.** **23-04**

(52) **U.S. Cl.**
USPC **D23/379**

(58) **Field of Classification Search**
USPC D23/377, 379, 385, 411, 413; 23/379,
23/385; 416/5

CPC H02K 1/00; B21D 53/78; B21C 23/16;
B29D 99/0025; B23K 2201/001

See application file for complete search history.

(56) **References Cited**

U.S. PATENT DOCUMENTS

5,320,493 A	6/1994	Shih et al.
5,624,234 A	4/1997	Neely et al.
6,026,330 A	2/2000	Chuang
6,238,185 B1	5/2001	Hornig
D453,827 S	2/2002	Kuo et al.
D486,905 S	2/2004	Wang
D507,343 S	7/2005	Chiu et al.
D507,641 S	7/2005	Chiu et al.
D509,584 S	9/2005	Li et al.
D510,998 S	10/2005	Parker et al.
D555,782 S	11/2007	Parker et al.
D556,892 S	12/2007	Chen
D558,324 S	12/2007	Hong
D559,968 S	1/2008	Lee et al.
D560,789 S	1/2008	Lee et al.
D561,888 S	2/2008	Yang et al.
D566,829 S	4/2008	Parker et al.
D570,471 S	6/2008	Iwase et al.
D570,999 S	6/2008	Harman et al.

(Continued)

Primary Examiner — Randall Gholson
(74) *Attorney, Agent, or Firm* — Oliff PLC

(57) **CLAIM**



The ornamental design for ventilator parts, substantially as shown and described.

DESCRIPTION

FIG. 1 is a front view of a stator for a ventilator parts.
FIG. 2 is a right side view of the stator for a ventilator parts.
FIG. 3 is a top view of the stator for a ventilator parts.
FIG. 4 is a bottom view of the stator for a ventilator parts.
FIG. 5 is a rear view of the stator for a ventilator parts; and,
FIG. 6 is a rear perspective view of the stator for a ventilator parts.

The broken lines which define the bounds of the claimed design form no part thereof.

1 Claim, 6 Drawing Sheets



(56)

References Cited

U.S. PATENT DOCUMENTS

D571,000 S	6/2008	Bei et al.	7,850,513 B1	12/2010	Parker et al.
D576,265 S	9/2008	Bucher et al.	D632,383 S	2/2011	Kandell et al.
D583,461 S	12/2008	Allen	D633,195 S	2/2011	Stagg
D585,130 S	1/2009	Harman et al.	D634,833 S	3/2011	Stagg
D590,489 S	4/2009	Bucher et al.	D645,134 S *	9/2011	Lee et al. D23/411
D599,461 S	9/2009	Ertze	8,123,475 B2 *	2/2012	Yang et al. 415/220
D600,340 S	9/2009	Parker et al.	D665,895 S	8/2012	Rasmussen
7,789,126 B2 *	9/2010	Lofland et al. 165/121	D668,606 S *	10/2012	Lee D13/115
			D672,863 S *	12/2012	Romero Carreras D23/370
			D683,840 S	6/2013	Rasmussen
			D692,119 S	10/2013	Rasmussen

* cited by examiner




FIG. 1




FIG. 2

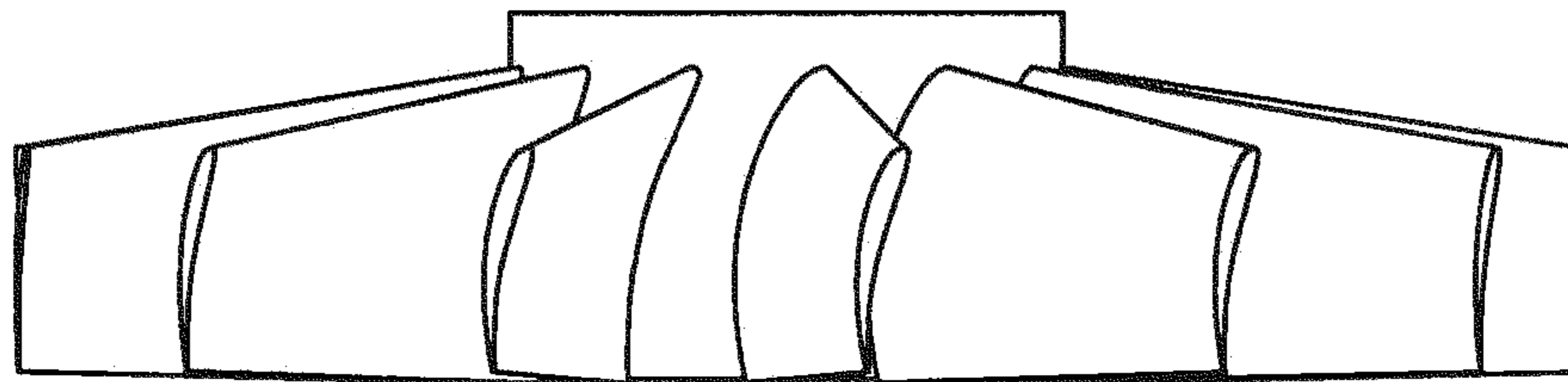


FIG. 3




FIG. 4




FIG. 5




FIG. 6