



US00D743005S

(12) **United States Design Patent**  
**Donald et al.**

(10) **Patent No.:** **US D743,005 S**  
(45) **Date of Patent:** **\*\* Nov. 10, 2015**

(54) **SINK SAVER**

(71) Applicant: **JOSEPH JOSEPH LTD**, London (GB)

(72) Inventors: **Simon Donald**, London (GB); **Joe Wentworth**, London (GB)

(73) Assignee: **Joseph Joseph Ltd.**, London (GB)

(\*\*) Term: **14 Years**

(21) Appl. No.: **29/499,968**

(22) Filed: **Aug. 20, 2014**

(30) **Foreign Application Priority Data**

Feb. 26, 2014 (EM) ..... 002413013-0006

(51) **LOC (10) Cl.** ..... **23-01**

(52) **U.S. Cl.**  
USPC ..... **D23/261**

(58) **Field of Classification Search**  
USPC ..... D23/259, 261, 284, 308; D32/55-57;  
D6/582, 583, 586, 588, 594; 211/41.1,  
211/41.2, 41.3; 4/637, 656  
CPC ..... A47G 27/0218; A47G 27/0293  
See application file for complete search history.

(56) **References Cited**

**U.S. PATENT DOCUMENTS**

D348,131 S \* 6/1994 Bozzo et al. .... D32/55  
D363,577 S \* 10/1995 Brightbill et al. .... D32/55  
D418,646 S \* 1/2000 Hampshire ..... D32/55  
D418,647 S \* 1/2000 Snell ..... D32/57  
D514,765 S \* 2/2006 Dretzka ..... D32/57  
D518,143 S \* 3/2006 Weidler et al. .... D23/209  
D537,997 S \* 3/2007 Plikuhn ..... D32/57  
D538,497 S \* 3/2007 Plikuhn ..... D32/57

D556,868 S \* 12/2007 Tortorello ..... D23/284  
D583,119 S \* 12/2008 Sofy et al. .... D32/55  
D589,222 S \* 3/2009 Gicela et al. .... D32/57  
D594,263 S \* 6/2009 Robbins, III ..... D6/582  
8,087,108 B2 \* 1/2012 Burns et al. .... 4/657  
D658,920 S \* 5/2012 Porter ..... D6/583  
D685,560 S \* 7/2013 Lee et al. .... D32/57  
D685,892 S \* 7/2013 Dickout ..... D23/290

**OTHER PUBLICATIONS**

Sink Saver, Cleaning, josephjoseph.com, Searched Mar. 25, 2015,  
<http://www.josephjoseph.com/en-us/product/sink-saver>.\*

\* cited by examiner

*Primary Examiner* — John Windmuller

*Assistant Examiner* — Steven Cxyz

(74) *Attorney, Agent, or Firm* — Millen, White, Zelano & Branigan, P.C.

(57) **CLAIM**

The ornamental design for a sink saver, as shown and described.

**DESCRIPTION**

FIG. 1 is a top and front perspective view of the sink saver showing my new design.

FIG. 2 is a top view thereof.

FIG. 3 is a side view thereof.

FIG. 4 is another side view thereof.

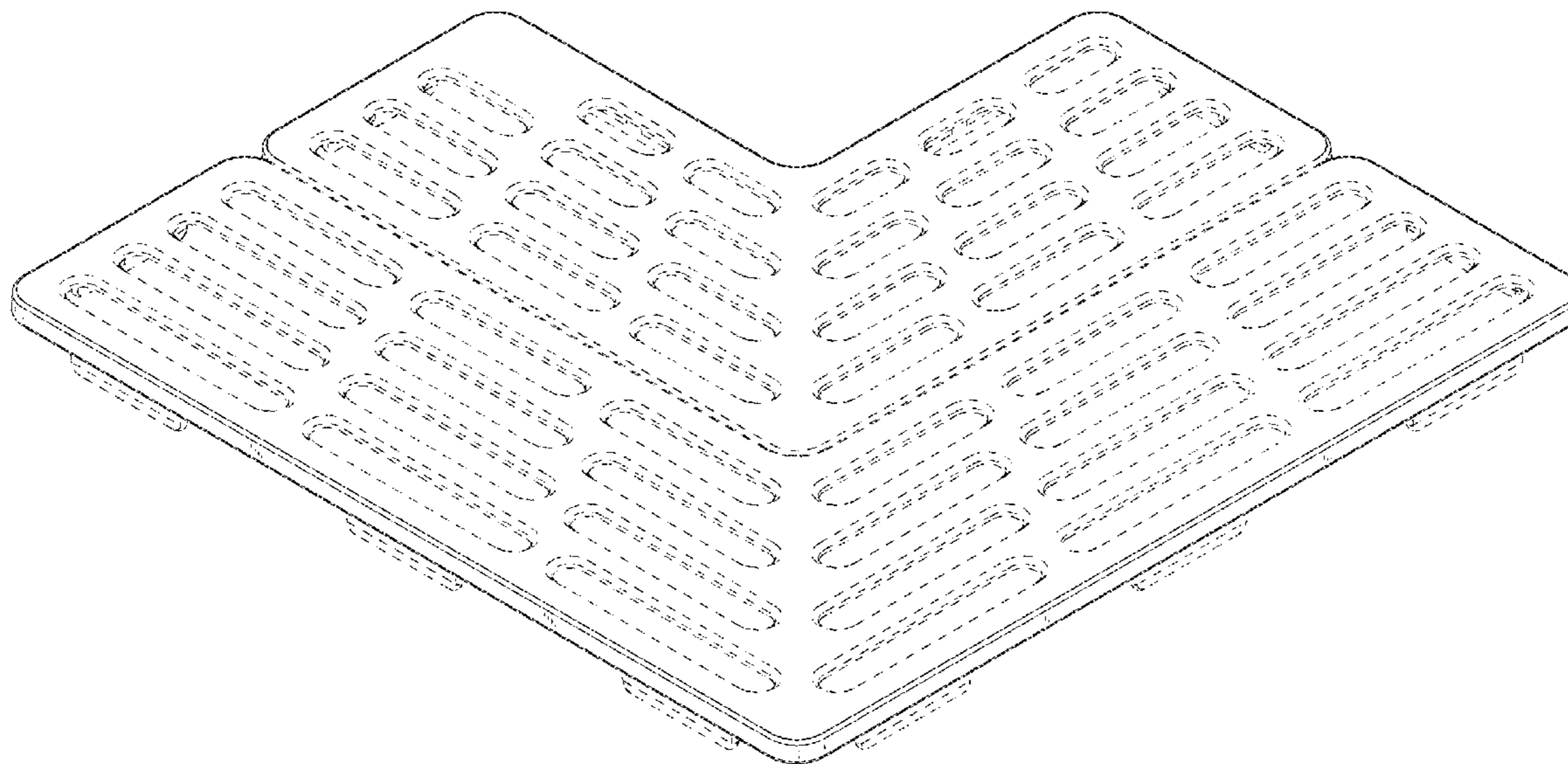
FIG. 5 is a bottom view thereof.

FIG. 6 is another side view thereof; and,

FIG. 7 is another side view thereof.

The broken lines in the figures represent portions of the sink saver that form no part of the claimed design.

**1 Claim, 7 Drawing Sheets**



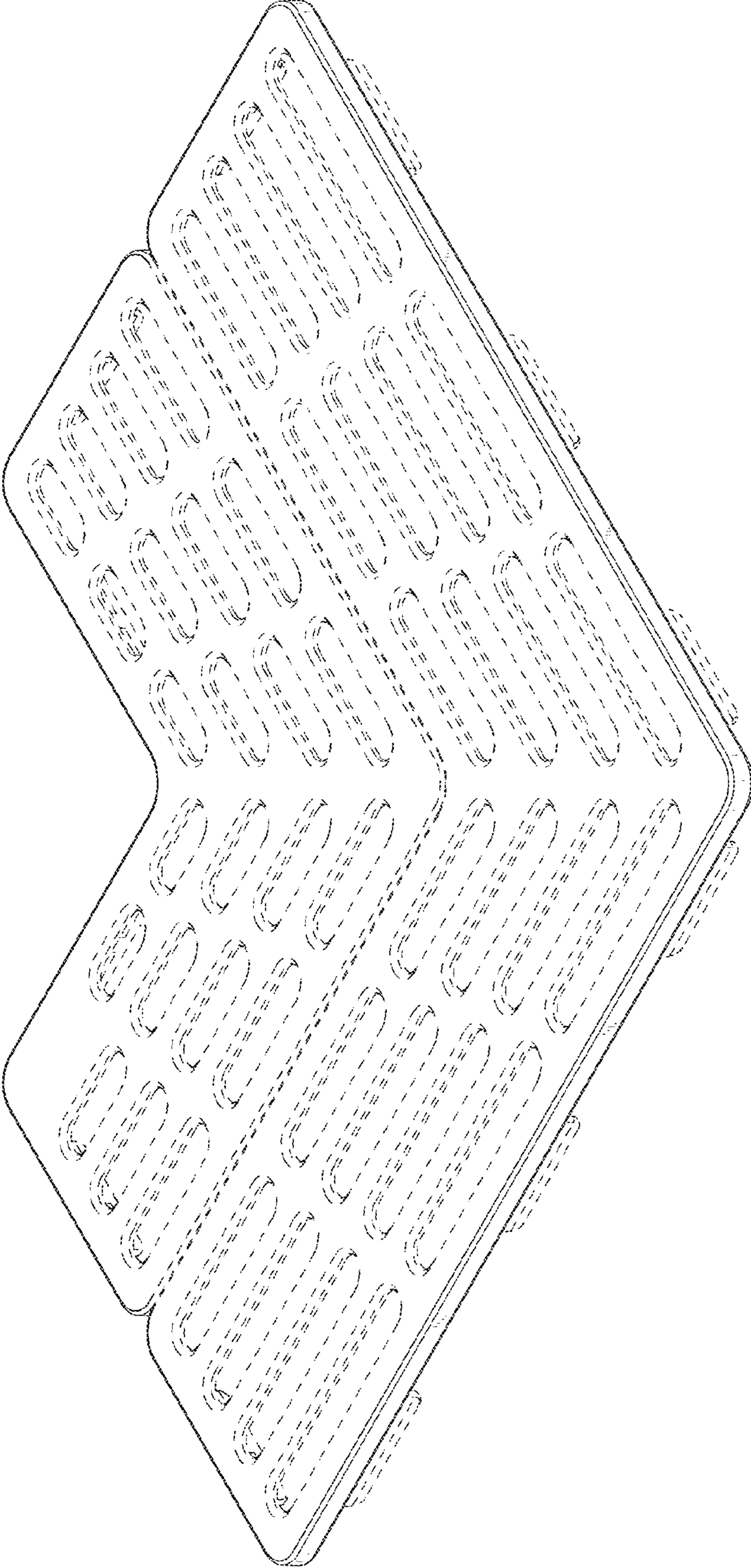


Fig. 1

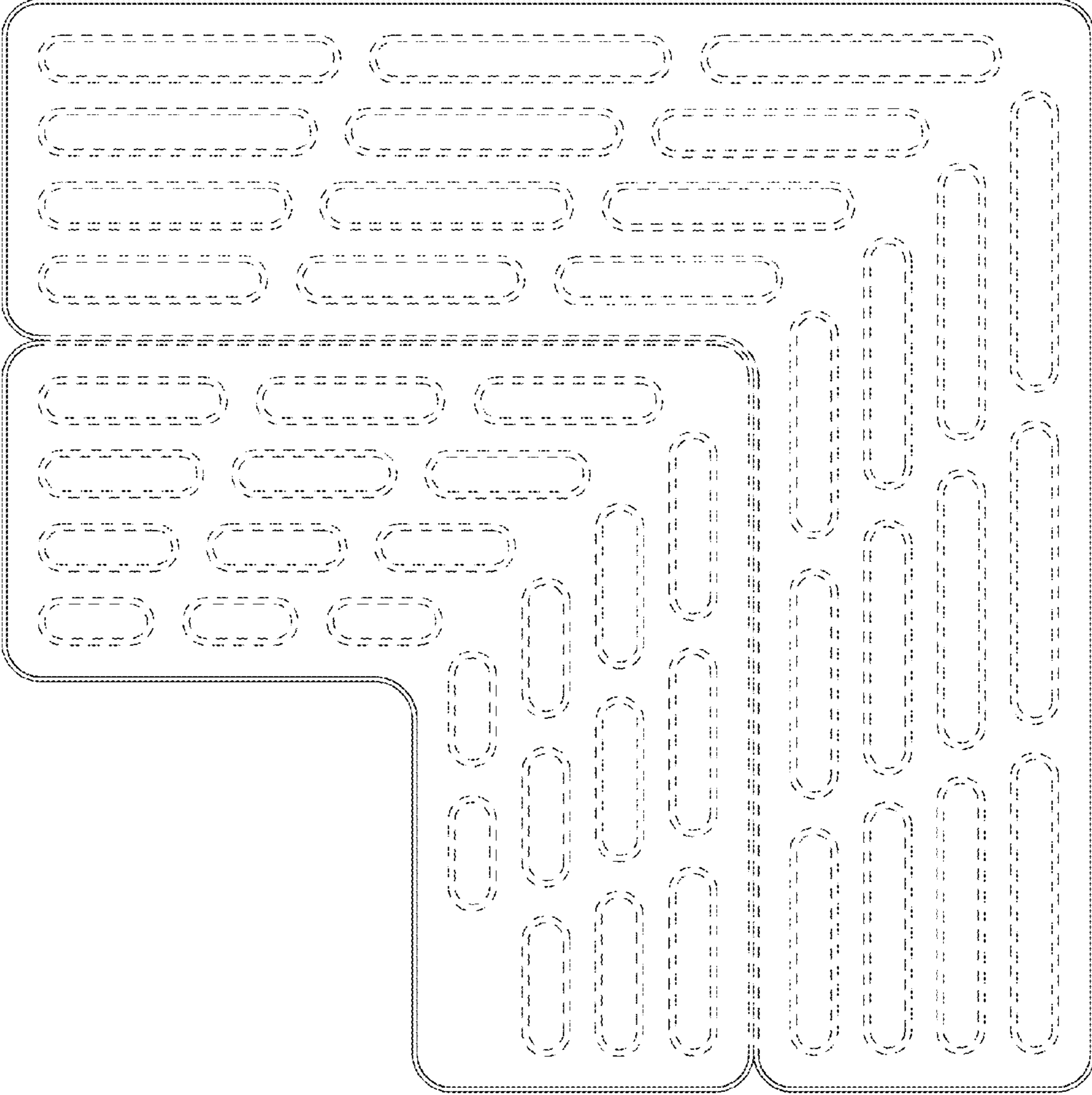


Fig. 2



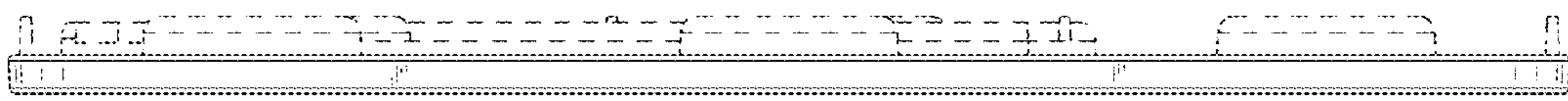


Fig. 3



Fig. 4

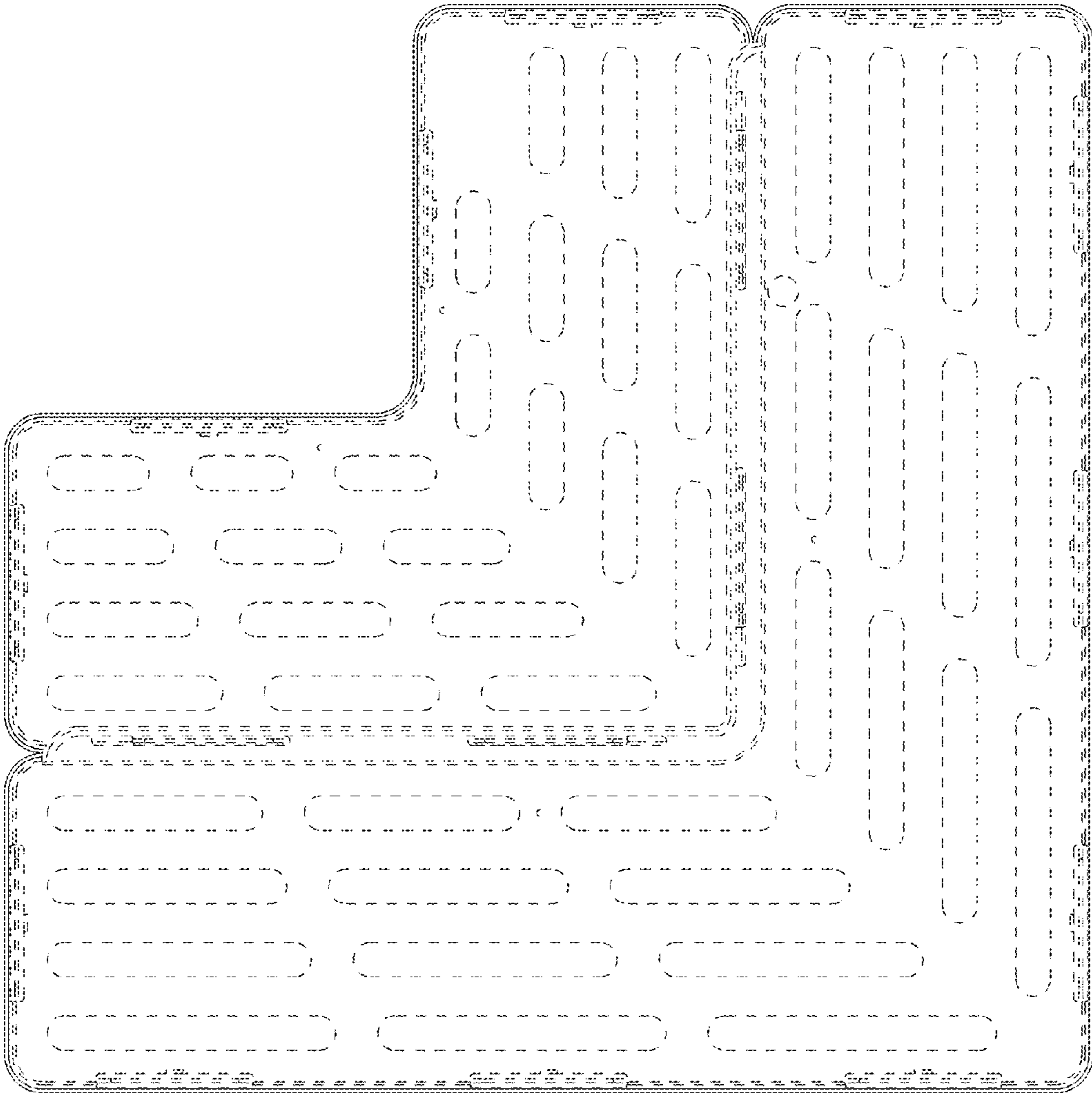


Fig. 5




Fig. 6




Fig. 7