



US00D742993S

(12) **United States Design Patent**  
**Johnson et al.**

(10) **Patent No.:** **US D742,993 S**  
(45) **Date of Patent:** **\*\* Nov. 10, 2015**

(54) **TARGET HOLDER**

(71) Applicant: **BIRCHWOOD CASEY, LLC**, Eden Prairie, MN (US)  
(72) Inventors: **Scott Benjamin Johnson**, Minneapolis, MN (US); **Todd Binsfeld**, Inver Grove Heights, MN (US)  
(73) Assignee: **Birchwood Casey, LLC**, Eden Prairie, MN (US)

(\*\*) Term: **14 Years**

(21) Appl. No.: **29/496,845**

(22) Filed: **Jul. 17, 2014**

(51) **LOC (10) Cl.** ..... **22-04**

(52) **U.S. Cl.**  
USPC ..... **D22/113**

(58) **Field of Classification Search**  
USPC ..... D22/113  
CPC ..... F41J 9/00; F41J 9/02; F41J 9/04; F41J 9/06; F41J 9/08; F41J 9/10; F41J 9/14; F41J 9/16; F41J 5/18; F41J 5/20; F41J 5/205; F41J 5/22; F41J 1/00; F41J 1/01; F41J 1/08; F41J 1/10

See application file for complete search history.

(56) **References Cited**

U.S. PATENT DOCUMENTS

2,372,111 A \* 3/1945 Norberg ..... F41J 1/10 160/201  
3,601,353 A 8/1971 Dale  
5,067,683 A \* 11/1991 Wager ..... F41J 1/10 248/156  
6,761,357 B2 7/2004 Witt et al.  
7,254,895 B1 \* 8/2007 O'Donnell ..... B25B 5/04 248/231.51  
D648,818 S \* 11/2011 Zalar ..... D22/113  
2012/0068412 A1 3/2012 Diercks et al.

\* cited by examiner

*Primary Examiner* — Michael A Pratt  
(74) *Attorney, Agent, or Firm* — Pauly, DeVries, Smith & Deffner, L.L.C.


(57) **CLAIM**

The ornamental design for a target holder, as shown.

**DESCRIPTION**

FIG. 1 is a perspective view of the top side of a target holder. FIG. 2 is a front elevation view of the target holder. FIG. 3 is a back elevation view of the target holder. FIG. 4 is a right side elevation view of the target holder. FIG. 5 is a left side elevation view of the target holder. FIG. 6 is a top plan view of the target holder. FIG. 7 is a bottom plan view of the target holder; and, FIG. 8 is a perspective top view of a portion of the target holder. The broken line features are presented for illustrative purposes and form no part of the claimed design.

**1 Claim, 5 Drawing Sheets**






FIG. 1




FIG. 2




FIG. 3

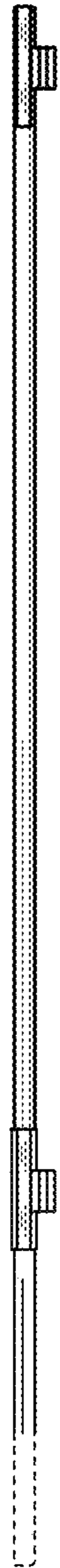


FIG. 4



FIG. 5

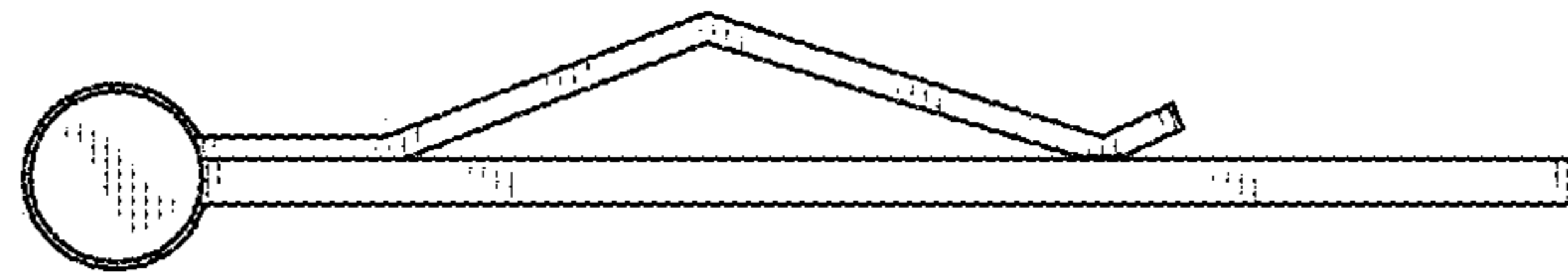


FIG. 6

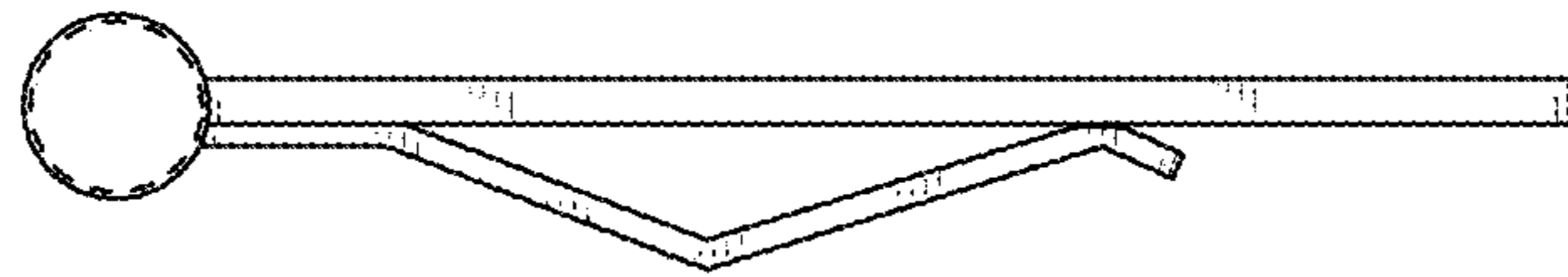


FIG. 7

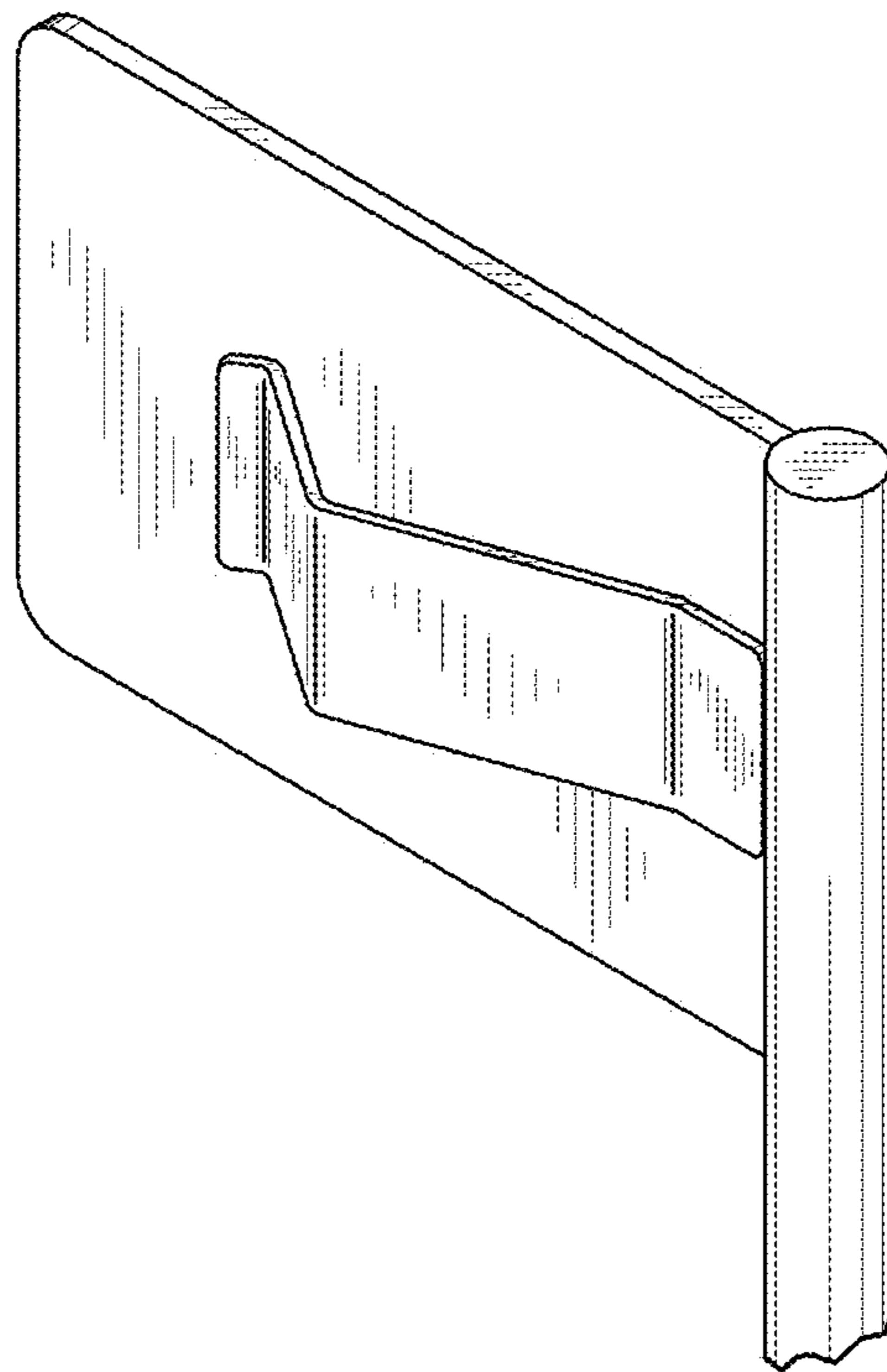


FIG. 8