



US00D742983S

(12) **United States Design Patent**
Siciliano

(10) **Patent No.:** **US D742,983 S**

(45) **Date of Patent:** **** Nov. 10, 2015**

(54) **TRAINING BAG COVER WITH FIGHTER**

(71) Applicant: **Brett Siciliano**, Irvine, CA (US)

(72) Inventor: **Brett Siciliano**, Irvine, CA (US)

(**) Term: **14 Years**

(21) Appl. No.: **29/506,826**

(22) Filed: **Oct. 21, 2014**

(51) **LOC (10) Cl.** **21-02**

(52) **U.S. Cl.**

USPC **D21/787**; D21/798

(58) **Field of Classification Search**

USPC D21/306, 589, 594, 623, 635, 682, 694,
D21/787, 698; D20/31; D3/229, 299, 300;
D2/610; D7/607, 624.2; D24/190, 192;
D11/3-5, 200, 164; 482/83-90

CPC A63B 69/004; A63B 69/20; A63B 69/201;
A63B 69/203; A63B 69/205; A63B 69/24;
A63B 69/32; A63B 69/34; A63B 2244/10;
A63B 2244/102; A63B 2244/104; A63B
2244/106

See application file for complete search history.

(56) **References Cited**

U.S. PATENT DOCUMENTS

4,974,833	A *	12/1990	Hartman et al.	482/3
D343,284	S *	1/1994	Jaramillo	D2/639
D384,378	S *	9/1997	Sigler	D21/787
6,234,940	B1 *	5/2001	Fotsis	482/83
6,258,013	B1 *	7/2001	Dabney	482/83
6,872,171	B2 *	3/2005	Haselrig	482/83
7,794,370	B2 *	9/2010	Tackett	482/83

7,887,467	B2 *	2/2011	Booker	482/83
7,909,749	B2 *	3/2011	Sheedy	482/148
8,029,422	B2 *	10/2011	Strong et al.	482/83
D680,607	S *	4/2013	Claybon	D21/787
8,419,436	B2 *	4/2013	Perez	434/247
9,021,857	B1 *	5/2015	Squire et al.	73/12.04
9,027,415	B2 *	5/2015	Tsai	73/862.041
2011/0172060	A1 *	7/2011	Morales et al.	482/8
2012/0053023	A1 *	3/2012	Strong	482/83
2013/0072358	A1 *	3/2013	Martinez	482/86
2015/0094191	A1 *	4/2015	Fradin	482/8

* cited by examiner

Primary Examiner — Catherine Tuttle

(74) *Attorney, Agent, or Firm* — Grant's Law Firm; Allan Howard Grant

(57) **CLAIM**

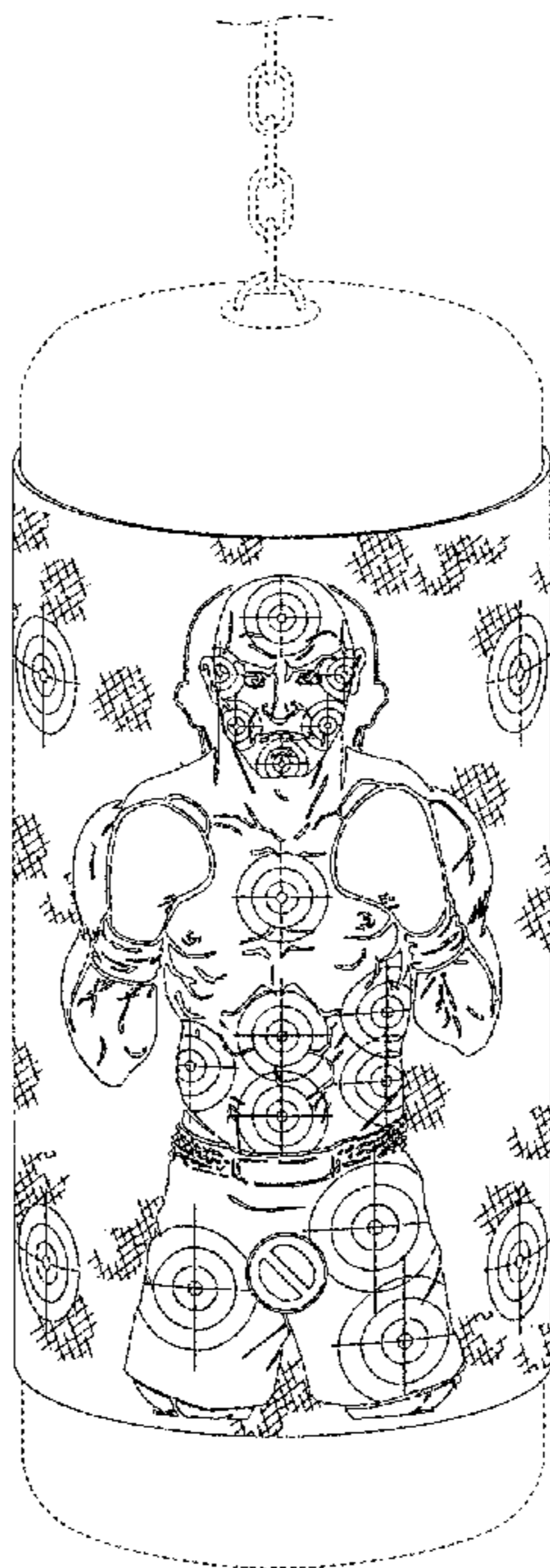
I claim the ornamental design for a training bag cover with fighter, as shown and described.

DESCRIPTION

FIG. 1 is a front perspective view of the training bag cover with fighter showing my new design;
FIG. 2 is a back perspective view thereof;
FIG. 3 is a front view showing the design in an alternate, flattened configuration;
FIG. 4 is a back view thereof;
FIG. 5 is a top view thereof;
FIG. 6 is a bottom view thereof;
FIG. 7 is a left side view thereof; and,
FIG. 8 is a right side view thereof.

In FIGS. 1 and 2, the training bag and chains are shown in broken lines for illustrative purposes only and do not form part of the claimed design.

1 Claim, 6 Drawing Sheets



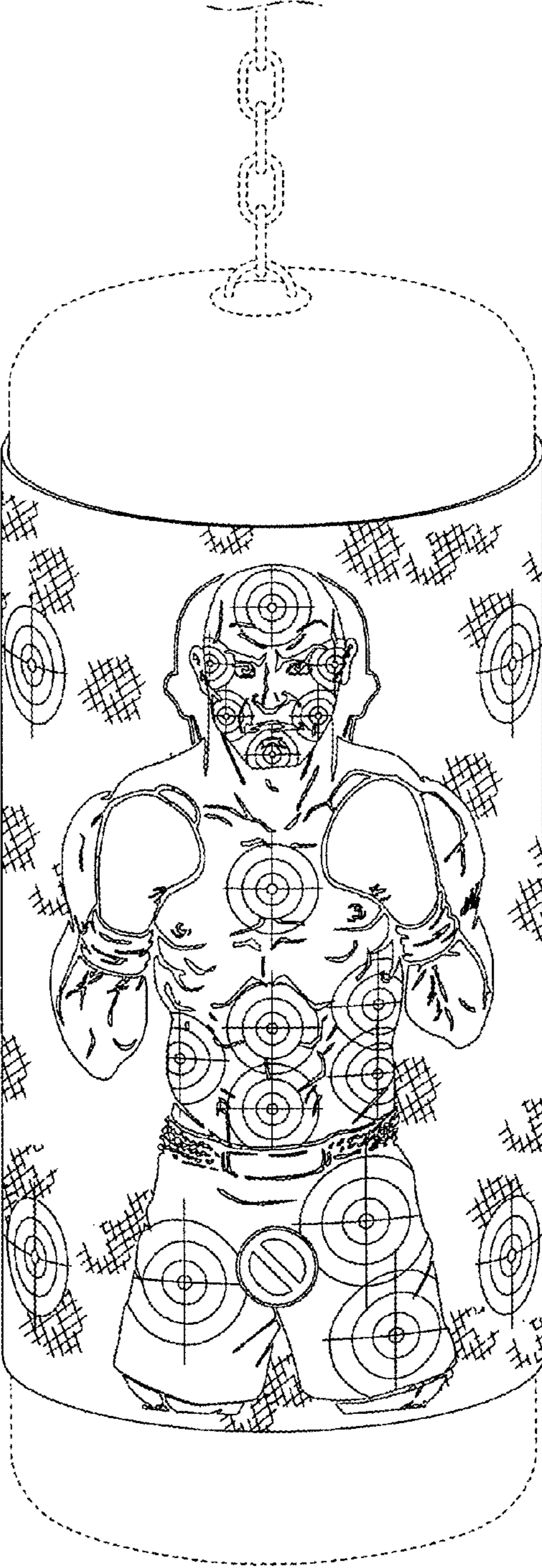


Fig. 1

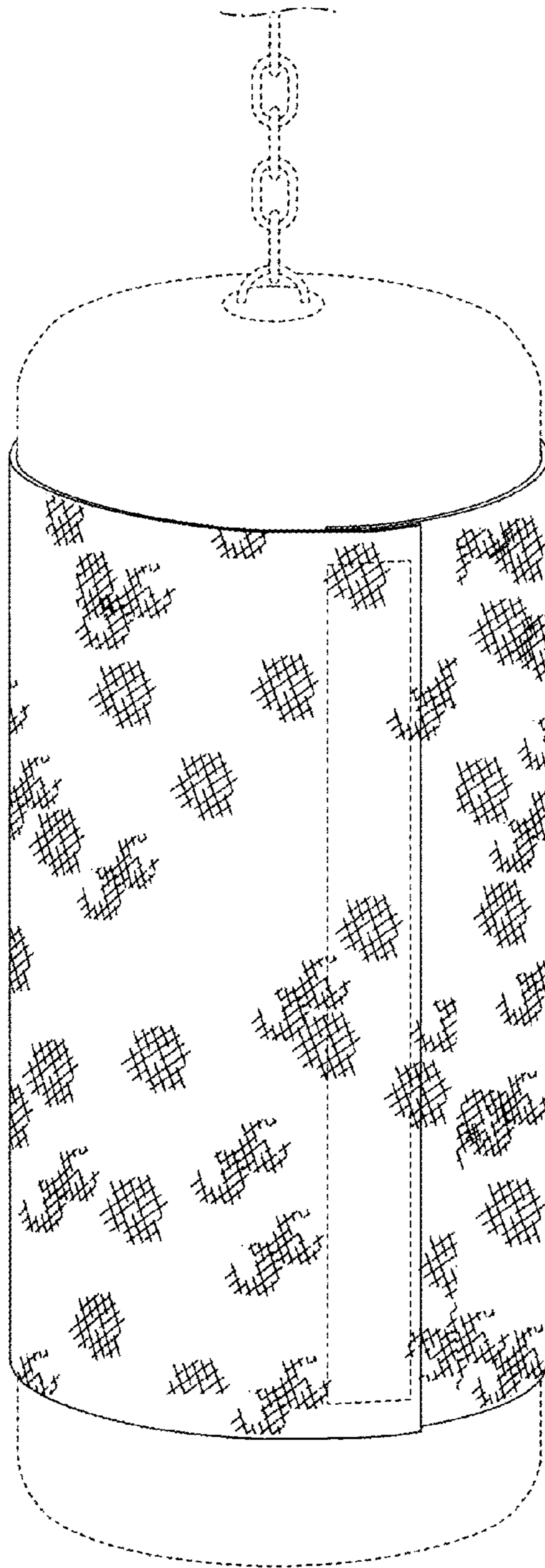


Fig. 2

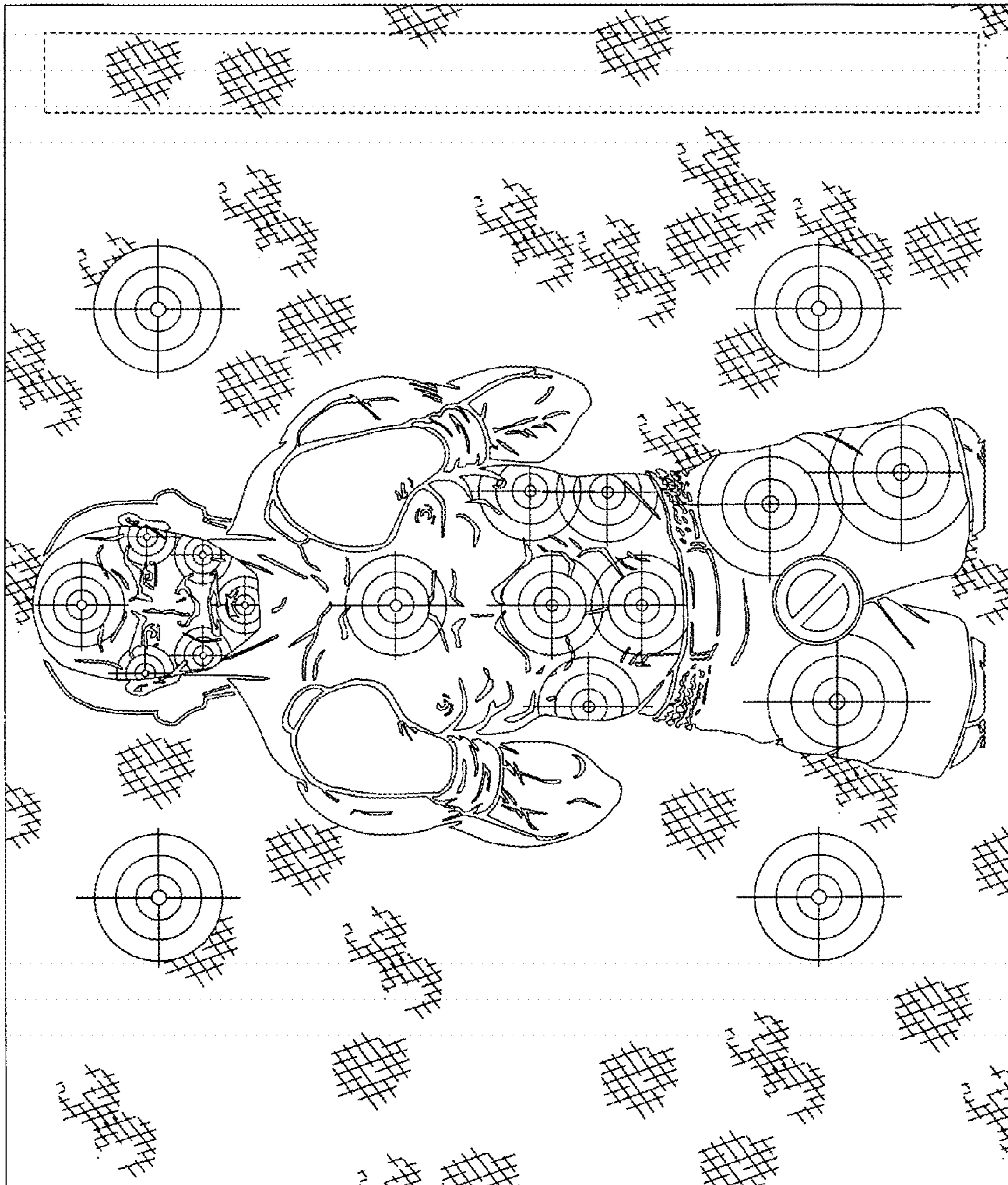


Fig. 3

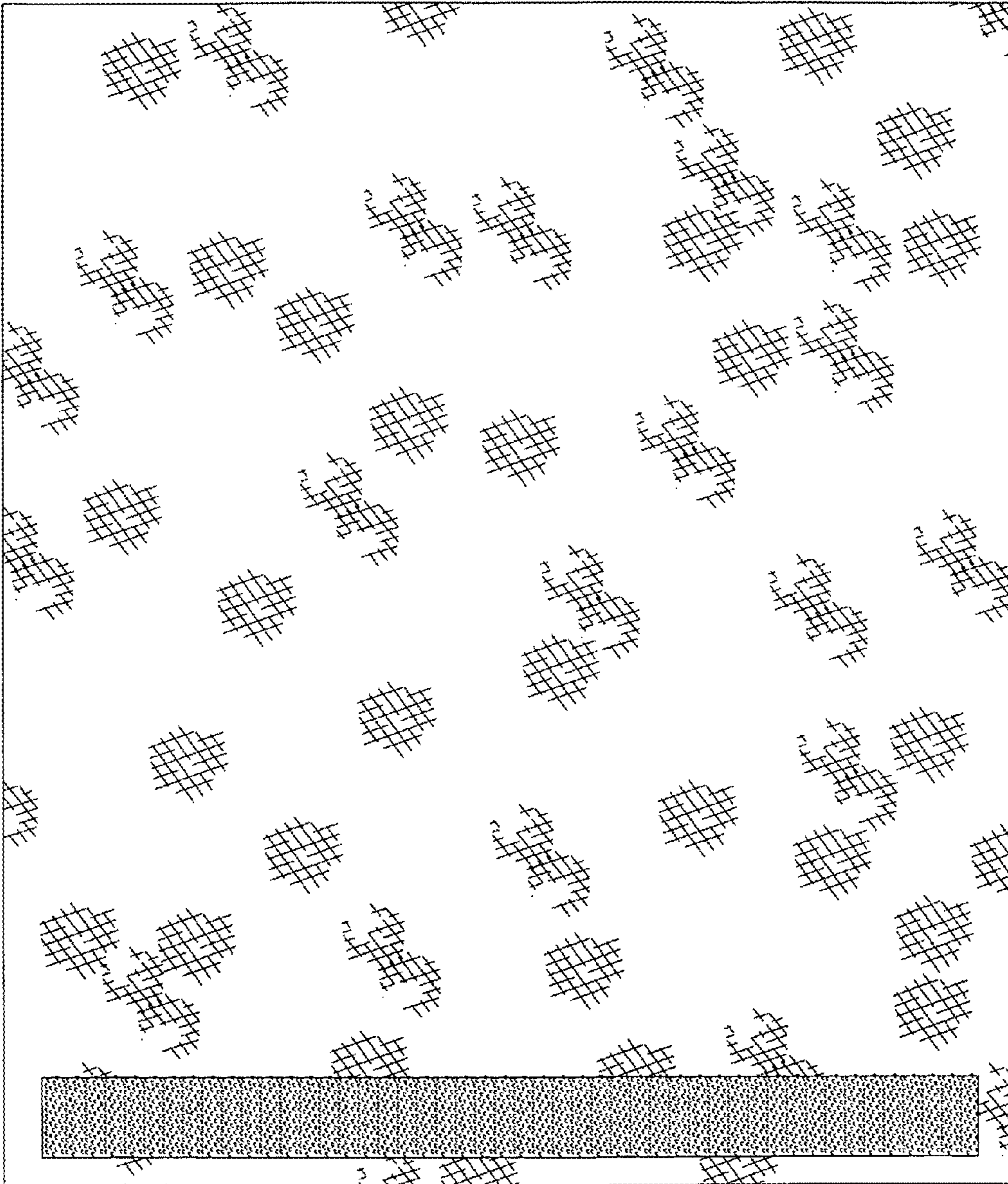


Fig. 4

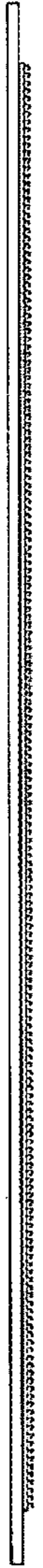


Fig. 5

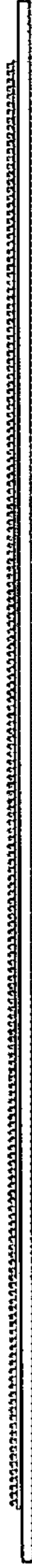


Fig. 6

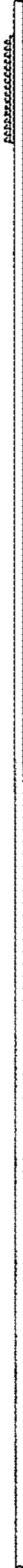


Fig. 7



Fig. 8