



US00D742975S

(12) **United States Design Patent**
Myers et al.

(10) **Patent No.:** **US D742,975 S**

(45) **Date of Patent:** **** Nov. 10, 2015**

(54) **GAMING MACHINE CABINET INCLUDING A CONVEX DISPLAY**

(56)

References Cited

U.S. PATENT DOCUMENTS

(71) Applicant: **BALLY GAMING, INC.**, Las Vegas, NV (US)

D380,014 S *	6/1997	Yang	D21/370
D463,504 S *	9/2002	Stephan	D21/369
D499,145 S *	11/2004	Yao	D20/7
D519,568 S *	4/2006	Yao	D21/325
D622,323 S *	8/2010	De Viveiros Ortiz	D21/325
D633,950 S *	3/2011	Terpstra et al.	D21/369
D684,637 S *	6/2013	Shelley et al.	D21/370
D697,558 S *	1/2014	Myers et al.	D21/325
8,641,535 B2 *	2/2014	McComb et al.	463/46
D705,872 S *	5/2014	Ortiz	D21/370

(72) Inventors: **Gordon H. Myers**, Reno, NV (US);
Joseph R. Hedrick, Reno, NV (US)

(73) Assignee: **Bally Gaming, Inc.**, Las Vegas, NV (US)

* cited by examiner

(**) Term: **14 Years**

Primary Examiner — Sandra Morris

(21) Appl. No.: **29/496,174**

(74) *Attorney, Agent, or Firm* — Marvin A. Hein; Philip J. Anderson

(22) Filed: **Jul. 10, 2014**

(57) **CLAIM**

(51) **LOC (10) Cl.** **21-03**

The ornamental design for a gaming machine cabinet including a convex display, as shown and described.

(52) **U.S. Cl.**

DESCRIPTION

USPC **D21/370**

(58) **Field of Classification Search**

USPC D21/325, 329, 331, 354, 369–375;
D14/302, 304–307; 273/156, 268, 274;
463/17, 20, 46–47

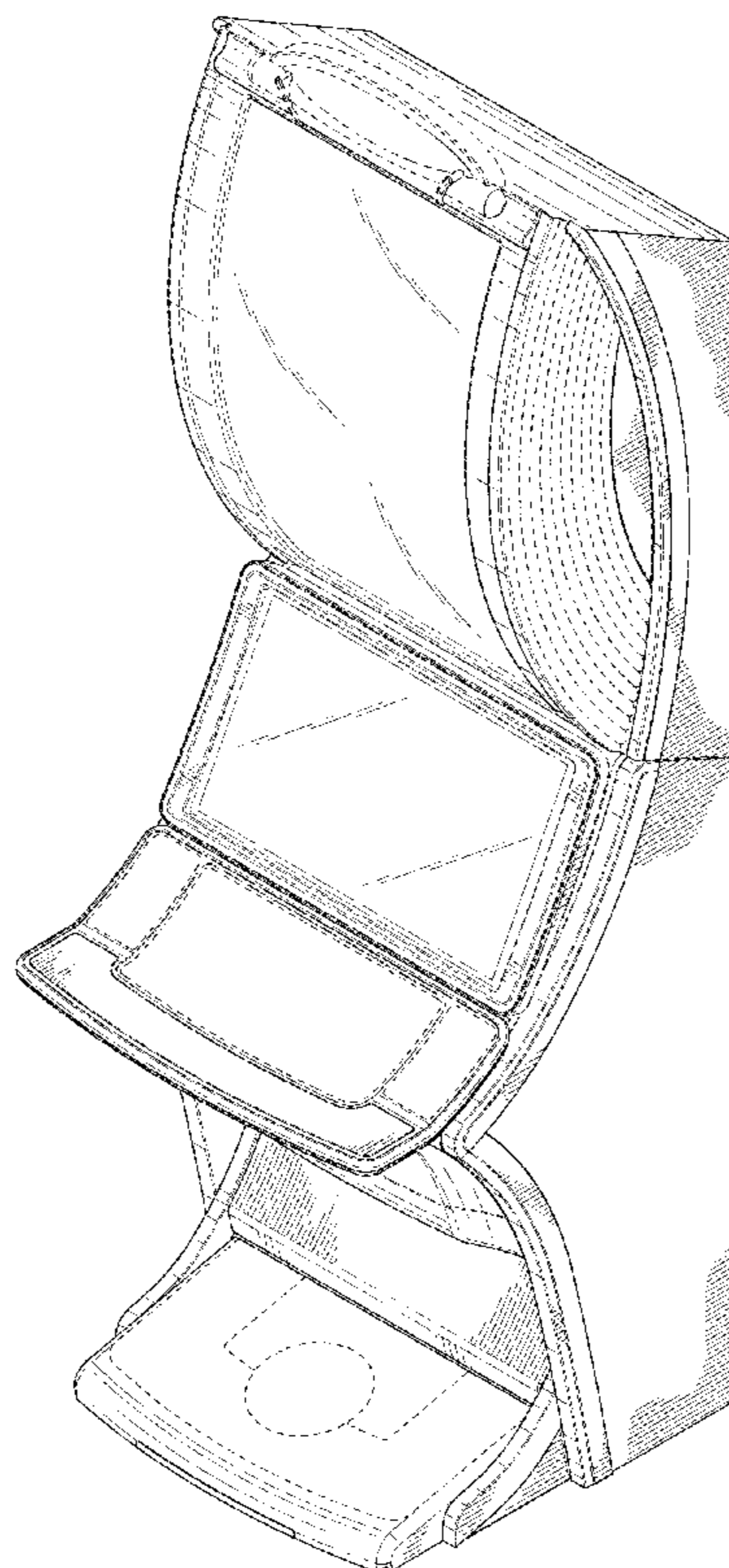
FIG. 1 is a perspective view of a gaming machine cabinet including a convex display, showing our new design; FIG. 2 is a front elevational view thereof; FIG. 3 is a right side elevational view thereof; FIG. 4 is a rear elevational view thereof; and, FIG. 5 is a top view thereof.

CPC . G07F 17/32; G07F 17/3211; G07F 17/3216;
G07F 17/332; G07F 17/3272–17/3283

The broken line showing is for illustrative purposes only, and forms no part of the claimed design.

See application file for complete search history.

1 Claim, 5 Drawing Sheets



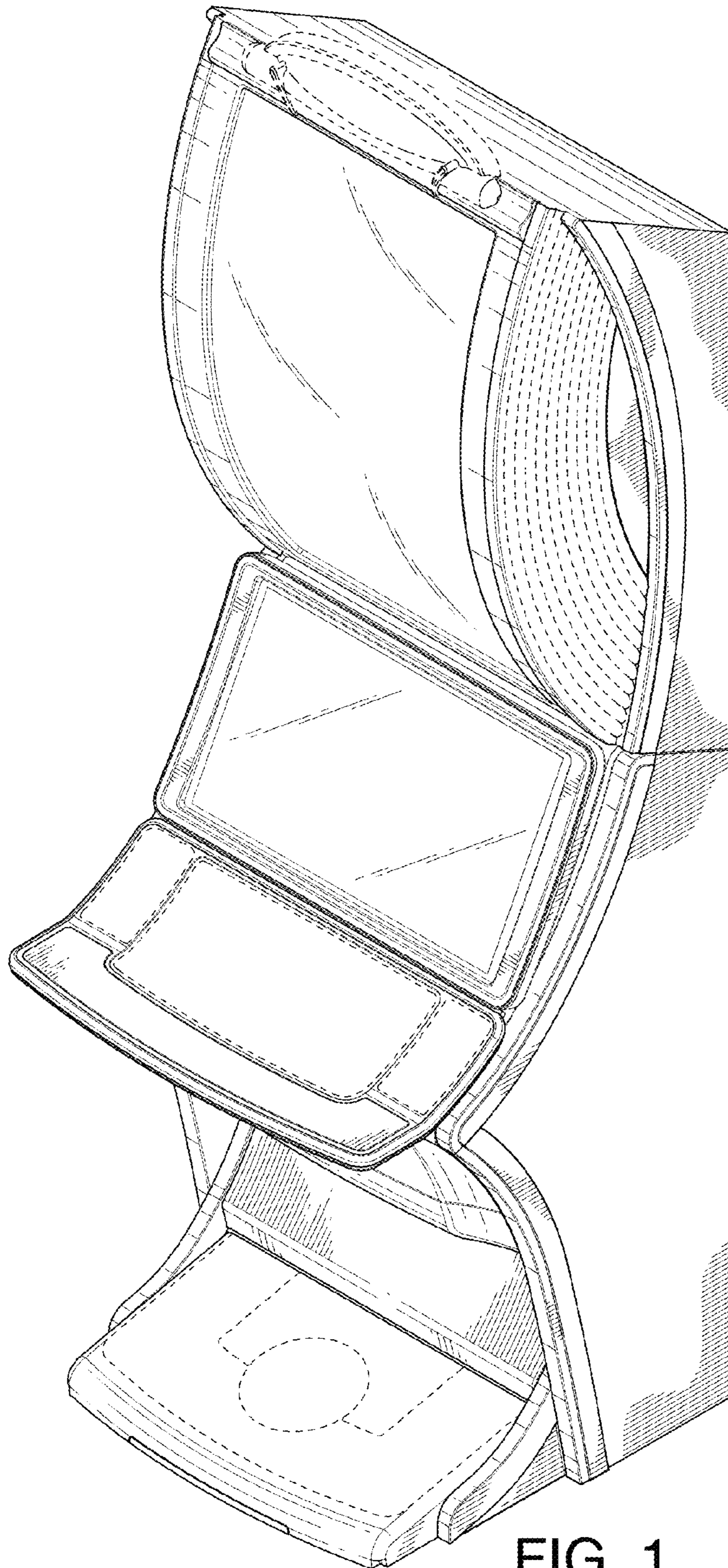


FIG. 1

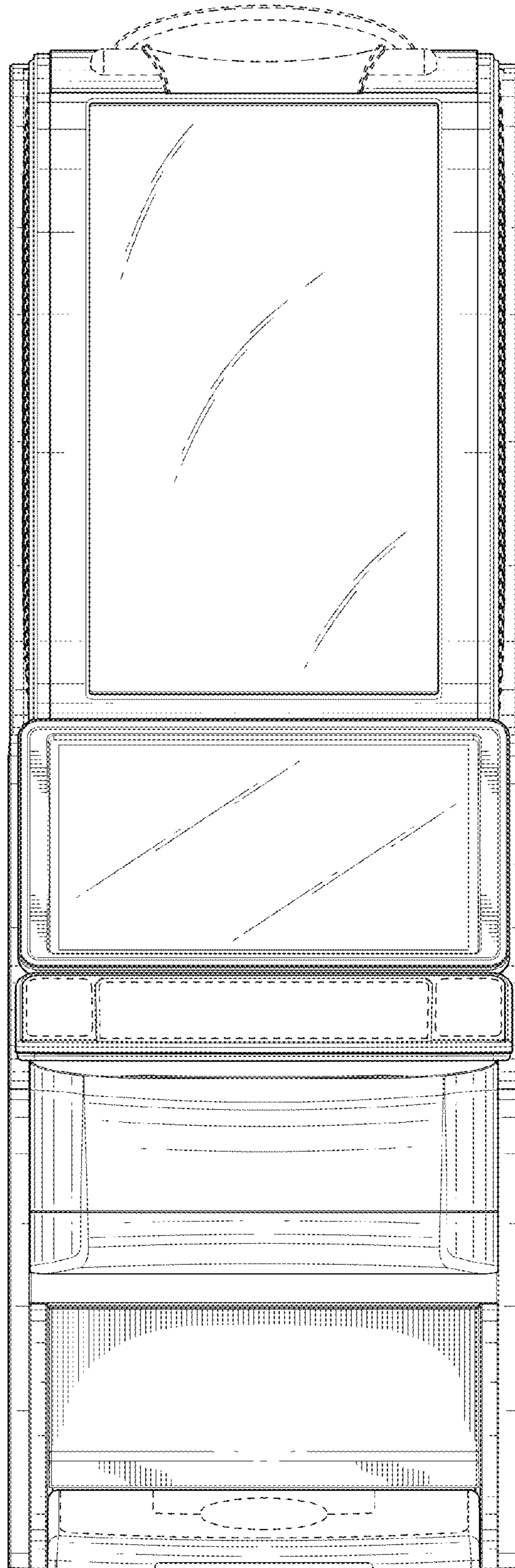


FIG. 2

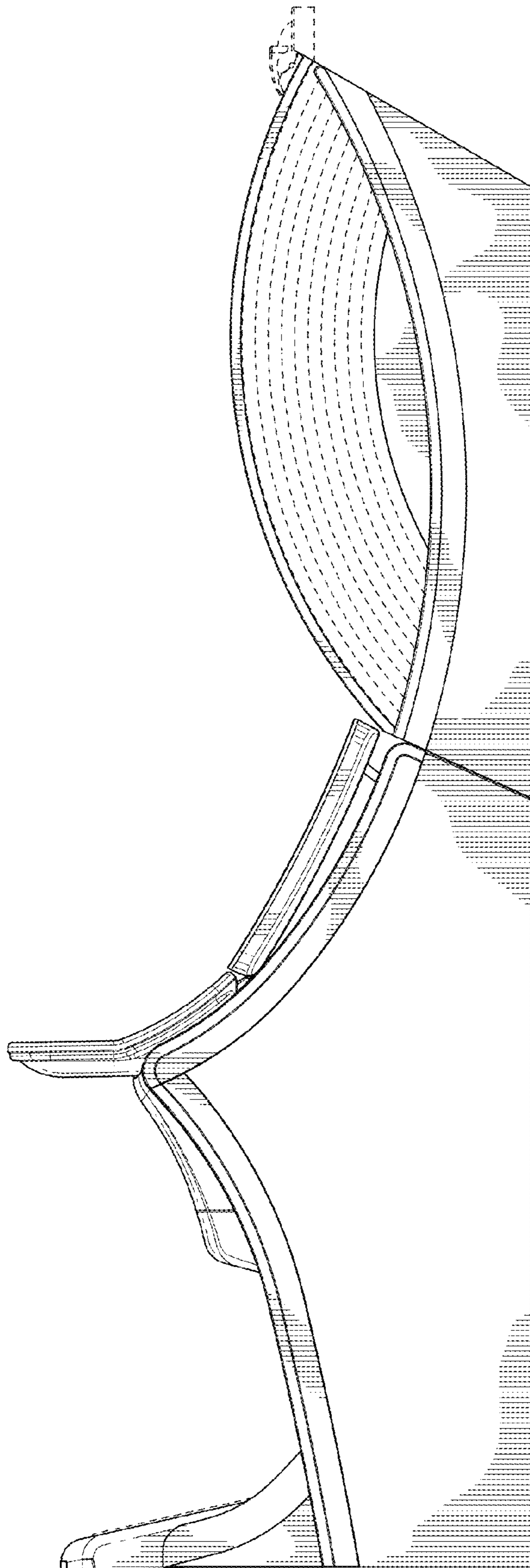


FIG. 3

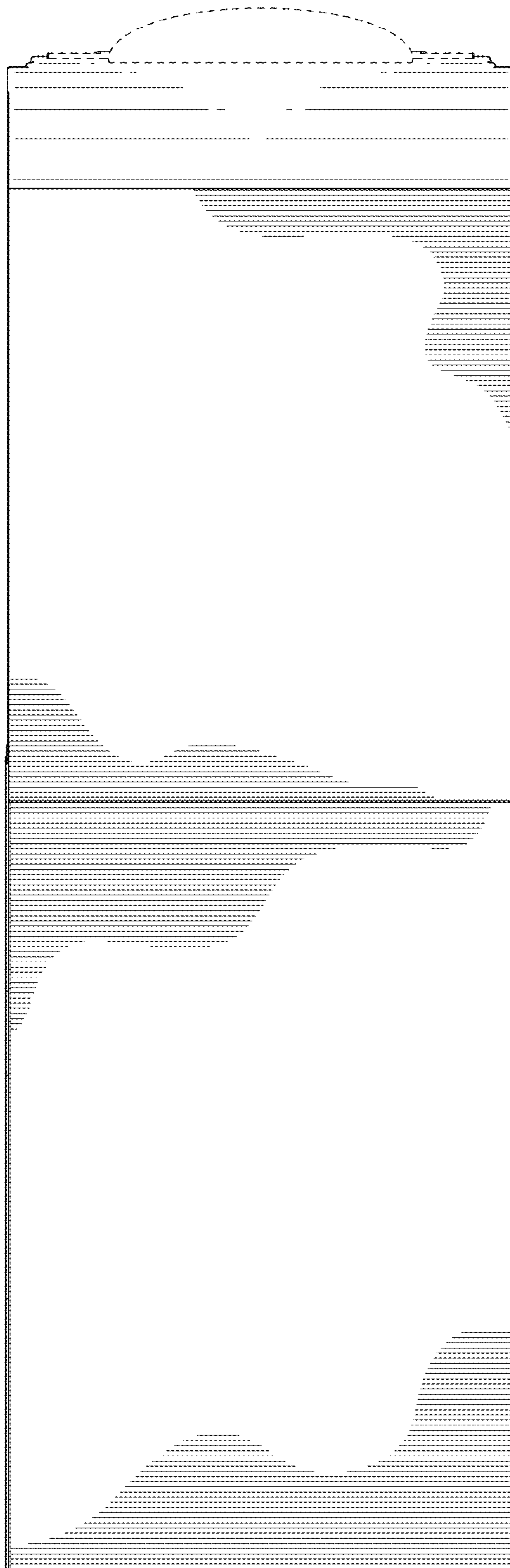


FIG. 4

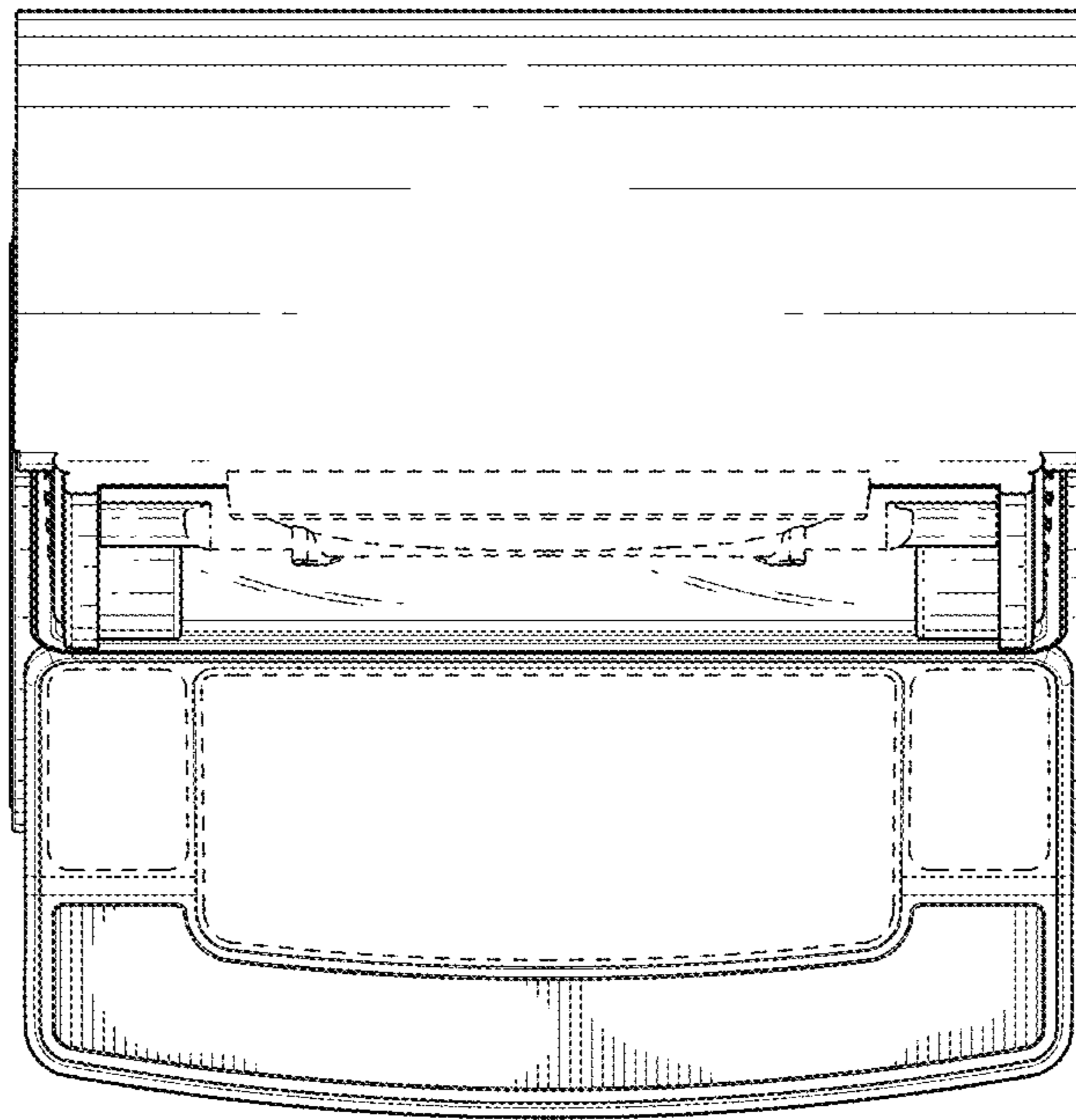


FIG. 5