



US00D742968S

(12) **United States Design Patent**
Marcinkowski

(10) **Patent No.:** **US D742,968 S**

(45) **Date of Patent:** **** Nov. 10, 2015**

(54) **SET OF LABELS FOR A SHAVING RAZOR**

(56) **References Cited**

(71) Applicant: **The Gillette Company**, Boston, MA
(US)

(72) Inventor: **Stanley Michael Marcinkowski**,
Peabody, MA (US)

(73) Assignee: **The Gillette Company**, Boston, MA
(US)

(**) Term: **14 Years**

(21) Appl. No.: **29/454,638**

(22) Filed: **May 13, 2013**

(51) **LOC (10) Cl.** **19-08**

(52) **U.S. Cl.**
USPC **D20/22**

(58) **Field of Classification Search**
USPC D20/10, 11, 19, 22-28, 40-42, 99;
40/5, 6, 124.01-124.09,
40/124.11-124.19, 124.191, 299.01, 306,
40/307, 310-313, 316, 340, 359, 360, 625,
40/626, 630, 638, 641, 668, 672, 675;
D9/434, 435, 457; D14/128, 189;
D28/9; 283/56, 71, 81, 101, 105;
428/40.1, 42.1-42.3, 914
CPC G09F 3/00; G09F 3/04; G09F 3/08;
G09F 3/10; G09F 3/14; G09F 3/16; G09F
3/20; G09F 3/207; G09F 3/0288; G09F
3/0289; G09F 3/0297; G09F 3/0298; G09F
7/18; G09F 7/22; G09F 1/00; G09F 1/02;
G09F 23/00; G09F 23/10; G09F 29/00;
G09F 29/02

See application file for complete search history.

U.S. PATENT DOCUMENTS

D98,281 S *	1/1936	Thorsen	D20/22
D129,474 S *	9/1941	Forsman	D20/23
3,826,549 A *	7/1974	Scholfield	312/59
D236,657 S *	9/1975	Reeves	D28/9
D447,054 S *	8/2001	Hill	D9/434
D477,086 S *	7/2003	Tsuruda et al.	D24/189
D487,907 S *	3/2004	Kumakura	D20/22
D534,313 S	12/2006	Provost et al.		
D534,315 S	12/2006	Provost et al.		
D534,686 S	1/2007	Provost et al.		
D534,688 S	1/2007	Provost et al.		
D537,203 S	2/2007	Provost et al.		
D614,491 S *	4/2010	Rhoad	D9/457
D620,532 S *	7/2010	Gordon	D20/22
D632,568 S *	2/2011	Caldwell et al.	D9/435
D632,569 S *	2/2011	Caldwell et al.	D9/435

OTHER PUBLICATIONS

U.S. Appl. No. 29/451,163, filed Mar. 28, 2013, Stanley M. Marcinkowski.

* cited by examiner

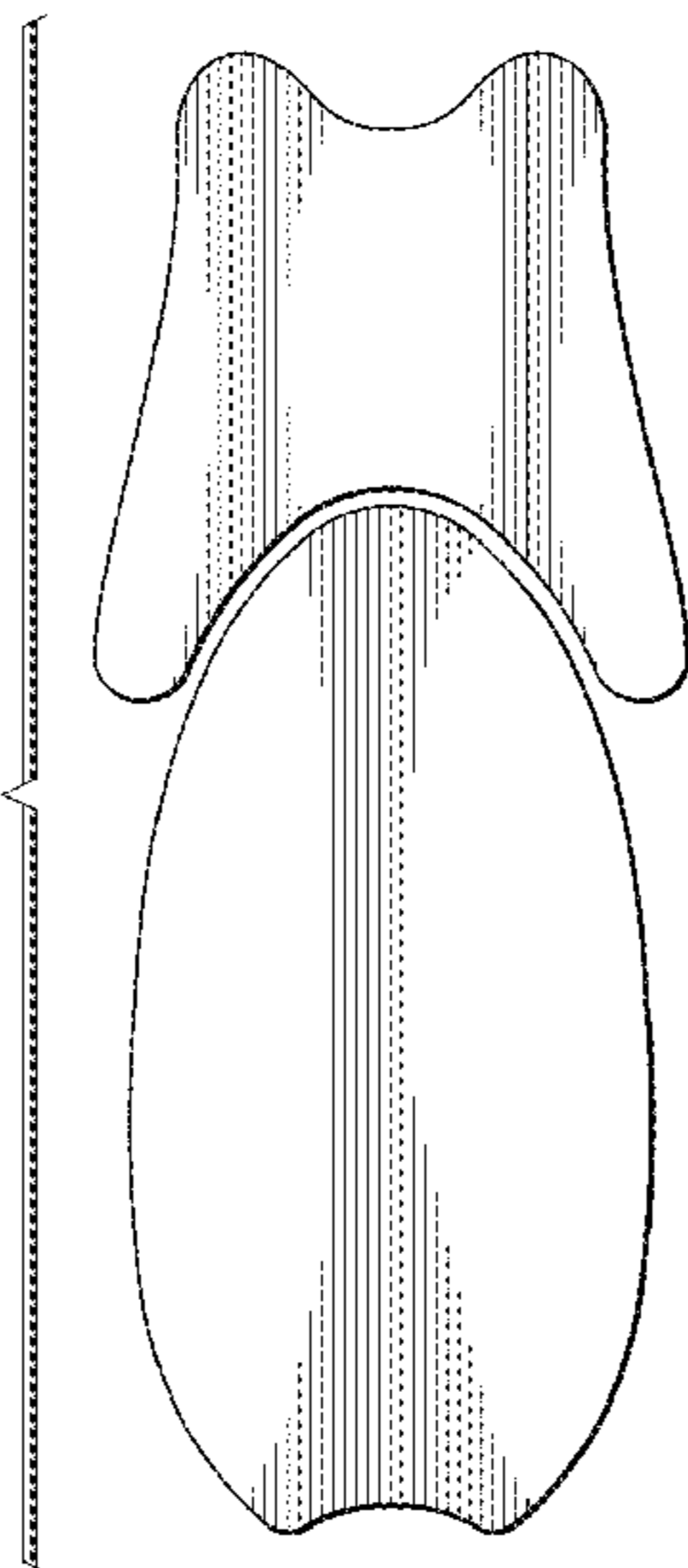
Primary Examiner — Mary Ann Calabrese
(74) *Attorney, Agent, or Firm* — John M. Lipchitz; Kevin C. Johnson; Steven W. Miller

(57) **CLAIM**
The ornamental design for a set of labels for a shaving razor, as shown and described.

DESCRIPTION

FIG. 1 is a perspective view of a set of labels for a shaving razor showing my new design;
FIG. 2 is a top view thereof;
FIG. 3 is a bottom view thereof;
FIG. 4 is a left view thereof;
FIG. 5 is a right view thereof;
FIG. 6 is a front view thereof; and,
FIG. 7 is a rear view thereof.

1 Claim, 3 Drawing Sheets



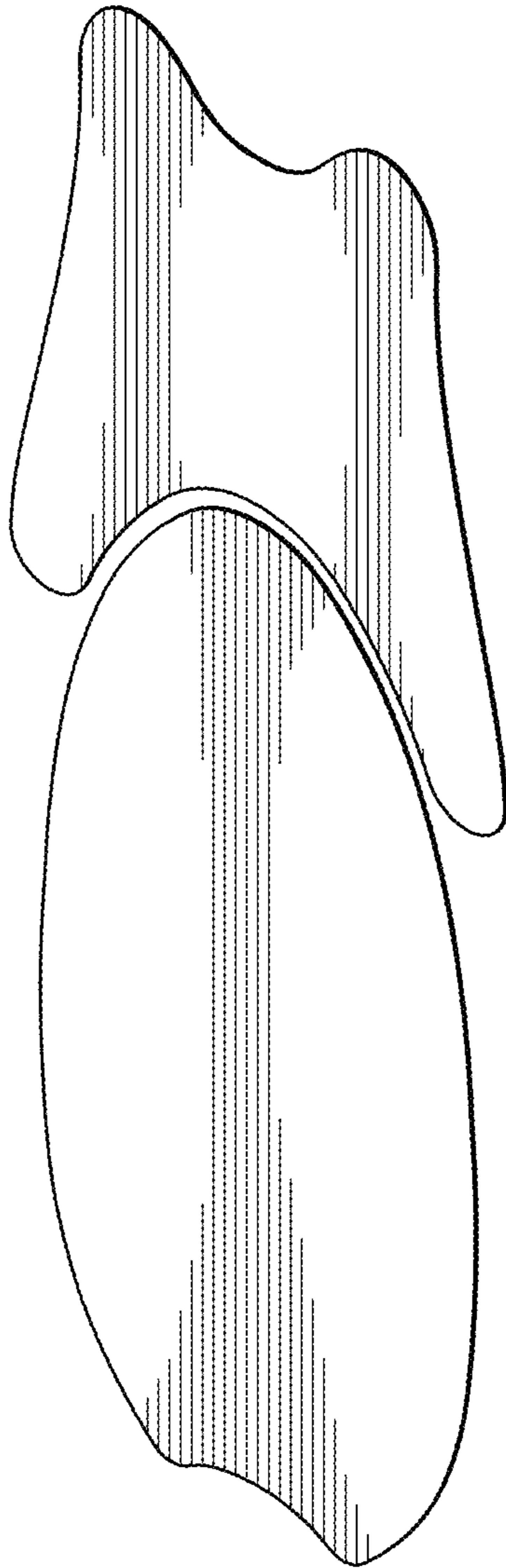


FIG. 1

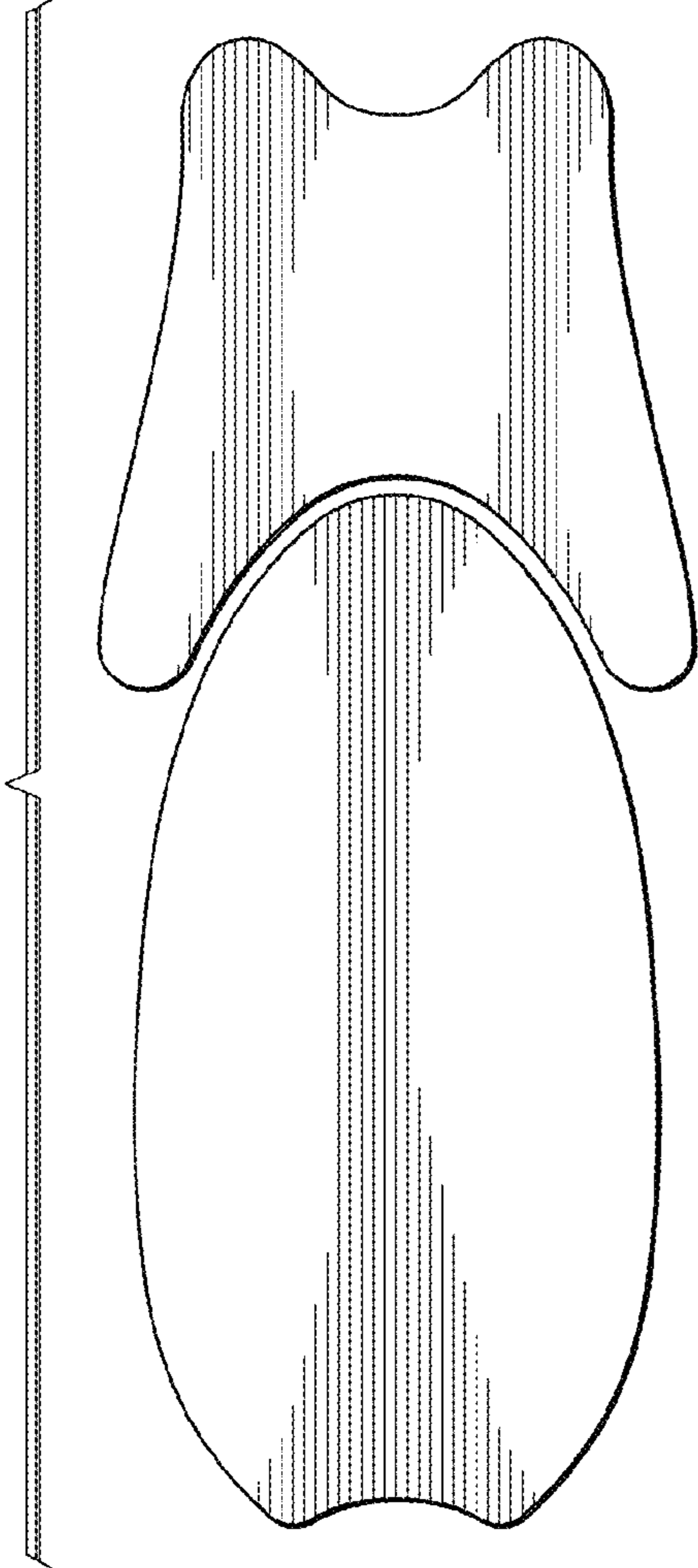


FIG. 2

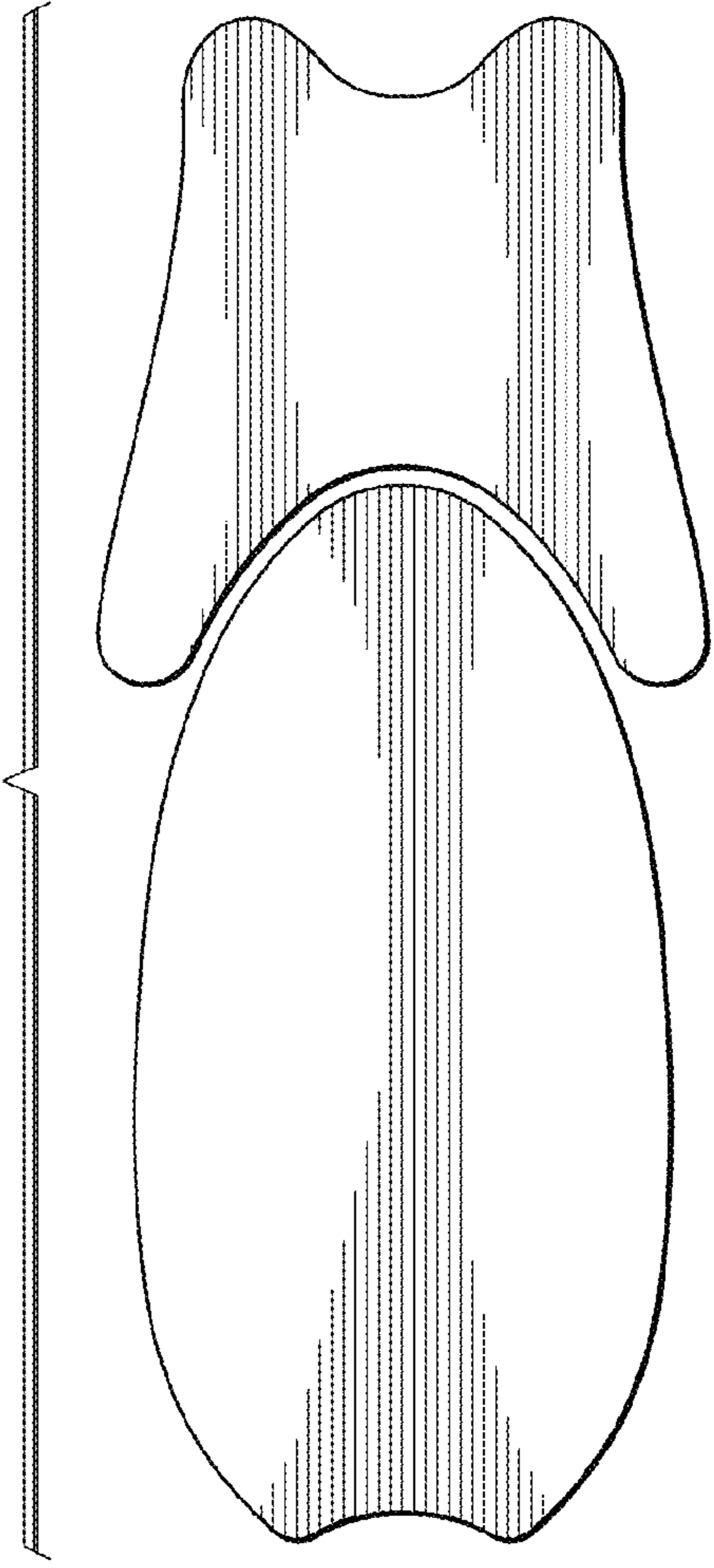


FIG. 3



FIG. 4



FIG. 5



FIG. 6



FIG. 7