



US00D742965S

(12) **United States Design Patent**
Tippy

(10) **Patent No.:** **US D742,965 S**

(45) **Date of Patent:** **** Nov. 10, 2015**

(54) **DUCT TAPE WITH BACON PATTERN**

(71) Applicant: **Bryan Joshua Tippy**, Springfield, IL
(US)

(72) Inventor: **Bryan Joshua Tippy**, Springfield, IL
(US)

(**) Term: **14 Years**

(21) Appl. No.: **29/475,665**

(22) Filed: **Dec. 5, 2013**

(51) **LOC (10) Cl.** **08-02**

(52) **U.S. Cl.**
USPC **D19/69**

(58) **Field of Classification Search**
USPC D10/71; D19/69; D24/189; D5/99;
33/494, 758, 562, 759; 101/288;
206/390; 40/638, 641; 428/43; D7/585;
D20/22, 42; D13/182
CPC .. C09J 7/04; C09J 2205/106; C09J 2400/263;
C08K 5/0066

See application file for complete search history.

(56) **References Cited**

U.S. PATENT DOCUMENTS

1,426,569	A *	8/1922	Ingram	206/390
2,764,501	A *	9/1956	Perri	428/43
3,001,306	A *	9/1961	Wilkinson	40/641
3,648,835	A *	3/1972	Yucel	428/156
4,007,835	A *	2/1977	Klothe	206/411
4,149,320	A *	4/1979	Troyer et al.	33/758

4,297,403	A *	10/1981	Smith	428/42.3
D421,528	S *	3/2000	Shakora	D5/99
6,039,995	A *	3/2000	Zamzow	426/518
D472,319	S *	3/2003	Oltmann	D24/189
6,756,102	B1 *	6/2004	Galo	428/43
D572,156	S *	7/2008	Payne	D10/71
D600,283	S *	9/2009	Alicea et al.	D19/69
D600,284	S *	9/2009	Yonestu et al.	D19/69
D602,988	S *	10/2009	Alicea et al.	D19/69
D602,989	S *	10/2009	Alicea et al.	D19/69
D611,541	S *	3/2010	Yonestu et al.	D19/69
D645,512	S *	9/2011	Matsumoto et al.	D19/69
D663,778	S *	7/2012	Fung et al.	D19/99
D692,056	S *	10/2013	Wolk et al.	D19/69
D715,950	S *	10/2014	Vanderheyden et al.	D24/189
D716,460	S *	10/2014	Vanderheyden et al.	D24/189
2003/0047566	A1 *	3/2003	DeVita	221/73

* cited by examiner

Primary Examiner — Austin Murphy

(57) **CLAIM**

I claim the ornamental design for the duct tape with bacon pattern, as shown.

DESCRIPTION

FIG. 1 is a top plan view thereof;
FIG. 2 is a bottom plan view thereof;
FIG. 3 is an end view thereof; and,
FIG. 4 is a right side elevational view thereof.

The tape is cut off at either end in FIGS. 1, 2 and 4 to indicate no particular length is claimed. The broken lines shown in the drawings are for information purposes only and no form or part of the claimed design.

1 Claim, 2 Drawing Sheets



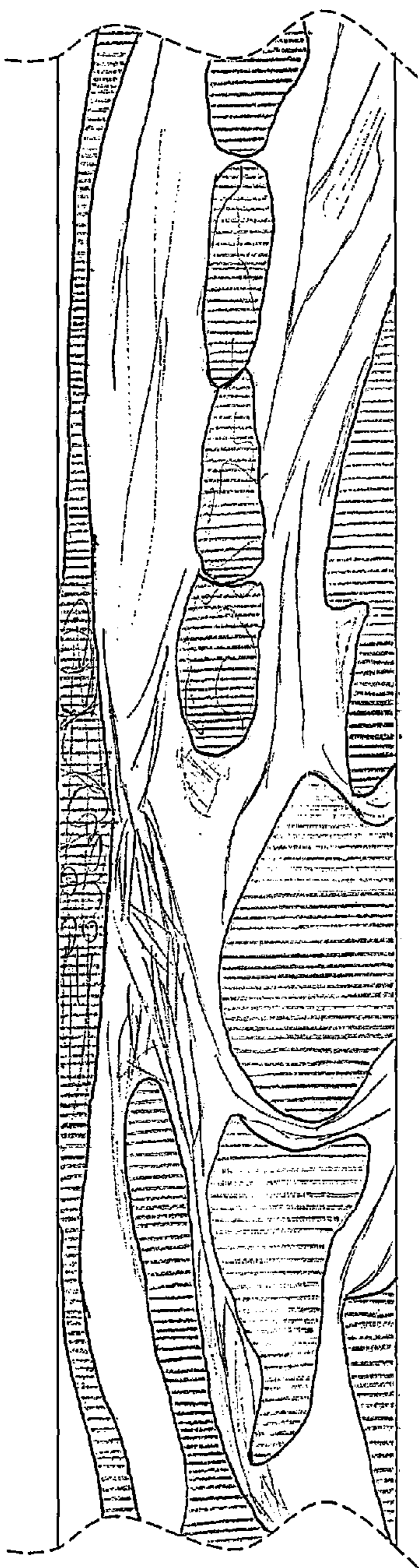


Figure 1

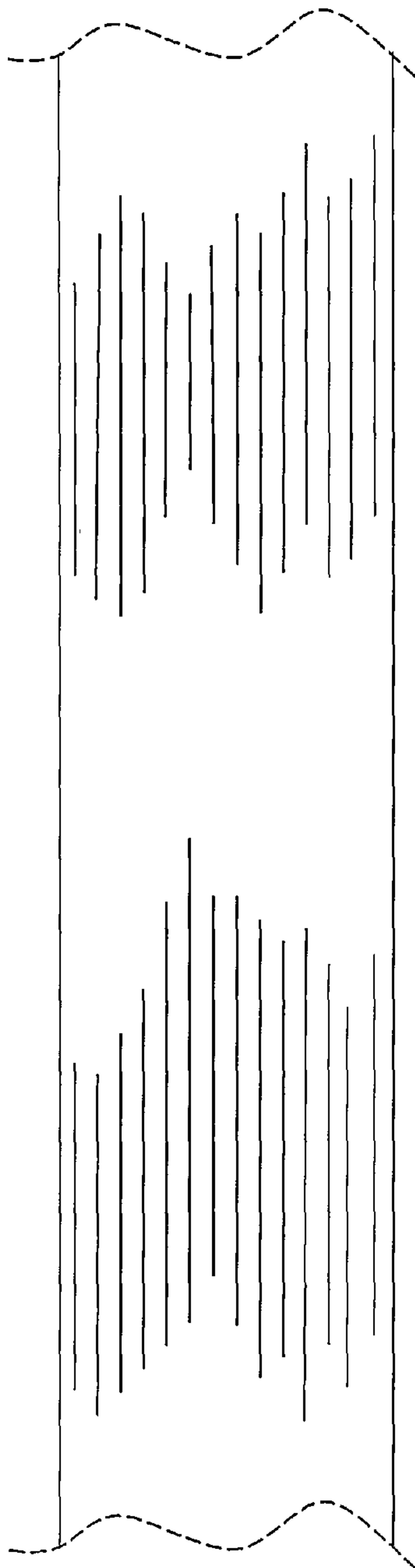


Figure 2



Figure 3

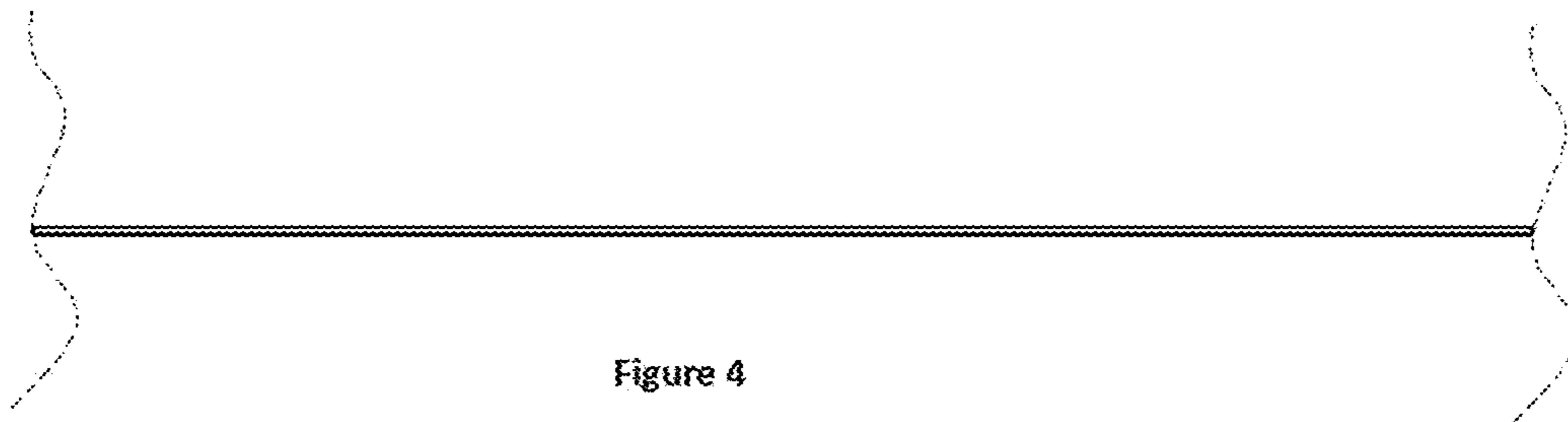


Figure 4