



US00D742946S

(12) **United States Design Patent**  
**Mikado**

(10) **Patent No.:** **US D742,946 S**

(45) **Date of Patent:** **\*\* Nov. 10, 2015**

- (54) **END MILL**
- (71) Applicant: **NIKKEN KOSAKUSHO WORKS, LTD.**, Daito-shi (JP)
- (72) Inventor: **Susumu Mikado**, Daito (JP)
- (73) Assignee: **NIKKEN KOSAKUSHO WORKS, LTD.**, Daito-shi (JP)
- (\*\*) Term: **14 Years**
- (21) Appl. No.: **29/511,618**
- (22) Filed: **Dec. 12, 2014**

(30) **Foreign Application Priority Data**

Aug. 1, 2014 (JP) ..... 2014-016851

- (51) **LOC (10) Cl.** ..... **15-09**
- (52) **U.S. Cl.**  
USPC ..... **D15/138**
- (58) **Field of Classification Search**  
USPC ..... D15/138-144.2, 21, 123; 299/104-111;  
241/207; 219/137.31, 137.42-137.44,  
219/137.61-137.63, 74, 75;  
166/241.6-241.7; D8/70; D23/213,  
D23/223; 239/419, 424.5, 549  
CPC ..... B23B 31/005; B23B 2231/0232;  
B23B 2231/02-2231/0204  
See application file for complete search history.

(56) **References Cited**

**U.S. PATENT DOCUMENTS**

- 4,285,618 A \* 8/1981 Shanley, Jr. .... D15/139
- 4,717,292 A 1/1988 Phillips
- D308,874 S 6/1990 Tsujimura et al.
- 5,234,293 A 8/1993 Mena
- D361,776 S \* 8/1995 Asano ..... D15/138

- 5,725,338 A \* 3/1998 Cabaret et al. .... 408/230
- 6,607,533 B2 8/2003 Del Rio et al.
- D560,698 S \* 1/2008 Omi ..... D15/139
- D579,033 S \* 10/2008 Miller et al. .... D15/139
- 7,896,590 B2 \* 3/2011 Miller et al. .... 408/226
- D678,369 S \* 3/2013 Santamarina ..... D15/139
- D686,646 S 7/2013 Mikado et al.
- D687,872 S \* 8/2013 Santamarina ..... D15/139
- 8,721,235 B2 5/2014 Kretzschmann et al.
- 8,753,046 B2 6/2014 Schneider et al.
- D717,847 S 11/2014 Mikado et al.
- 2011/0168453 A1 \* 7/2011 Kersten et al. .... 175/415
- 2013/0322980 A1 12/2013 Nakai et al.
- 2014/0154023 A1 \* 6/2014 Craig ..... 408/233

**FOREIGN PATENT DOCUMENTS**

- JP S49-022676 A 2/1974
- JP S58-173410 U 11/1983
- JP S63-097404 U 6/1988

\* cited by examiner

*Primary Examiner* — Susan Bennett Hattan

*Assistant Examiner* — Brett Miller

(74) *Attorney, Agent, or Firm* — W. F. Fasse

(57) **CLAIM**

The ornamental design for an end mill, as shown and described.

**DESCRIPTION**

FIG. 1 is a front view of an end mill showing my new design; FIG. 2 is a rear view thereof; FIG. 3 is a top plan view thereof; FIG. 4 is a bottom plan view thereof; FIG. 5 is a right side view thereof; and, FIG. 6 is a left side view thereof.

The broken lines in the drawings illustrate portions of the end mill that form no part of the claimed design.

**1 Claim, 2 Drawing Sheets**




FIG.1

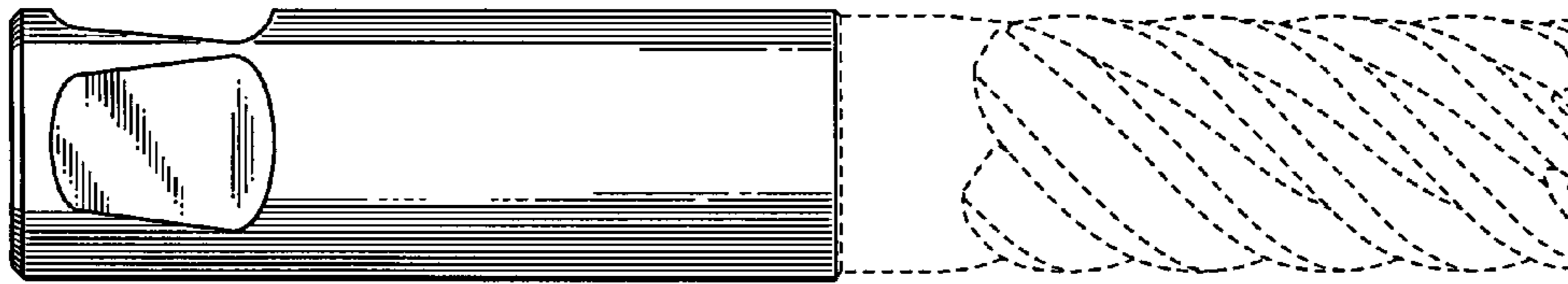


FIG.2

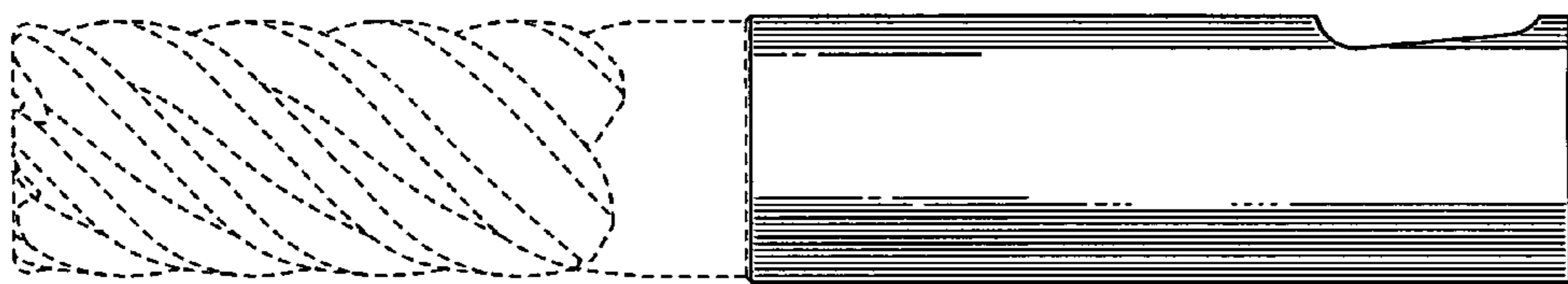


FIG.3

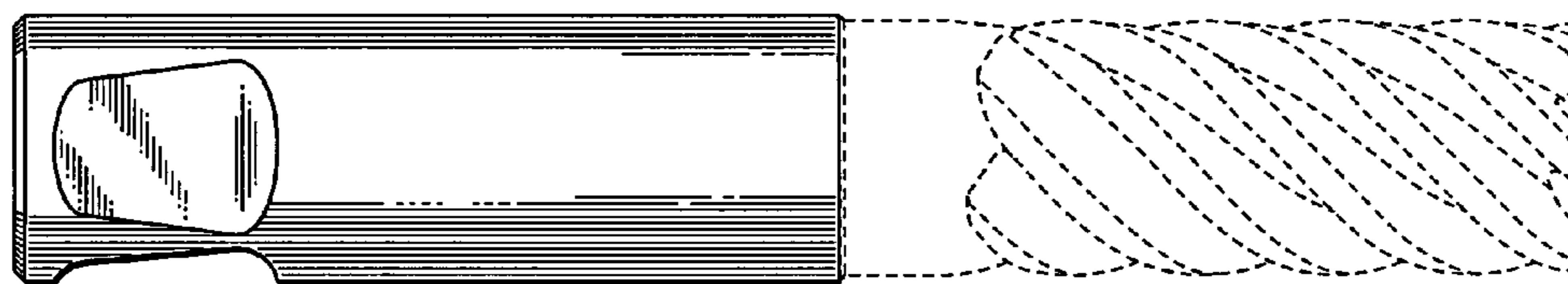


FIG.4

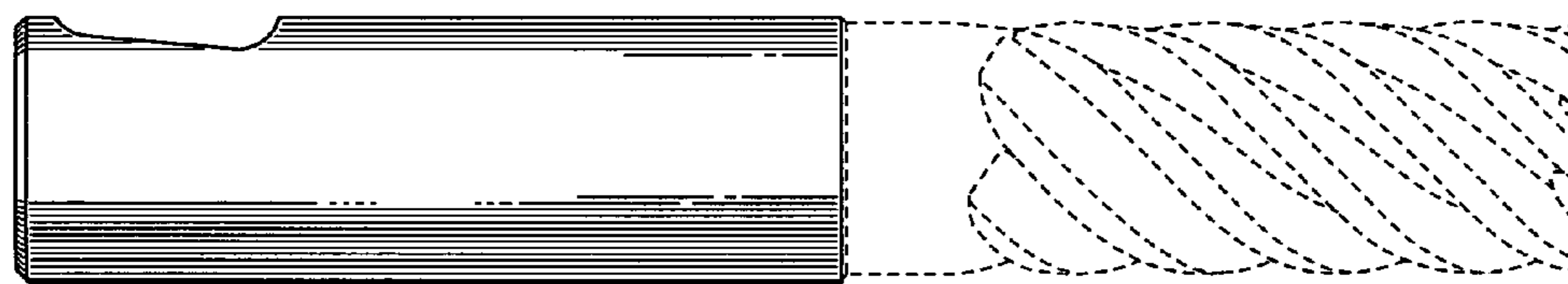


FIG.5

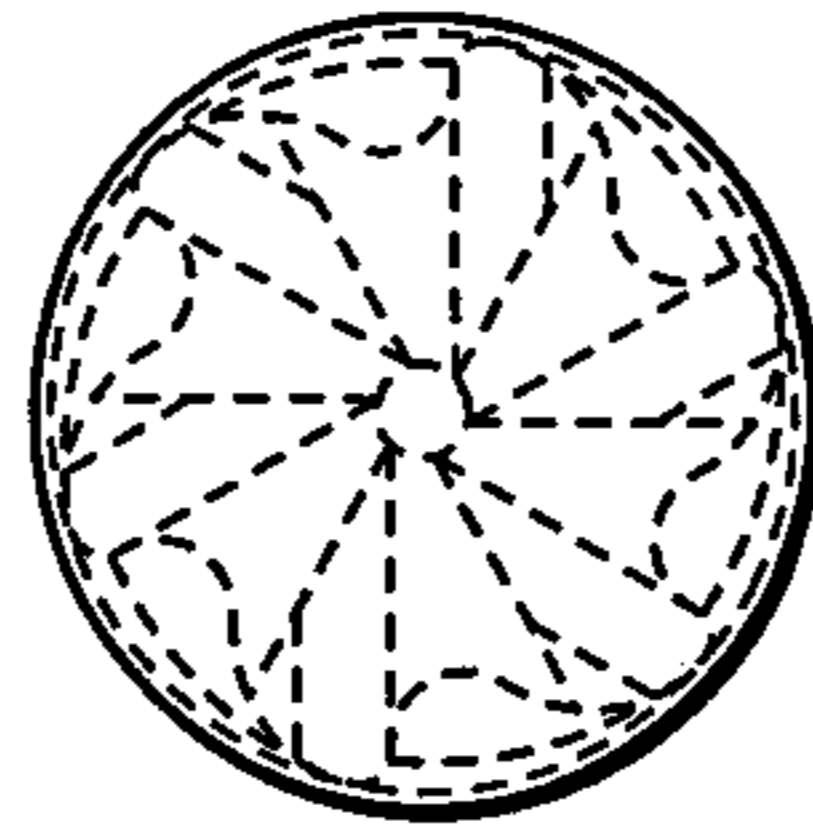


FIG.6

