



US00D742923S

(12) **United States Design Patent**
Andren et al.

(10) **Patent No.:** **US D742,923 S**
(45) **Date of Patent:** **** Nov. 10, 2015**

(54) **ENGINE BLOWER HOUSING WITH LOW PROFILE AIR CLEANER**

(71) Applicant: **Kohler Co.**, Kohler, WI (US)
(72) Inventors: **Travis J. Andren**, Sheboygan, WI (US); **Christopher D. Thorn**, Belgium, WI (US); **Anthony P. Freund**, Fond du Lac, WI (US); **Nicholas D. Conger**, Sheboygan, WI (US); **Daniel J. Luhman**, Kohler, WI (US); **Christopher M. Rector**, Kiel, WI (US); **Michael E. Smies**, Waldo, WI (US)

(73) Assignee: **Kohler Co.**, Kohler, WI (US)

(**) Term: **14 Years**

(21) Appl. No.: **29/519,698**

(22) Filed: **Mar. 6, 2015**

Related U.S. Application Data

(62) Division of application No. 29/438,836, filed on Dec. 4, 2012.

(51) **LOC (10) Cl.** **15-01**

(52) **U.S. Cl.**
USPC **D15/5**

(58) **Field of Classification Search**
USPC D15/1-6, 14, 17, 149; 123/22, 41, 34, 123/51 A, 606 R, 52.1, 50 A, 50 B, 54.1, 123/54.2, 54.4, 54.5, 65 R, 195 R, 195 HC, 123/657, 311; D32/15
CPC F02B 2075/027; F02B 75/20; F02B 75/22; F02B 2075/1816; F02B 2275/20; F02B 77/13; F02B 2075/025; F02B 2075/1808; F02B 2275/18; F02B 63/04; F02B 77/00; F01P 5/06; F01P 11/10; F02F 7/0039
See application file for complete search history.

(56) **References Cited**

U.S. PATENT DOCUMENTS

D330,897 S 11/1992 Carlson et al.
D352,042 S 11/1994 Davies, III
D352,043 S 11/1994 Davies, III
D396,045 S 7/1998 Neeley
D396,476 S 7/1998 Shimizu
D397,342 S 8/1998 Shimizu
D466,905 S 12/2002 Neeley et al.
D468,751 S 1/2003 Neeley et al.
D471,560 S 3/2003 Davis
D484,889 S 1/2004 Neeley et al.

(Continued)

OTHER PUBLICATIONS

Design U.S. Appl. No. 29/438,836, filed Dec. 4, 2012, 19 pages.

(Continued)

Primary Examiner — T. Chase Nelson

Assistant Examiner — Ania Aman

(74) *Attorney, Agent, or Firm* — Whyte Hirschboeck Dudek S.C.

(57) **CLAIM**

The ornamental design for an engine blower housing with low profile air cleaner, as shown and described.

DESCRIPTION

FIG. 1 is a perspective view of an engine blower housing with low profile air cleaner showing our new design;

FIG. 2 is a top view thereof;

FIG. 3 is a rear view thereof;

FIG. 4 is a right side view thereof;

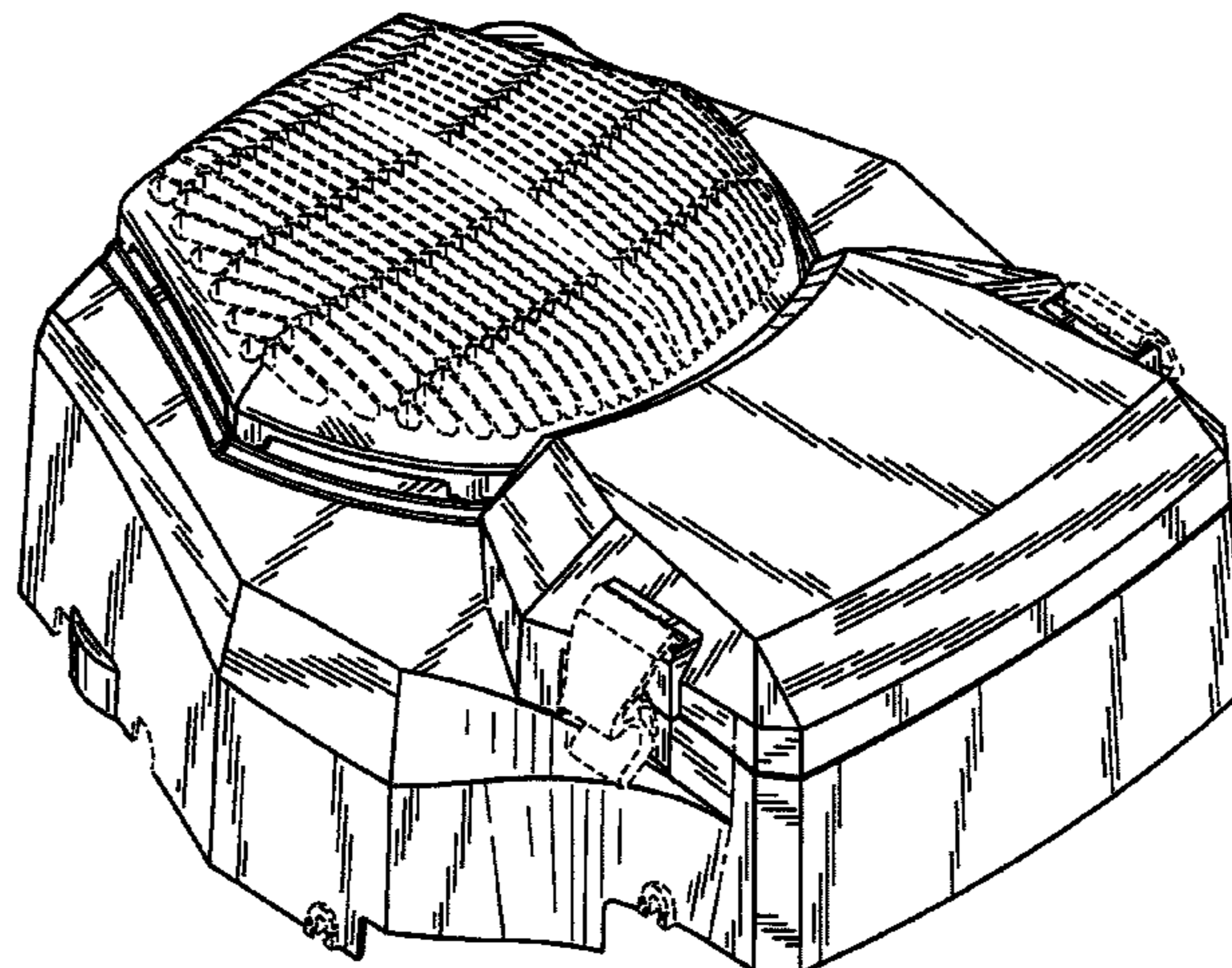
FIG. 5 is a left side view thereof;

FIG. 6 is a front view thereof; and,

FIG. 7 is a bottom view thereof.

The broken lines showing in the figures are for purposes of illustrating portions of the engine blower housing with low profile air cleaner (or associated components) only and form no part of the claimed design.

1 Claim, 4 Drawing Sheets



(56)

References Cited

OTHER PUBLICATIONS

U.S. PATENT DOCUMENTS

D487,751 S	3/2004	Neeley et al.	
D491,192 S	6/2004	Davis	
D491,193 S	6/2004	Davis	
D513,012 S	12/2005	Strandell et al.	
D513,754 S	1/2006	Strandell et al.	
D525,991 S	8/2006	Walters	
D527,022 S	8/2006	Walters	
D527,741 S	9/2006	Vervoorn	
D538,823 S	3/2007	Vervoorn	
D548,750 S	8/2007	Neeley et al.	
D553,645 S	10/2007	Drew et al.	
D572,271 S	7/2008	Maeda	
D583,831 S	12/2008	Post et al.	
D594,878 S	6/2009	Post et al.	
D598,471 S	8/2009	Wang et al.	
D667,464 S	9/2012	Tiefenthaler	
D671,959 S	12/2012	Burey et al.	
D691,177 S	10/2013	Tiefenthaler	
D708,645 S	7/2014	Sarder et al.	
2006/0169256 A1*	8/2006	Lavender et al.	123/559.1
2014/0271132 A1*	9/2014	Le Roy et al.	415/119

Restriction Requirement for U.S. Appl. No. 29/438,836 dated Nov. 13, 2014, 4 pages.

Notice of Allowance for U.S. Appl. No. 29/438,836 dated Dec. 17, 2014, 8 pages.

Design U.S. Appl. No. 29/438,837, filed Dec. 4, 2012, 19 pages.

Restriction Requirement for U.S. Appl. No. 29/438,837 dated Nov. 13, 2014, 4 pages.

Notice of Allowance for U.S. Appl. No. 29/438,837 dated Jan. 2, 2015, 8 pages.

Design U.S. Appl. No. 29/441,382, filed Jan. 4, 2013, 10 pages.

Restriction Requirement for U.S. Appl. No. 29/441,382 dated Nov. 19, 2014, 4 pages.

Notice of Allowance for U.S. Appl. No. 29/441,382 dated Dec. 23, 2014, 7 pages.

Design U.S. Appl. No. 29/519,693, filed Mar. 6, 2015, 6 pages.

Design U.S. Appl. No. 29/519,694, filed Mar. 6, 2015, 6 pages.

Design U.S. Appl. No. 29/519,699, filed Mar. 6, 2015, 6 pages.

Design U.S. Appl. No. 29/519,703, filed Mar. 6, 2015, 6 pages.

Design U.S. Appl. No. 29/519,704, filed Mar. 6, 2015, 6 pages.

* cited by examiner

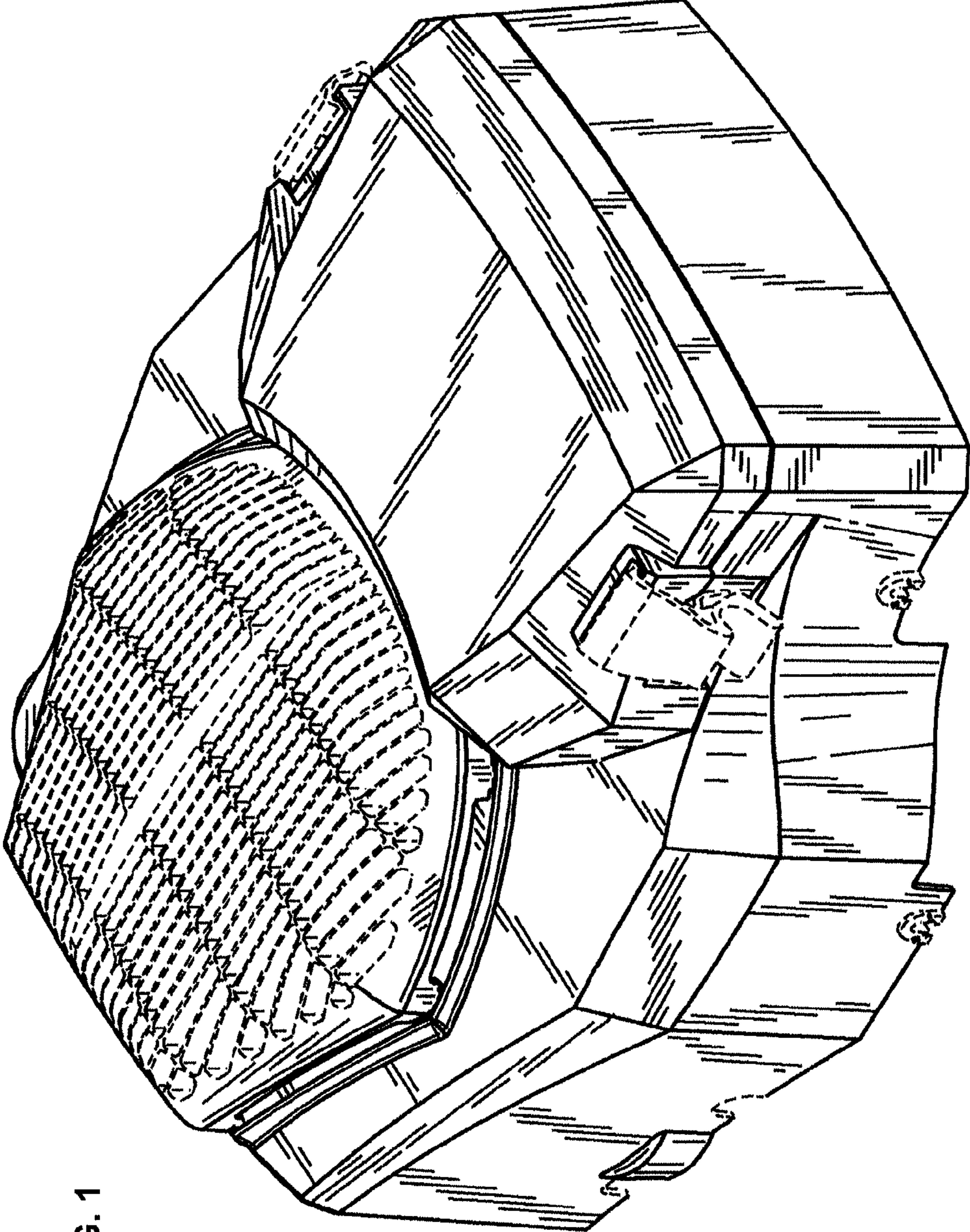


FIG. 1

FIG. 2


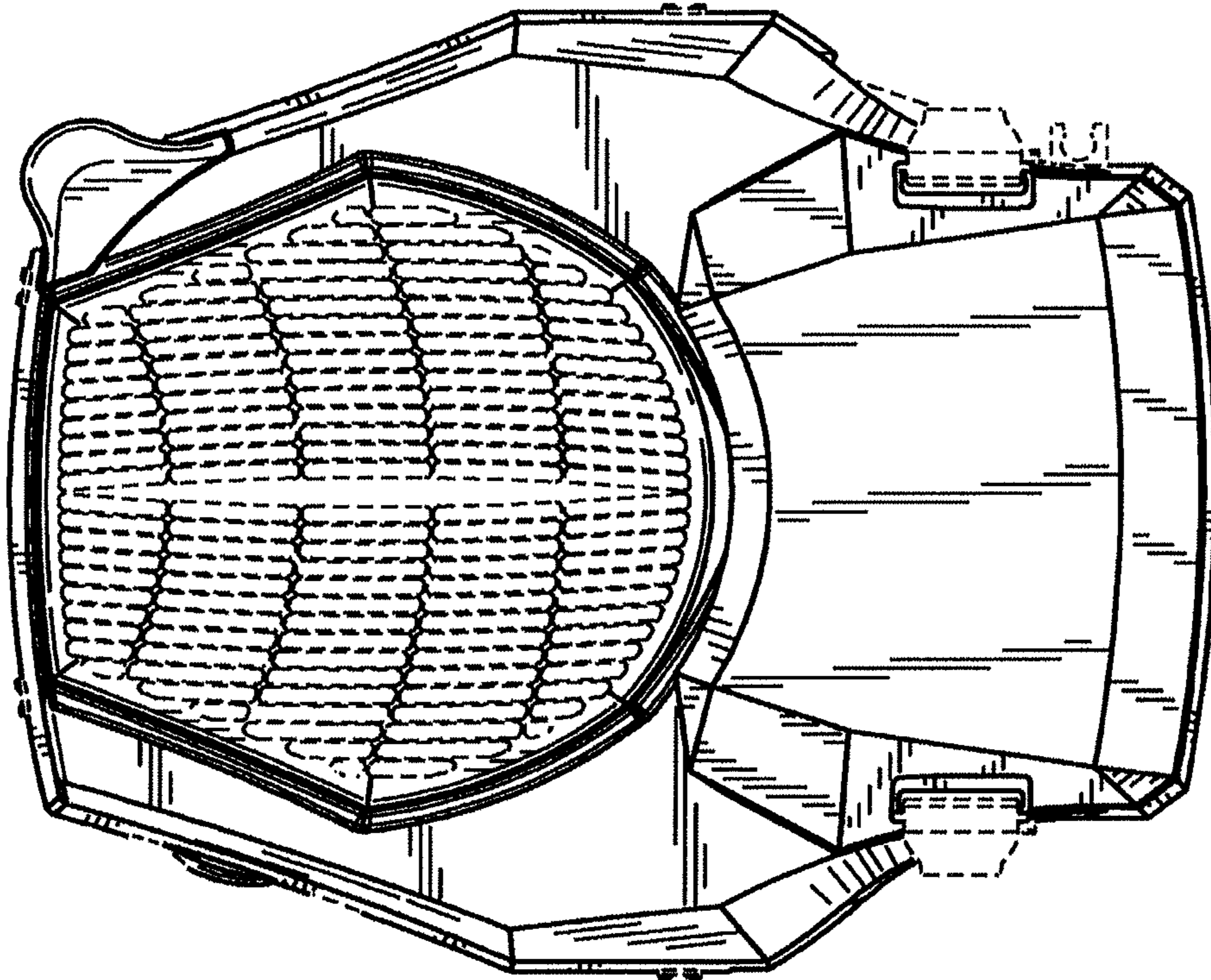


FIG. 3

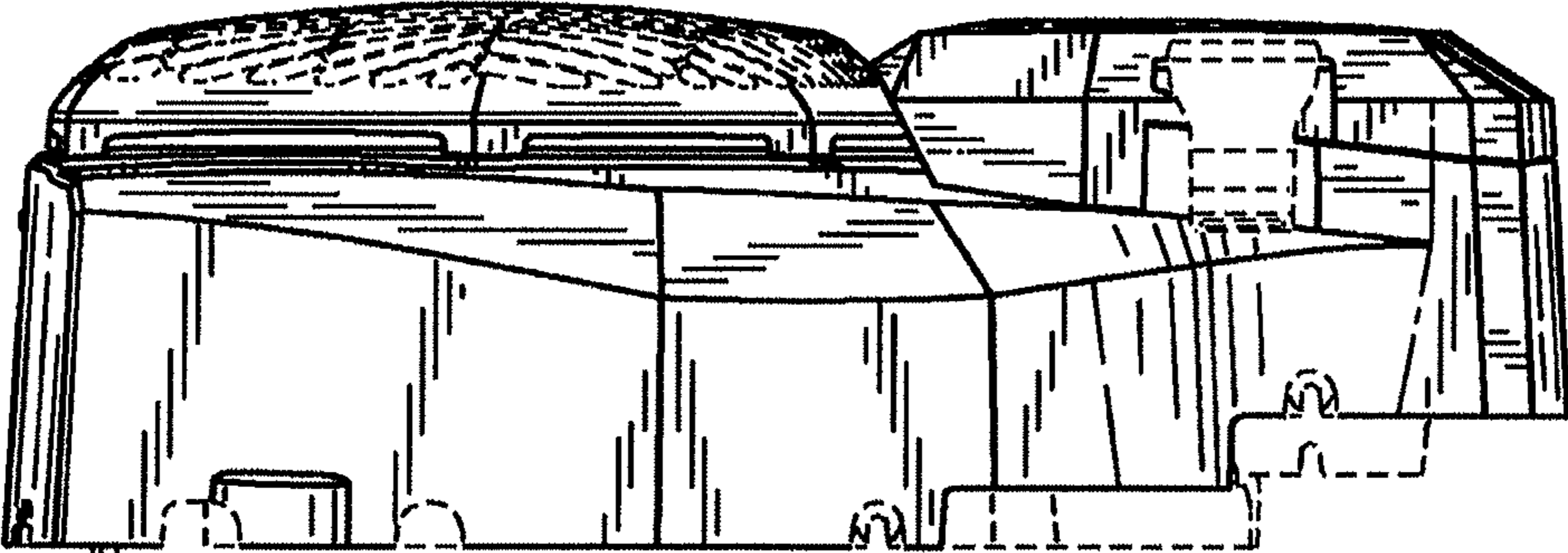


FIG. 4


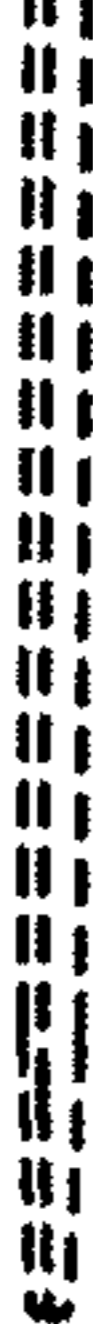


FIG. 5






FIG. 6

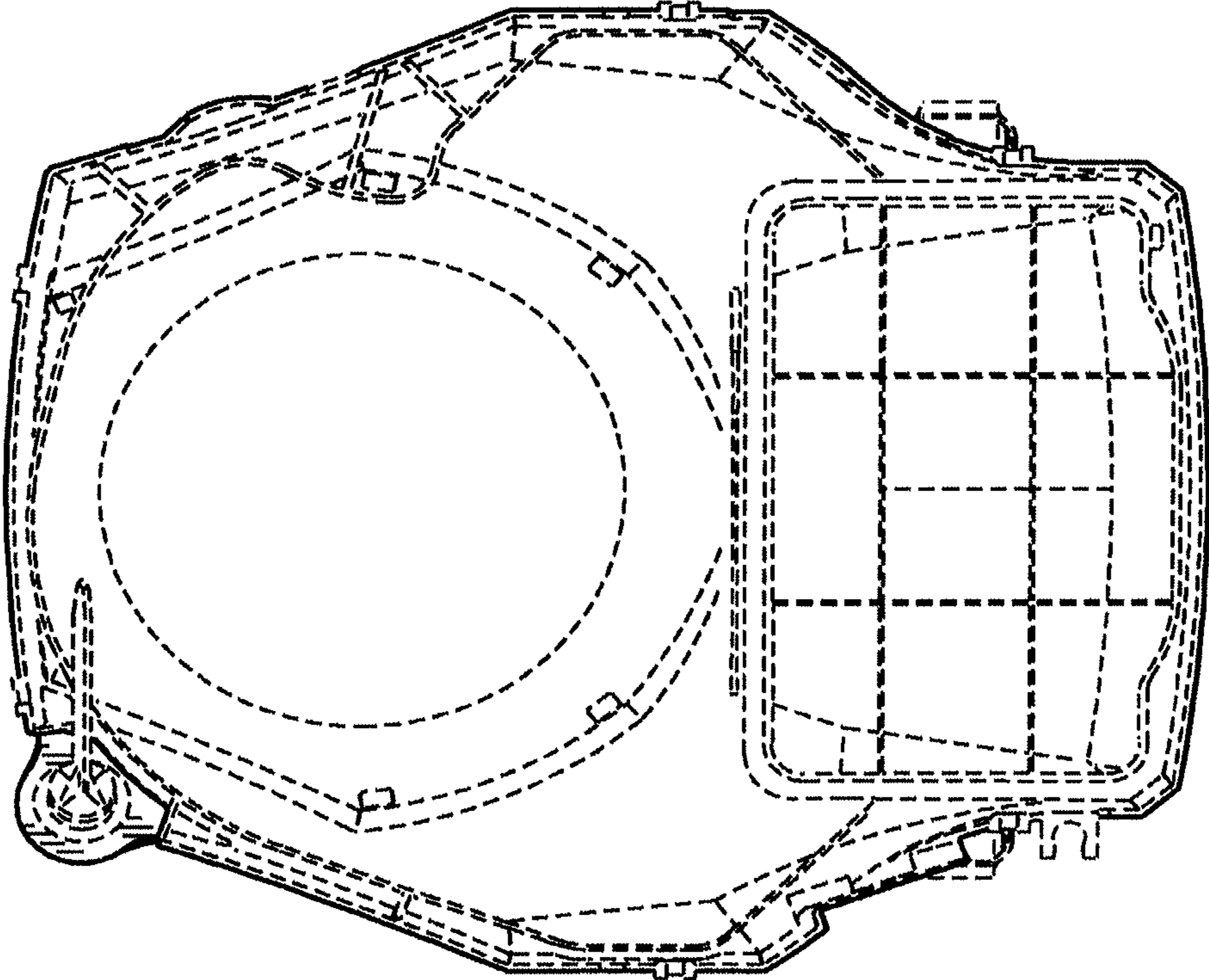
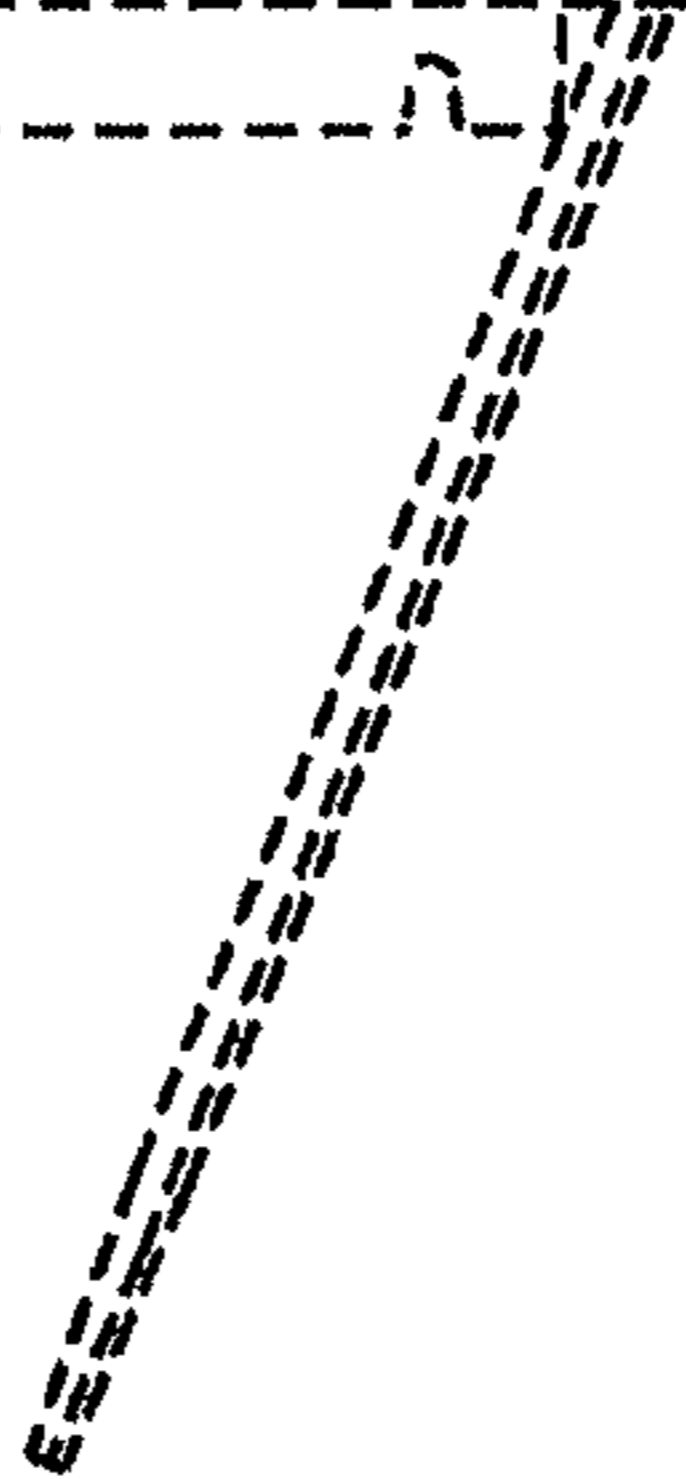


FIG. 7