



US00D742912S

(12) **United States Design Patent**
Tseng et al.

(10) **Patent No.:** **US D742,912 S**
(45) **Date of Patent:** **** Nov. 10, 2015**

(54) **SCREEN FOR A MOBILE TERMINAL DEVICE WITH GRAPHICAL USER INTERFACE**

Primary Examiner — Karen E Kearney
Assistant Examiner — John Reickel
(74) *Attorney, Agent, or Firm* — Capitol City TechLaw

(71) Applicants: **Feilang Tseng**, Kyoto (JP); **Shuhei Kawakami**, Nagaokakyo (JP); **Yuzuki Tamai**, Kyoto (JP)

(57) **CLAIM**

The ornamental design for a screen for a mobile terminal device with a graphical user interface, as shown and described.

(72) Inventors: **Feilang Tseng**, Kyoto (JP); **Shuhei Kawakami**, Nagaokakyo (JP); **Yuzuki Tamai**, Kyoto (JP)

(73) Assignee: **OMRON HEALTHCARE Co., Ltd.**, Kyoto (JP)

DESCRIPTION

(**) Term: **14 Years**

The file of this patent contains a least one drawing/photograph executed in color. Copies of this patent with color drawings/photographs will be provided by the United States Patent and Trademark Office upon request and payment of the necessary fee.

(21) Appl. No.: **29/466,648**

FIG. 1 is a front, top, and right side perspective view of a screen for a mobile terminal device with a graphical user interface showing our new design;

(22) Filed: **Sep. 10, 2013**

FIG. 2 is a front view thereof;

(30) **Foreign Application Priority Data**

Mar. 14, 2013 (JP) 2013-005663

FIG. 3 is a reference view of FIG. 2;

(51) **LOC (10) Cl.** **14-04**

FIG. 4 is a rear view thereof;

(52) **U.S. Cl.**
USPC **D14/487**

FIG. 5 is a top view thereof;

(58) **Field of Classification Search**

USPC D14/485–495

FIG. 6 is a bottom view thereof;

CPC G06F 3/0482; G06F 3/04842; G06F 3/04817; G06F 3/048; G06F 17/211; G06F 17/212

FIG. 7 is a right side view thereof;

See application file for complete search history.

FIG. 8 is a left side view thereof; and,

(56) **References Cited**

U.S. PATENT DOCUMENTS

D669,486 S * 10/2012 Garn et al. D14/485
D697,931 S * 1/2014 Lee et al. D14/486
D697,939 S * 1/2014 Lee et al. D14/486
2008/0155473 A1 * 6/2008 Duhig 715/818

FIG. 9 is an enlarged detail view of the area 9 circumscribed on FIG. 3 of the screen for a mobile terminal device with a graphical user interface.

The broken line showing of elements of a graphical user interface including text and symbols is included for the purpose of illustrating portions of the article and forms no part of the claimed design. The broken line showing of a mobile terminal device is included for the purpose of illustrating environmental structure and forms no part of the claimed design.

* cited by examiner

1 Claim, 9 Drawing Sheets
(4 of 9 Drawing Sheet(s) Filed in Color)

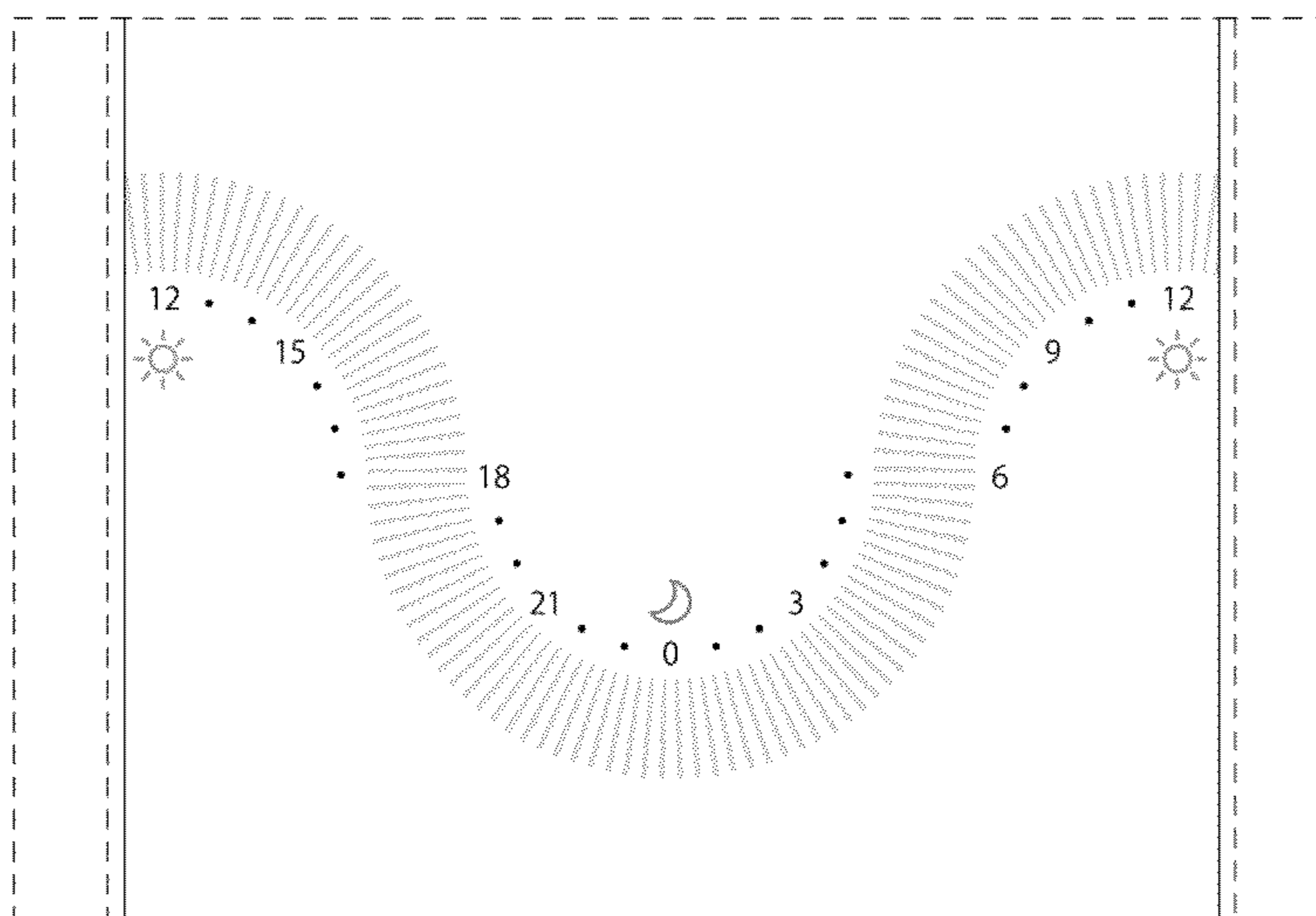


FIG.1

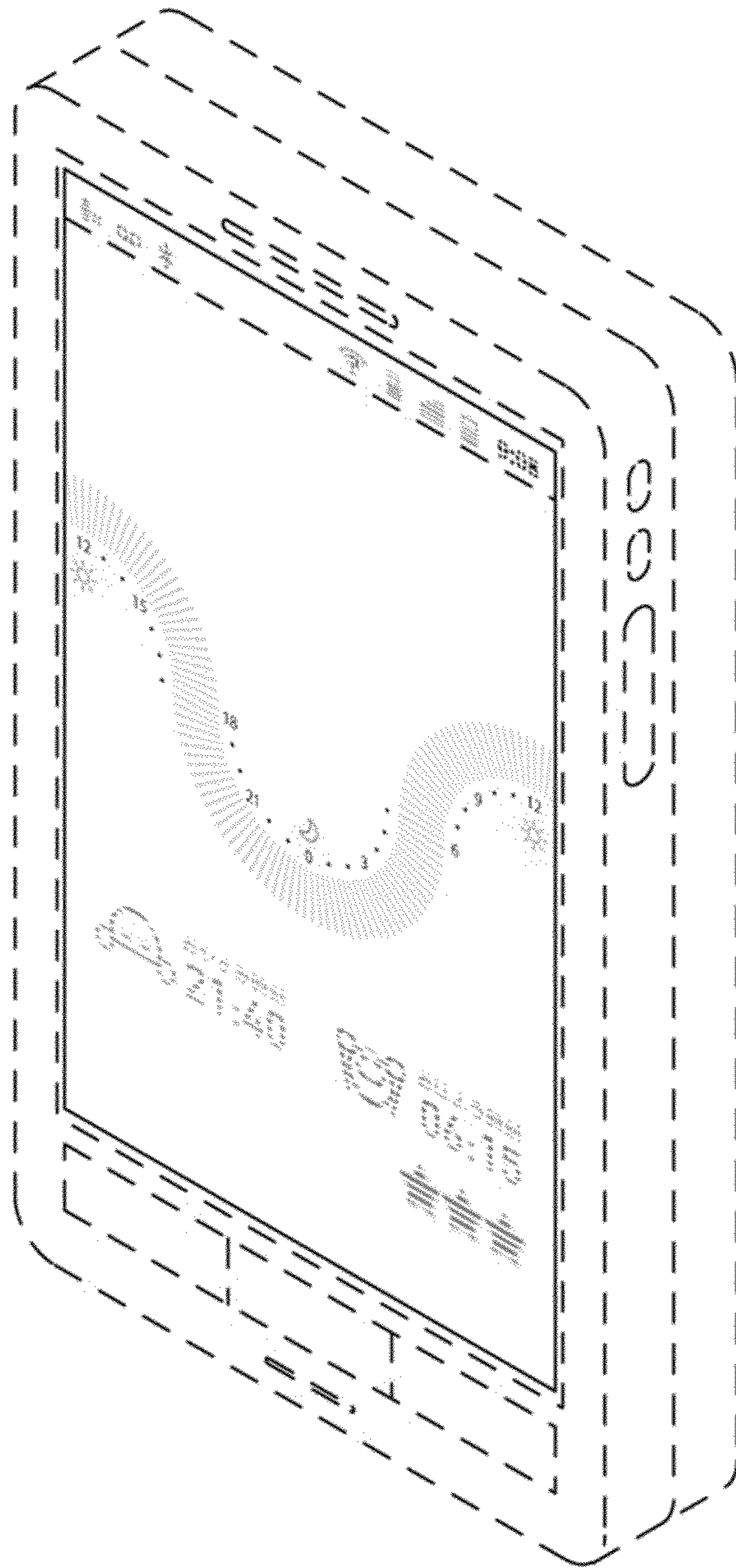


FIG.2

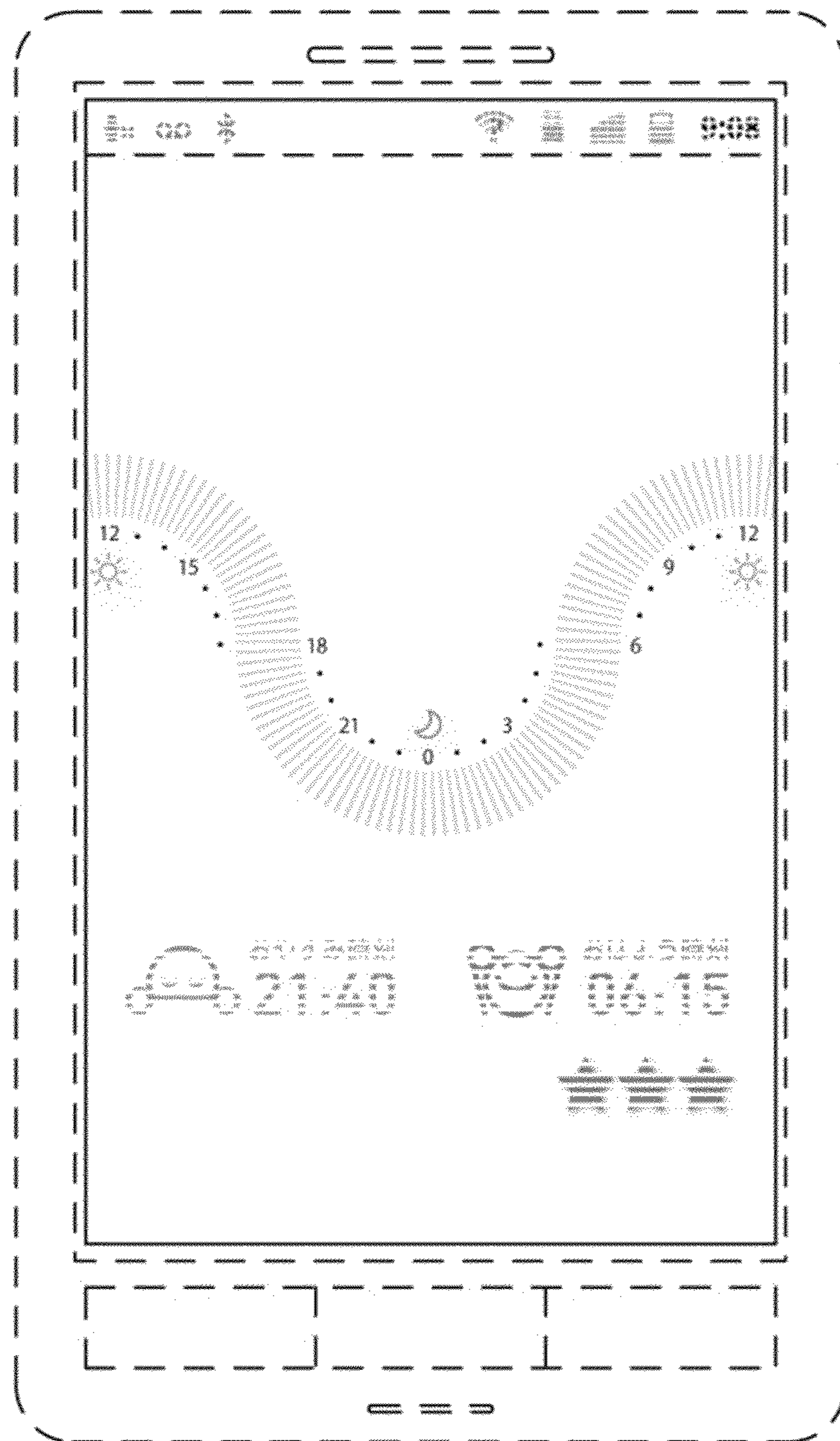


FIG.3

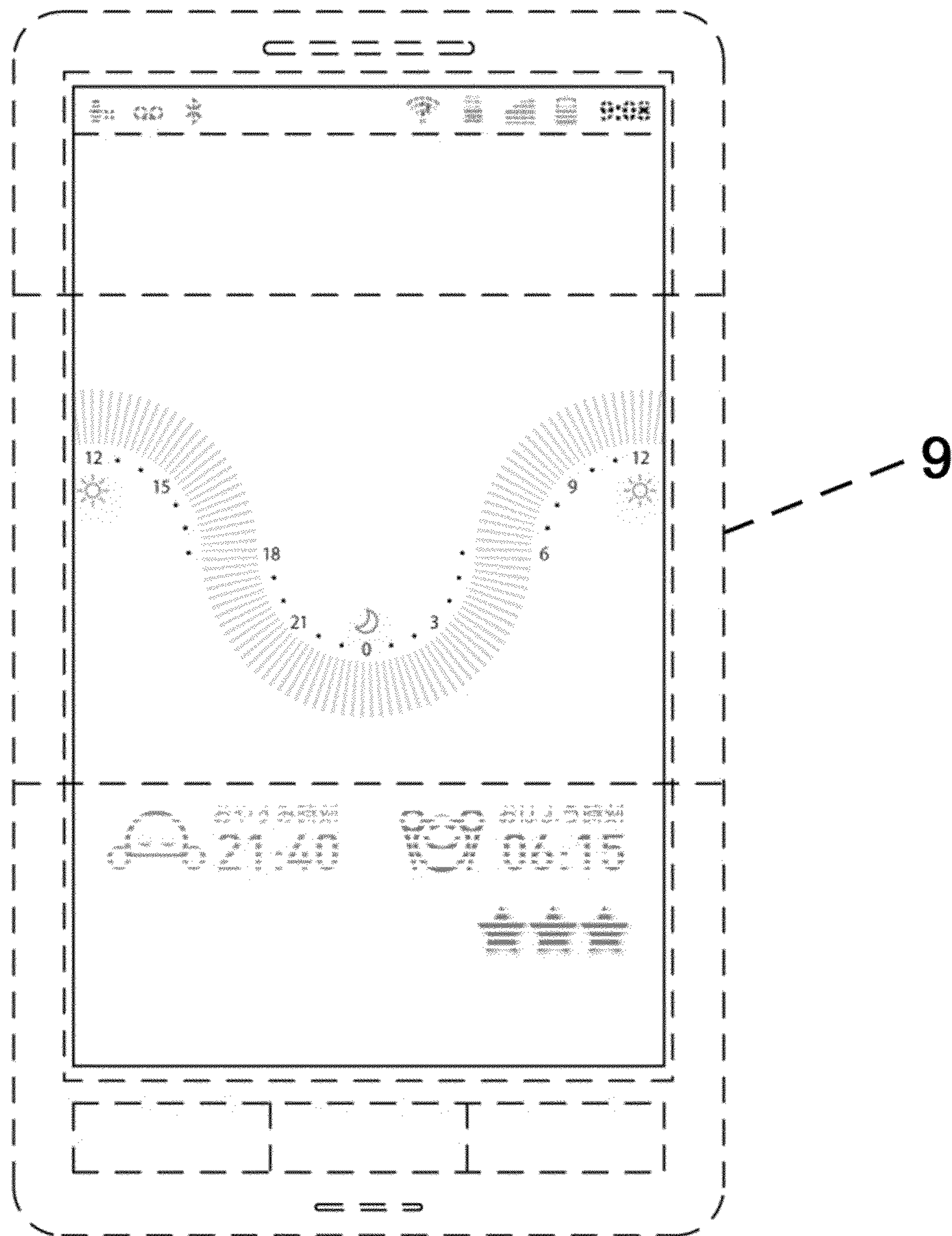


FIG.4




FIG.5

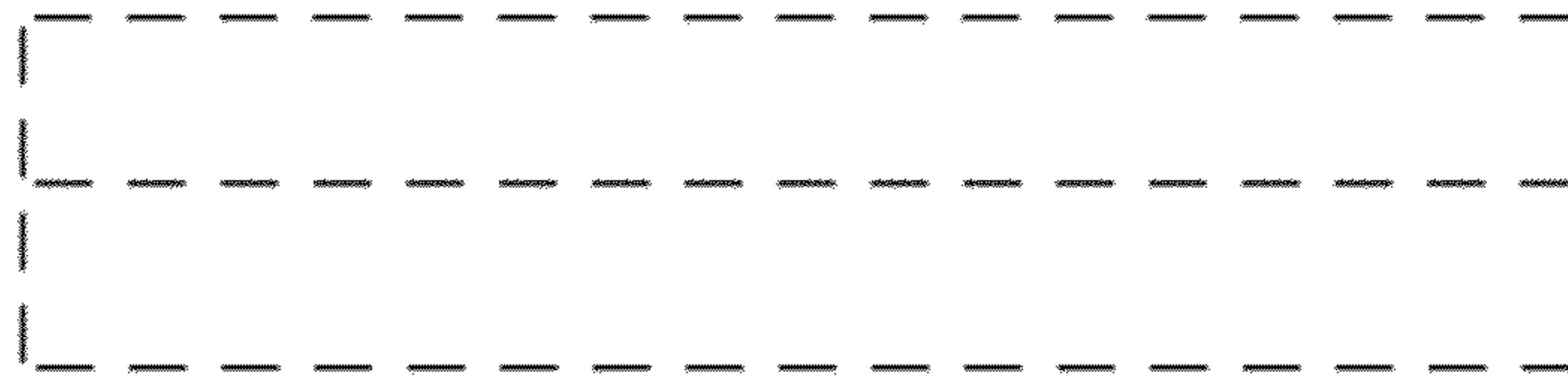


FIG.6

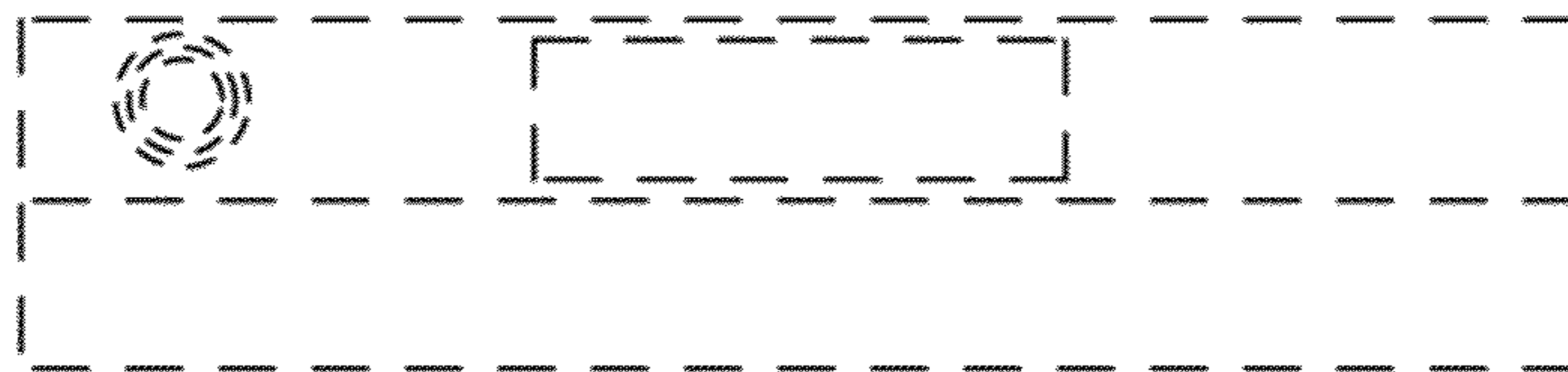


FIG.7




FIG.8




FIG. 9

