



US00D742909S

(12) **United States Design Patent**
Lee et al.

(10) **Patent No.:** **US D742,909 S**
(45) **Date of Patent:** **** Nov. 10, 2015**

(54) **TELEVISION RECEIVER WITH GRAPHICAL USER INTERFACE**

(71) Applicant: **LG ELECTRONICS INC.**, Seoul (KR)

(72) Inventors: **Kunsik Lee**, Seoul (KR); **Gooryong Kang**, Goyang-si (KR); **Hyejin Yu**, Yongin-si (KR); **Uniyong Kim**, Seoul (KR)

(73) Assignee: **LG Electronics Inc.**, Seoul (KR)

(**) Term: **14 Years**

(21) Appl. No.: **29/456,848**

(22) Filed: **Jun. 4, 2013**

(30) **Foreign Application Priority Data**

Dec. 5, 2012 (KR) 30-2012-0058526

(51) **LOC (10) Cl.** **14-04**

(52) **U.S. Cl.**
USPC **D14/486**

(58) **Field of Classification Search**
USPC D14/485–488, 489, 492, 494, 495
CPC G06F 3/04842; G06F 3/0482; G06F 3/04817
See application file for complete search history.

(56) **References Cited**

U.S. PATENT DOCUMENTS

D544,494 S * 6/2007 Cummins D14/486
D613,299 S * 4/2010 Owen et al. D14/486
D615,986 S * 5/2010 Jasinski D14/485

D636,402 S * 4/2011 Vance et al. D14/486
D656,508 S * 3/2012 Makhoulf D14/486
D662,106 S * 6/2012 Mori et al. D14/486
D669,487 S * 10/2012 Yang et al. D14/486
D671,557 S * 11/2012 Peters et al. D14/487
D681,046 S * 4/2013 Davis D14/486
D685,810 S * 7/2013 Way et al. D14/486
2007/0050718 A1 * 3/2007 Moore et al. 715/744
2010/0037205 A1 * 2/2010 Maillot et al. 717/109
2010/0274851 A1 * 10/2010 Abernethy et al. 709/204
2010/0306024 A1 * 12/2010 Ryan 705/10
2012/0245741 A1 * 9/2012 Ikushima 700/282
2013/0226865 A1 * 8/2013 Munemann 707/609

* cited by examiner

Primary Examiner — Sheryl Lane
Assistant Examiner — Nicole Shiflet

(74) *Attorney, Agent, or Firm* — Birch, Stewart, Kolasch & Birch, LLP

(57) **CLAIM**

The ornamental design for a television receiver with graphical user interface, as shown and described.

DESCRIPTION

FIG. 1 is a front view of a television receiver with graphical user interface showing our new design; FIG. 2 is a front view of a second embodiment thereof; and, FIG. 3 is a front view of a third embodiment thereof. The dashed broken lines showing the display screen are included for the purpose of illustrating environmental structure and form no part of the claimed design. The dash-dot broken lines define the bounds of the claimed design and form no part thereof.

1 Claim, 3 Drawing Sheets




FIG. 1

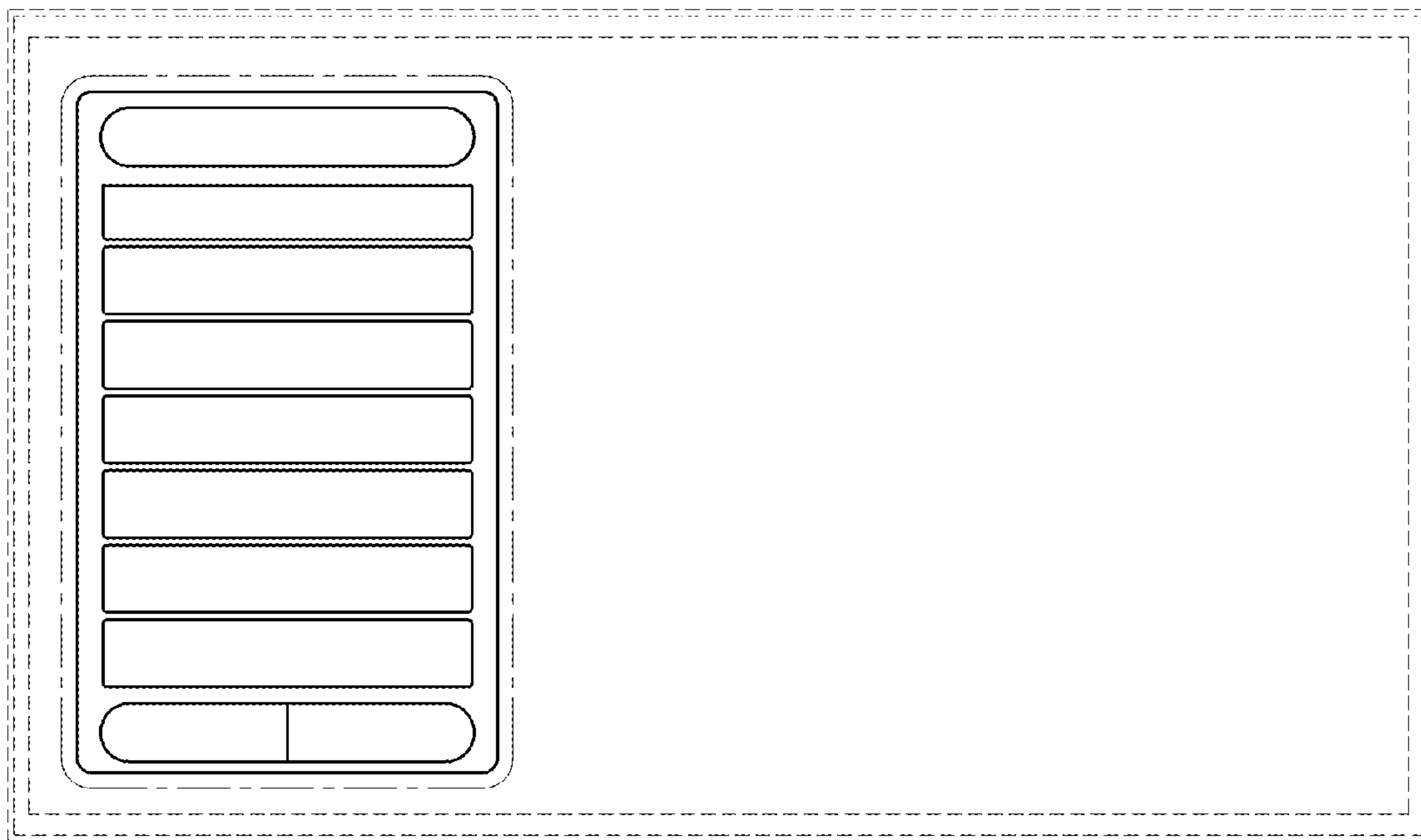


FIG. 2

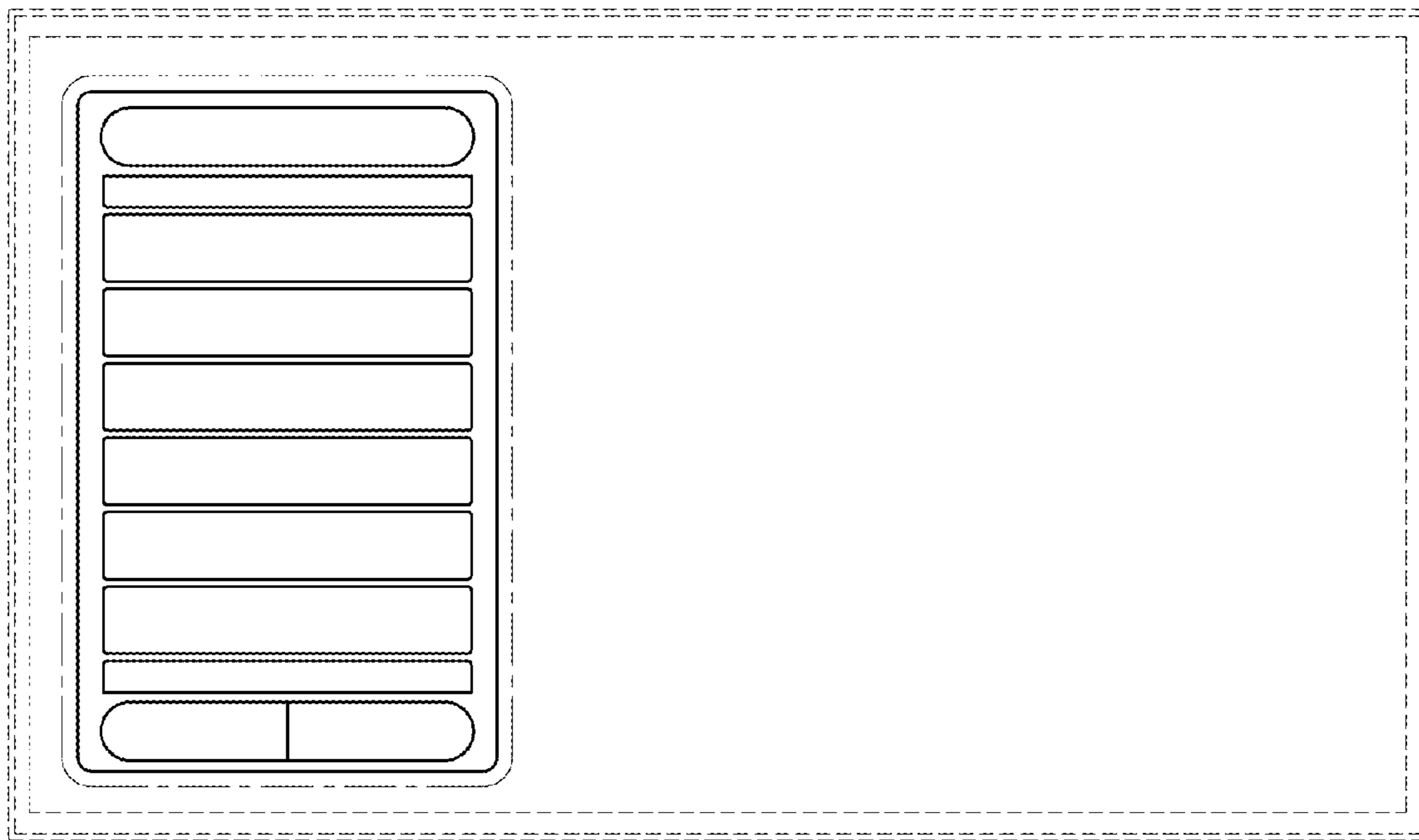


FIG. 3

