



US00D742906S

(12) **United States Design Patent**
Penico et al.

(10) **Patent No.:** **US D742,906 S**

(45) **Date of Patent:** **** Nov. 10, 2015**

(54) **DISPLAY SCREEN WITH A GRAPHICAL USER INTERFACE**

(71) Applicant: **HTC Corporation**, Taoyuan County (TW)

(72) Inventors: **Jesse John Penico**, Bellevue, WA (US);
David Brinda, Bellevue, WA (US);
Allyson Elaine Tong, Bellevue, WA (US)

(73) Assignee: **HTC Corporation**, Taoyuan (TW)

(**) Term: **14 Years**

(21) Appl. No.: **29/443,810**

(22) Filed: **Jan. 23, 2013**

(51) **LOC (10) Cl.** **14-04**

(52) **U.S. Cl.**
USPC **D14/486**

(58) **Field of Classification Search**
USPC D14/485-95; D18/24-33; D19/6, 52;
D20/11; D21/324-33; 715/700-867,
715/973-77
CPC G06F 3/048-3/04897
See application file for complete search history.

(56) **References Cited**

U.S. PATENT DOCUMENTS

5,701,510	A *	12/1997	Johnson et al.	715/202
7,152,210	B1 *	12/2006	Van Den Hoven et al. ...	715/723
D600,705	S *	9/2009	LaManna et al.	D14/492
D600,713	S *	9/2009	LaManna et al.	D14/492
D603,418	S *	11/2009	Magnani et al.	D14/486
D624,407	S *	9/2010	Straker	D9/434
7,820,901	B2 *	10/2010	Terauchi et al.	84/600
D648,733	S *	11/2011	Chou et al.	D14/485

D652,049	S *	1/2012	Chou et al.	D14/485
D681,661	S *	5/2013	Koehn et al.	D14/488
D682,313	S *	5/2013	Voreis et al.	D14/492
D684,185	S *	6/2013	van Dongen et al.	D14/489
D684,583	S *	6/2013	Brinda et al.	D14/485
D694,254	S *	11/2013	Brinda et al.	D14/485
D697,081	S *	1/2014	van Dongen et al.	D14/489
D700,617	S *	3/2014	Brinda et al.	D14/485
D703,691	S *	4/2014	Brinda et al.	D14/488
D704,737	S *	5/2014	Jewitt	D14/492

(Continued)

Primary Examiner — Melanie H Tung

(74) *Attorney, Agent, or Firm* — Jianq Chyun IP Office


(57) **CLAIM**

The ornamental design for a display screen with a graphical user interface, as shown and described.

DESCRIPTION

FIG. 1 is a front view of a display screen with a graphical user interface showing our new design;
FIG. 2 is a front view of a second embodiment thereof;
FIG. 3 is a front view of a third embodiment thereof;
FIG. 4 is a front view of a fourth embodiment thereof;
FIG. 5 is a front view of a fifth embodiment thereof;
FIG. 6 is a front view of a sixth embodiment thereof;
FIG. 7 is a front view of a seventh embodiment thereof;
FIG. 8 is a front view of an eighth embodiment thereof;
FIG. 9 is a front view of a ninth embodiment thereof; and,
FIG. 10 is a front view of a tenth embodiment thereof.
The broken line showing of the display screen is for the purpose of illustrating environmental structure and forms no part of the claimed design. The broken line showing of the remainder of the graphical user interface and the graphical elements forms no part of the claimed design. The broken line showing of the letter "x" forms no part of the claimed design.

1 Claim, 10 Drawing Sheets



(56)

References Cited

U.S. PATENT DOCUMENTS

D706,789 S *	6/2014	Bortman et al.	D14/486	2009/0038644 A1 *	2/2009	Fauth et al.	134/18
D718,777 S *	12/2014	Hobbs et al.	D14/486	2009/0267909 A1 *	10/2009	Chen et al.	345/173
D722,318 S *	2/2015	Moore	D14/486	2010/0023865 A1 *	1/2010	Fulker et al.	715/734
D722,608 S *	2/2015	Donahue et al.	D14/486	2010/0275120 A1 *	10/2010	Pappas	715/716
D722,610 S *	2/2015	Moore	D14/486	2011/0122077 A1 *	5/2011	Choi	345/173
2002/0089549 A1 *	7/2002	Munro et al.	345/835	2011/0202883 A1 *	8/2011	Oh et al.	715/846
				2011/0267367 A1 *	11/2011	Tsai et al.	345/629
				2013/0198643 A1 *	8/2013	Yang et al.	715/739
				2014/0115539 A1 *	4/2014	Chou et al.	715/835

* cited by examiner




FIG. 1




FIG. 2




FIG. 3




FIG. 4




FIG. 5




FIG. 6




FIG. 7




FIG. 8




FIG. 9




FIG. 10