



US00D742894S

(12) **United States Design Patent**
Foss et al.

(10) **Patent No.:** **US D742,894 S**
(45) **Date of Patent:** **** Nov. 10, 2015**

(54) **DISPLAY SCREEN OR PORTION THEREOF WITH GRAPHICAL USER INTERFACE**

(71) Applicant: **Apple Inc.**, Cupertino, CA (US)

(72) Inventors: **Christopher Foss**, San Francisco, CA (US); **Jonathan P. Ive**, San Francisco, CA (US); **Matthew Dean Rohrbach**, San Francisco, CA (US)

(73) Assignee: **Apple Inc.**, Cupertino, CA (US)

(**) Term: **14 Years**

(21) Appl. No.: **29/457,372**

(22) Filed: **Jun. 10, 2013**

(51) **LOC (10) Cl.** **14-04**

(52) **U.S. Cl.**
USPC **D14/485**; D14/492

(58) **Field of Classification Search**
USPC D14/485–495; 715/700–867
CPC G06F 3/04883; G06F 3/06886; G06F 17/279; G06F 3/0485; G06F 3/167; G10L 15/22
See application file for complete search history.

(56) **References Cited**

U.S. PATENT DOCUMENTS

D298,144	S	*	10/1988	Wells-Papanek et al.	...	D14/489
5,428,733	A	*	6/1995	Carr	715/809
7,343,561	B1	*	3/2008	Stochosky et al.	715/758
7,669,134	B1	*	2/2010	Christie et al.	715/758
D621,413	S	*	8/2010	Rasmussen	D14/489
D667,431	S	*	9/2012	Phelan	D14/491
D676,058	S	*	2/2013	Cranfill	D14/489
D676,868	S		2/2013	Wagner		
8,407,603	B2	*	3/2013	Christie et al.	715/751
D682,872	S	*	5/2013	Frijlink	D14/487
D683,741	S	*	6/2013	Soegiono et al.	D14/486
8,458,278	B2	*	6/2013	Christie et al.	709/207

(Continued)

OTHER PUBLICATIONS

U.S. Appl. No. 29/393,470, filed Jun. 4, 2011.

Primary Examiner — Deanna L Pratt

(74) *Attorney, Agent, or Firm* — Sterne, Kessler, Goldstein & Fox P.L.L.C.

(57) **CLAIM**

The ornamental design for a display screen or portion thereof with graphical user interface, as shown and described.

DESCRIPTION

The patent or application file contains at least one drawing executed in color. Copies of this patent or patent application publication with color drawing(s) will be provided by the Office upon request and payment of the necessary fee.

FIG. 1 is a front view of a display screen or portion thereof with graphical user interface showing a first embodiment of our new design;

FIG. 2 is a front view of a display screen or portion thereof with graphical user interface showing a second embodiment of our new design;

FIG. 3 is a front view of a display screen or portion thereof with graphical user interface showing a third embodiment of our new design;

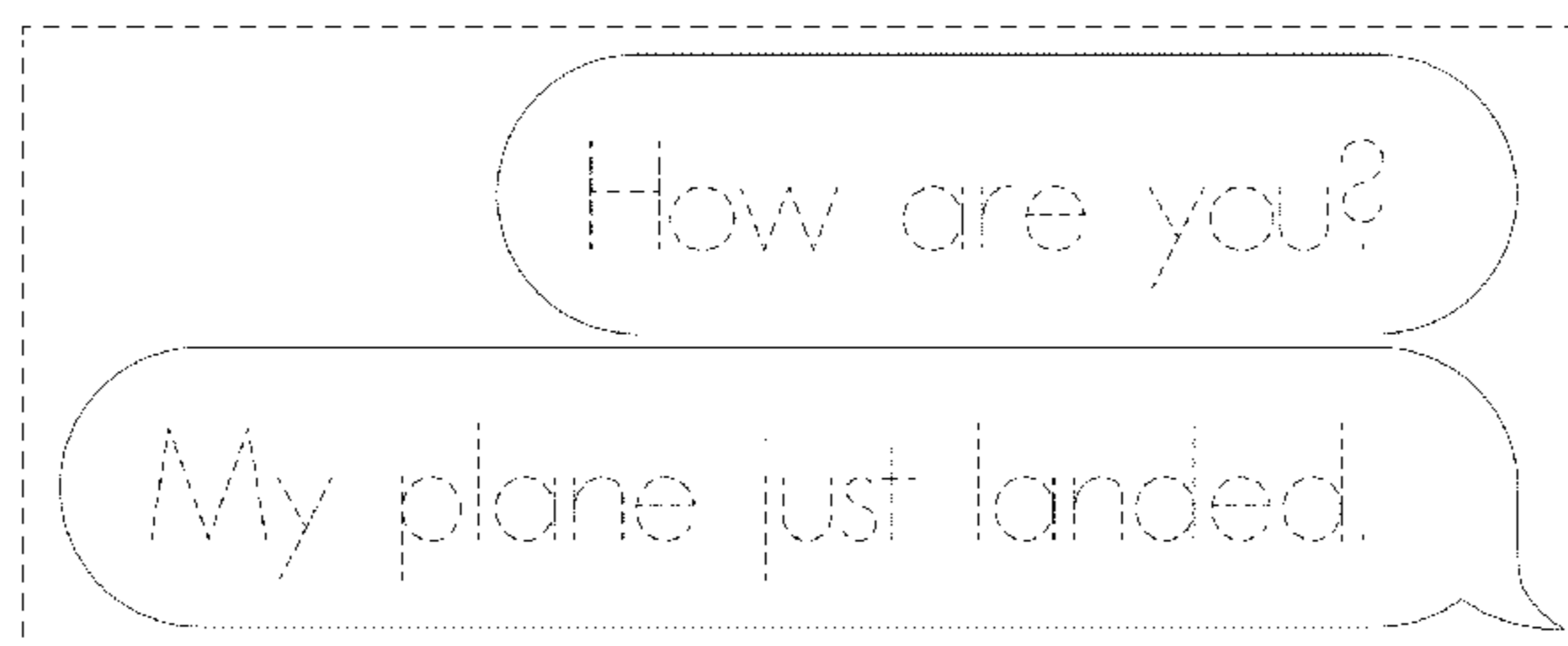

FIG. 4 is a front view of a display screen or portion thereof with graphical user interface showing a fourth embodiment of our new design;

FIG. 5 is a front view of a display screen or portion thereof with graphical user interface showing a fifth embodiment of our new design; and,

FIG. 6 is a front view of a display screen or portion thereof with graphical user interface showing a sixth embodiment of our new design.

The outermost broken lines in the Figures show a display screen or portion thereof, and form no part of the claimed design. The other broken lines in the Figures show portions of the graphical user interface that form no part of the claimed design.

1 Claim, 3 Drawing Sheets
(1 of 3 Drawing Sheet(s) Filed in Color)



(56)

References Cited

U.S. PATENT DOCUMENTS

D686,637 S	7/2013	Anzures				
8,670,979 B2 *	3/2014	Gruber et al.	704/9	2009/0058823 A1 *	3/2009	Kocienda 345/173
D704,718 S *	5/2014	Kim et al.	D14/485	2010/0105438 A1 *	4/2010	Wykes et al. 455/566
D704,719 S *	5/2014	Kim et al.	D14/485	2010/0332518 A1 *	12/2010	Song et al. 707/769
D705,237 S *	5/2014	Kim et al.	D14/485	2012/0016678 A1 *	1/2012	Gruber et al. 704/275
D721,722 S *	1/2015	Lee	D14/486	2012/0022872 A1 *	1/2012	Gruber et al. 704/270.1
D729,263 S *	5/2015	Ahn et al.	D14/486	2012/0265528 A1 *	10/2012	Gruber et al. 704/235
2008/0316183 A1 *	12/2008	Westerman et al.	345/173	2014/0195252 A1 *	7/2014	Gruber et al. 704/275
				2014/0280292 A1 *	9/2014	Skinder 707/767
				2014/0282007 A1 *	9/2014	Fleizach 715/728
				2014/0362056 A1 *	12/2014	Zambetti et al. 345/179

* cited by examiner

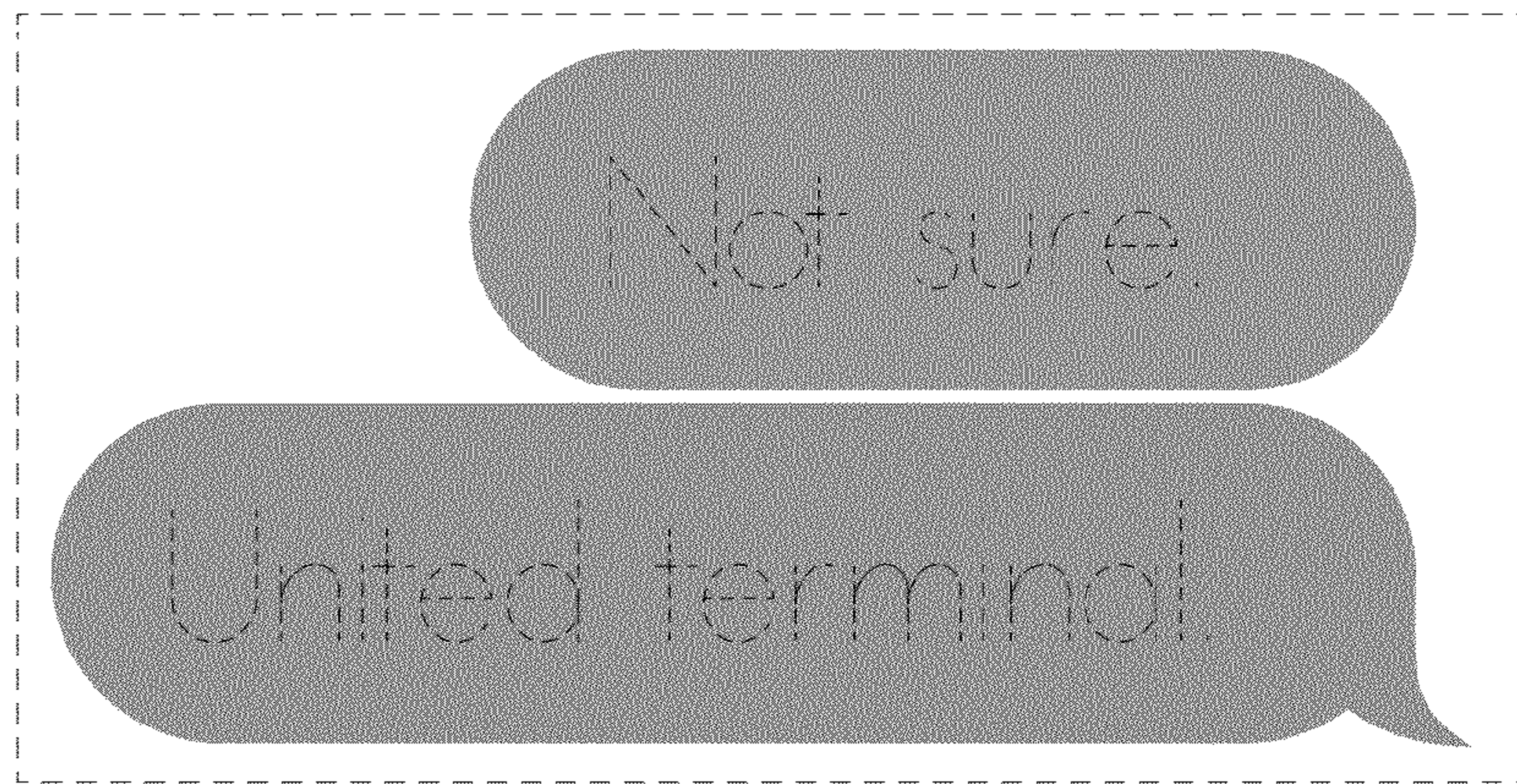


FIG. 1

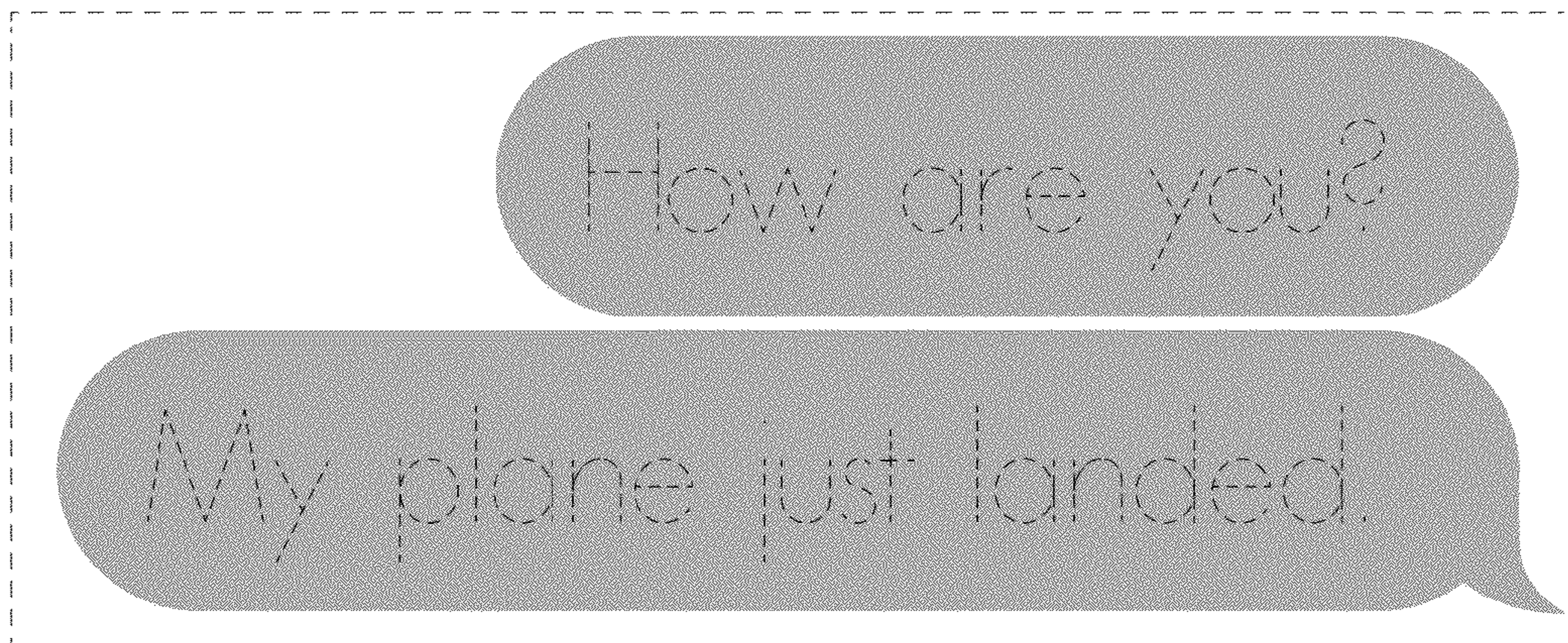


FIG. 2

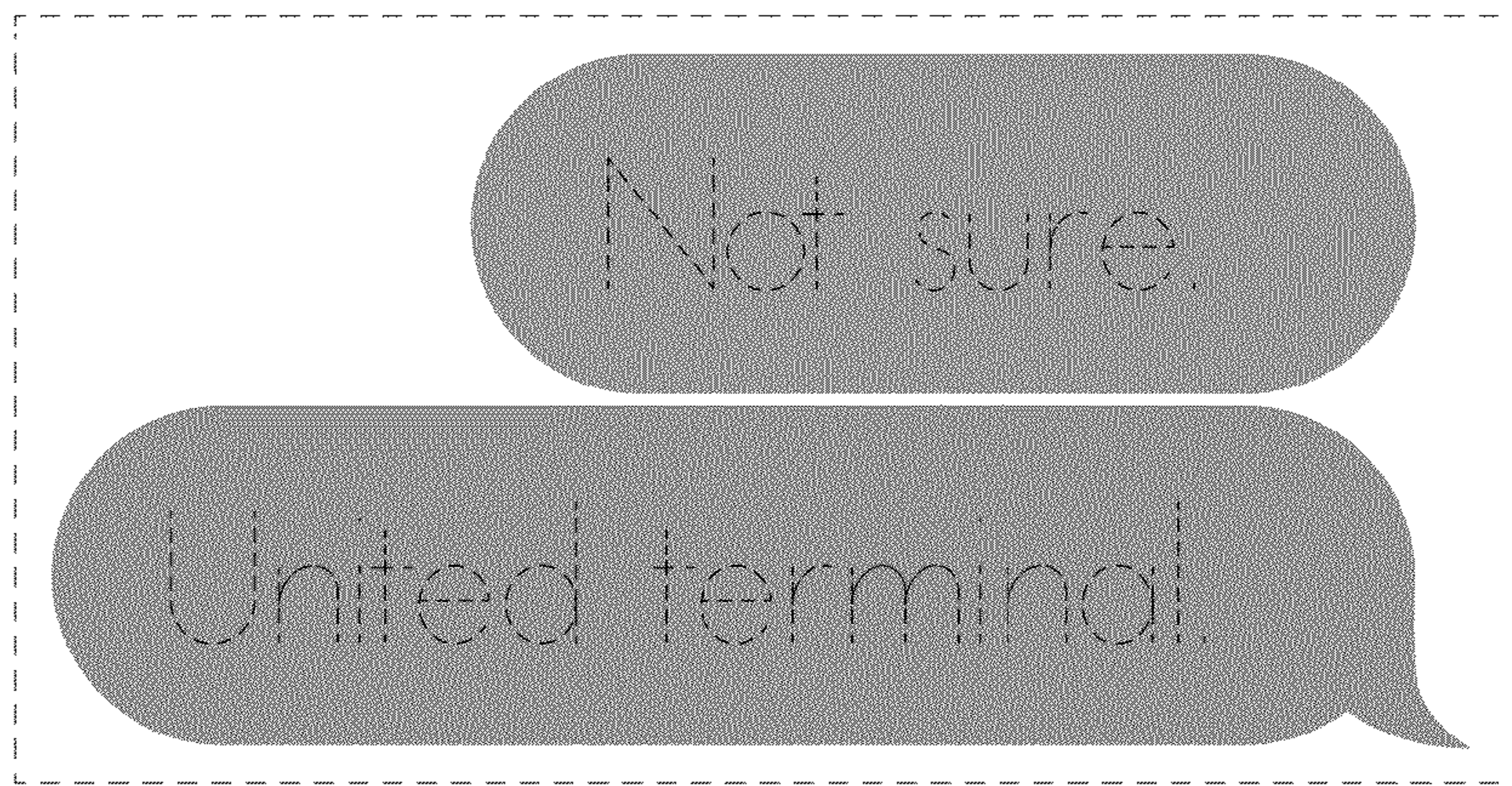


FIG. 3

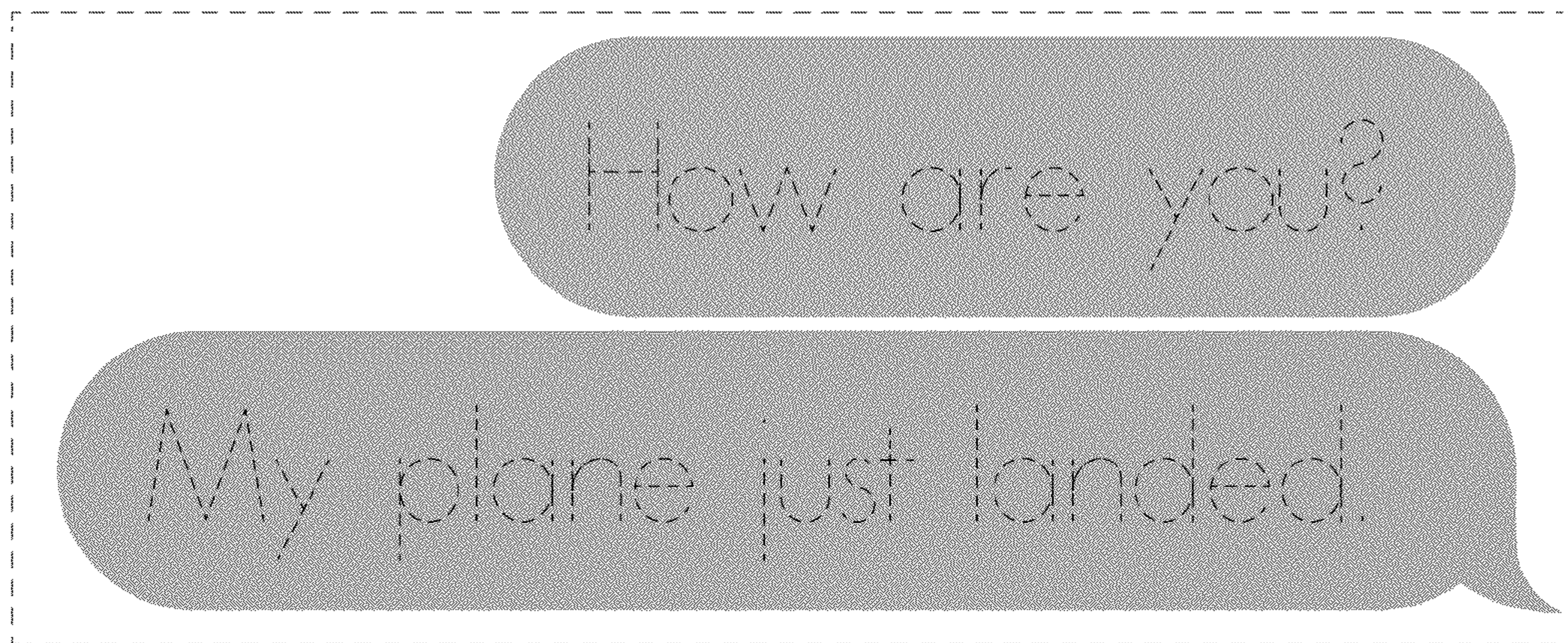


FIG. 4

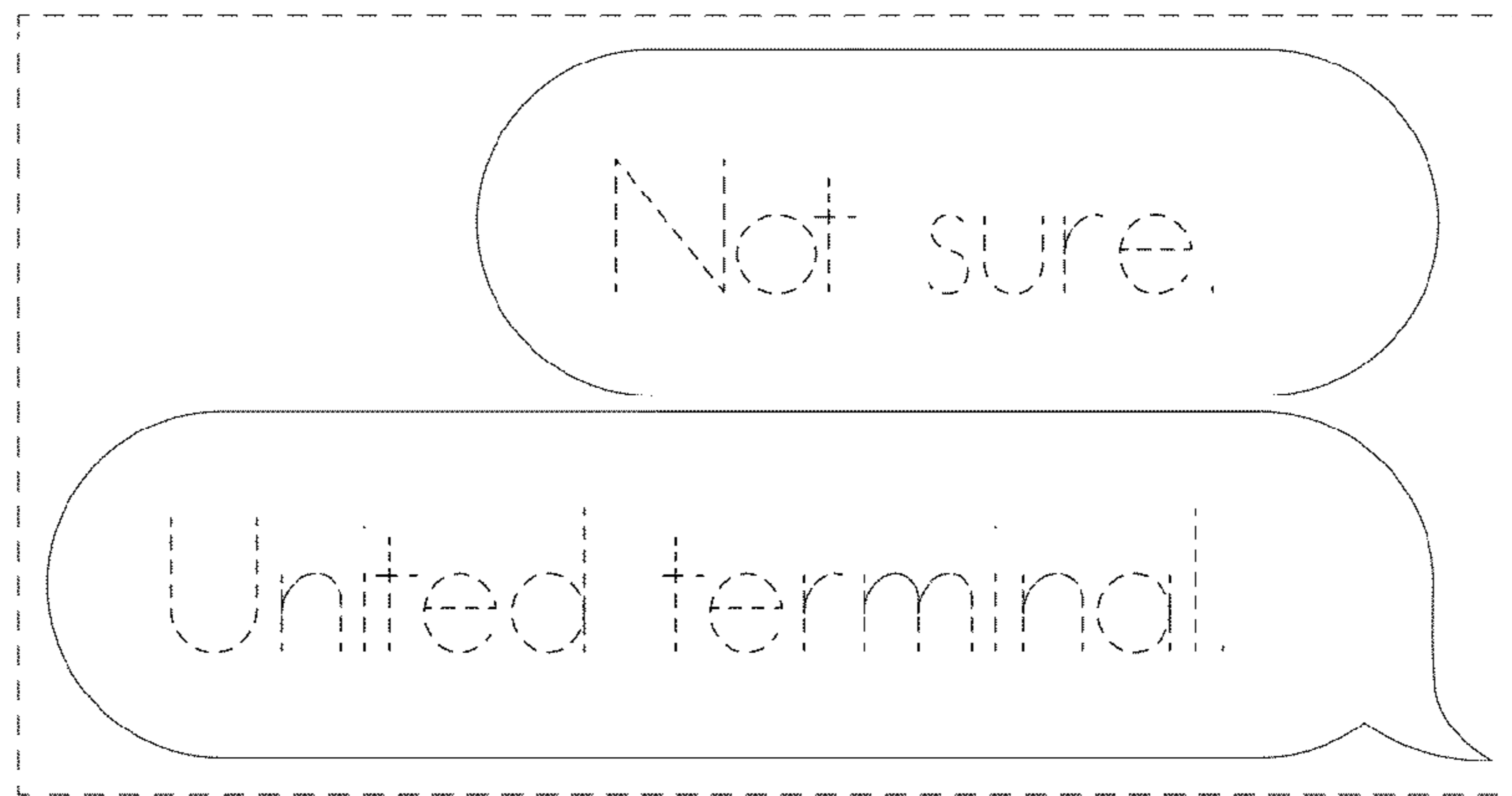


FIG. 5

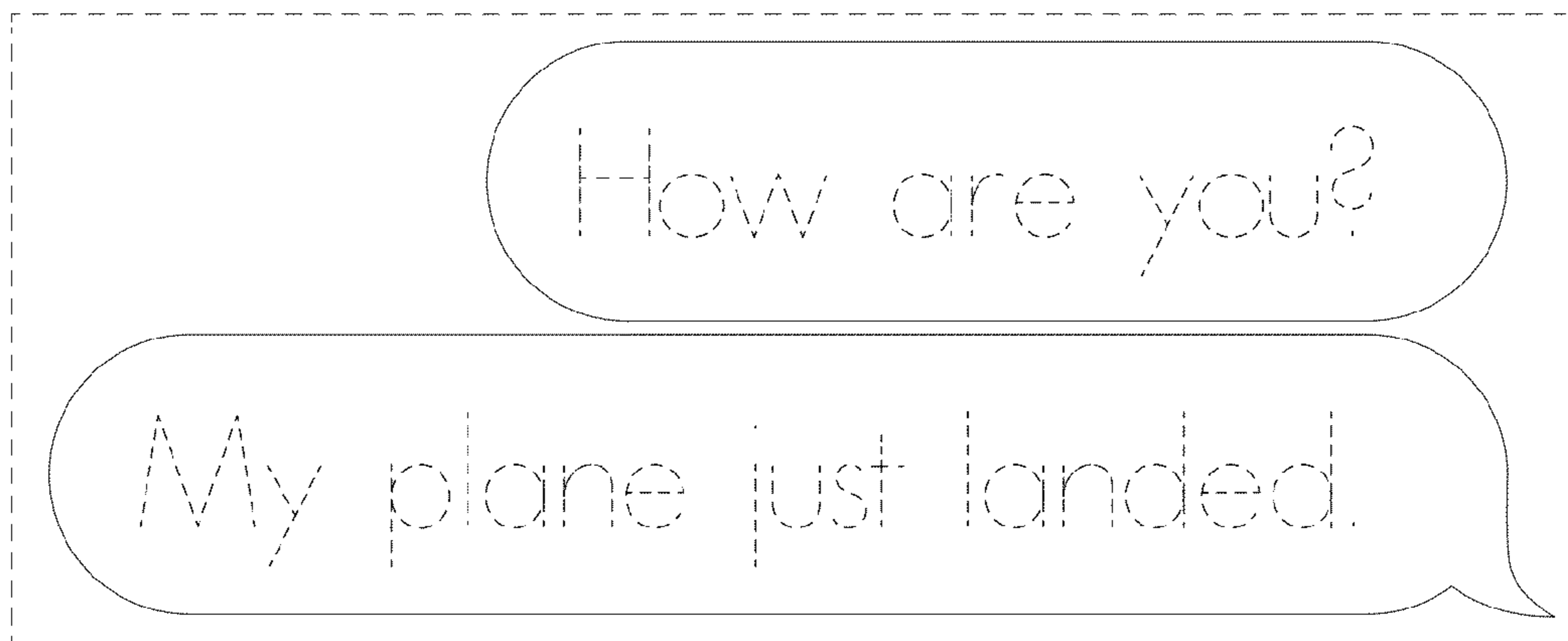


FIG. 6