



US00D742884S

(12) **United States Design Patent**
Seflic et al.

(10) **Patent No.:** **US D742,884 S**

(45) **Date of Patent:** **** Nov. 10, 2015**

(54) **MEDIA EXTENDER**

(71) Applicant: **Amazon Technologies, Inc.**, Reno, NV
(US)

(72) Inventors: **Matthew Michael Seflic**, San Jose, CA
(US); **William James Carter-Giannini**,
San Jose, CA (US); **Manuel Rinley**
Deeds, III, Boulder Creek, CA (US);
Shelomon Patrick Doblack, Santa
Clara, CA (US); **Jason Evans Goulden**,
Los Gatos, CA (US); **Christopher**
Green, San Francisco, CA (US); **Mi**
Zhou, Santa Clara, CA (US); **Henry**
Tomas Juskevicius, Cupertino, CA (US)

(73) Assignee: **Amazon Technologies, Inc.**, Seattle, WA
(US)

(**) Term: **14 Years**

(21) Appl. No.: **29/471,089**

(22) Filed: **Oct. 28, 2013**

(51) **LOC (10) Cl.** **14-02**

(52) **U.S. Cl.**
USPC **D14/433**

(58) **Field of Classification Search**
USPC D14/240, 242, 356, 358, 363, 365, 367,
D14/370, 432-437, 439, 498, 125, 366, 168,
D14/496; D13/147, 164, 123, 133, 146,
D13/110, 199, 103, 162, 159, 160, 184;
361/683, 684, 686, 724, 735, 737, 752;
D18/40

See application file for complete search history.

(56) **References Cited**

U.S. PATENT DOCUMENTS

D276,234 S * 11/1984 Banks et al. D14/433
D329,452 S * 9/1992 Komada et al. D18/40
D464,972 S * 10/2002 Carrasco, Jr. D14/433

D470,848 S * 2/2003 Morooka D14/433
D474,772 S * 5/2003 Deguchi et al. D14/433
D484,128 S * 12/2003 Chung D14/356
D486,150 S * 2/2004 Chung D14/356
D490,080 S * 5/2004 Alviar et al. D14/433
D491,563 S * 6/2004 Sato et al. D14/433
D520,012 S * 5/2006 Nishio et al. D14/433
D524,815 S * 7/2006 McRae et al. D14/433

(Continued)

OTHER PUBLICATIONS

JP Design Registration No. 1450665 as disclosed in JPO's Design
Gazette (Article of design: Network Media Player), published Sep.
10, 2012, 5 pages.

(Continued)

Primary Examiner — Austin Murphy

(74) *Attorney, Agent, or Firm* — Lee & Hayes, PLLC

(57) **CLAIM**

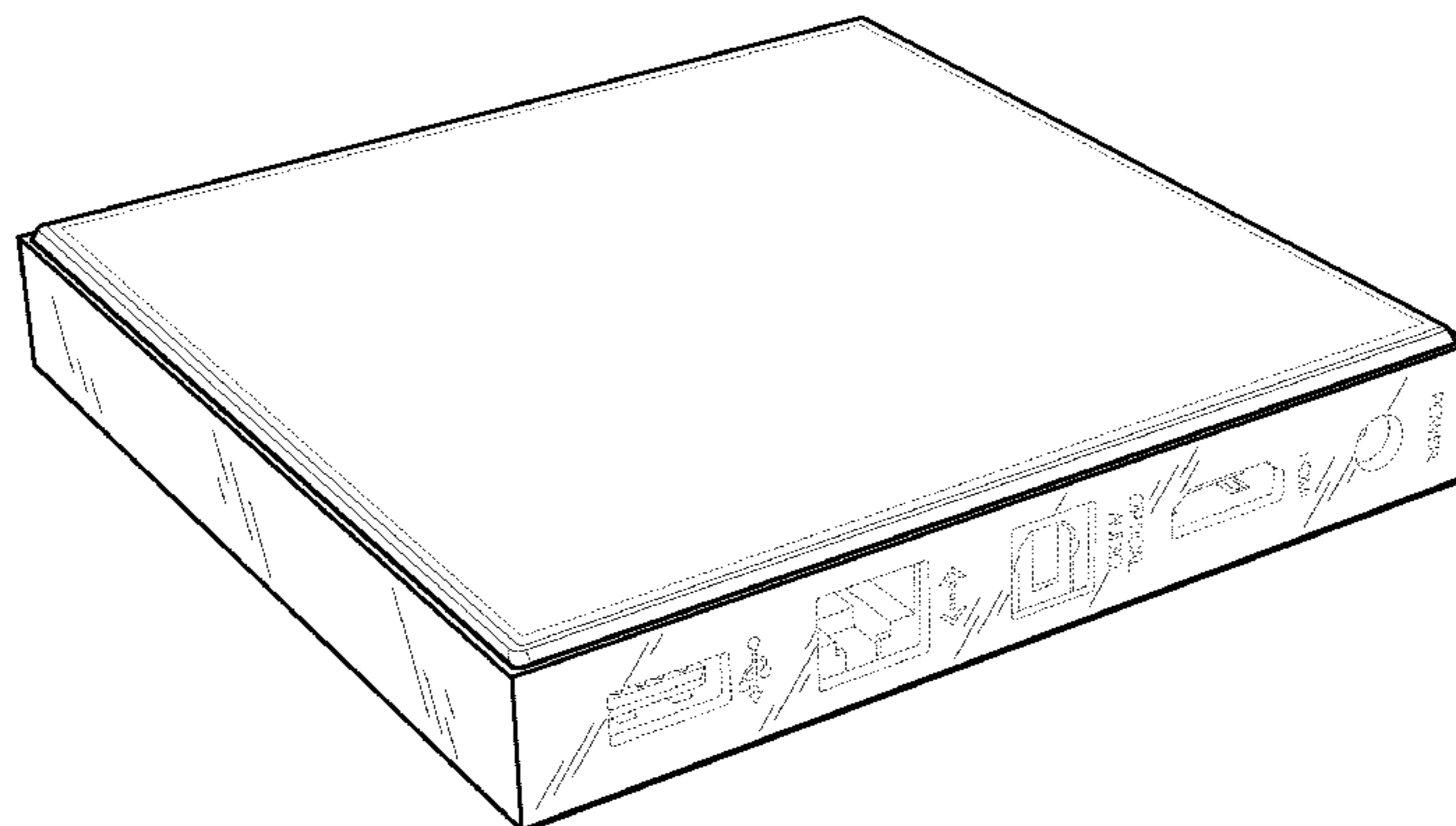
The ornamental design for a media extender, as shown and
described.

DESCRIPTION

FIG. 1 is a first perspective view of a media extender, taken
from above;
FIG. 2 is a second perspective view of the media extender of
FIG. 1, taken from below;
FIG. 3 is a front elevation view of the media extender of FIG.
1;
FIG. 4 is a top plan view of the media extender of FIG. 1;
FIG. 5 is a bottom plan view of the media extender of FIG. 1;
FIG. 6 is a back elevation view of the media extender of FIG.
1;
FIG. 7 is a left-side elevation view of the media extender of
FIG. 1; and,
FIG. 8 is a right-side elevation view of the media extender of
FIG. 1.

The broken lines are directed to unclaimed portions and form
no part of the claimed design.

1 Claim, 5 Drawing Sheets



(56)

References Cited

U.S. PATENT DOCUMENTS

D530,690 S * 10/2006 Takahashi D14/502
 D559,848 S * 1/2008 Siu D14/433
 D564,477 S * 3/2008 Tejima D14/506
 D564,493 S * 3/2008 Tejima D14/168
 D570,845 S * 6/2008 Liu et al. D14/433
 D574,360 S * 8/2008 Matsuoka D14/168
 D580,933 S * 11/2008 Ju et al. D14/358
 D601,583 S * 10/2009 Andre et al. D14/496
 D601,980 S * 10/2009 Ogawa D14/125
 D604,725 S * 11/2009 Chen D14/240
 D610,103 S * 2/2010 Miller et al. D14/125
 D641,327 S * 7/2011 Falakfarsa et al. D14/125
 D641,740 S * 7/2011 Jeon et al. D14/240
 D642,516 S * 8/2011 Ueda et al. D13/103
 D657,784 S * 4/2012 Akana et al. D14/314
 D669,079 S * 10/2012 Hansen D14/420
 D675,173 S * 1/2013 Paradise et al. D14/125
 D684,957 S * 6/2013 Smith et al. D14/242
 D686,201 S * 7/2013 Lee D14/314

D689,485 S * 9/2013 Chong et al. D14/366
 D700,153 S * 2/2014 Park et al. D14/125
 D701,241 S * 3/2014 Lee D14/502
 D702,259 S * 4/2014 Onoue et al. D14/498

OTHER PUBLICATIONS

Translated the Japanese Office Action mailed Aug. 1, 2014 for Japanese patent application No. 2014-007567, a counterpart foreign application of U.S. Appl. No. 29/471,089, 4 pages.

The Chinese Office Action mailed Jul. 23, 2014 for Chinese design application No. 201430102926.2, a counterpart foreign application of design U.S. Appl. No. 29/471,089, 1 page.

The Indian Office Action mailed Jun. 27, 2014 for Indian design application No. 261917, a counterpart foreign application of design U.S. Appl. No. 29/471,089, 27 pages.

Translated the Japanese Office Action mailed Feb. 6, 2015 for Japanese patent application No. 2014-007567, a counterpart foreign application of U.S. Appl. No. 29/471,089, 4 pages.

* cited by examiner

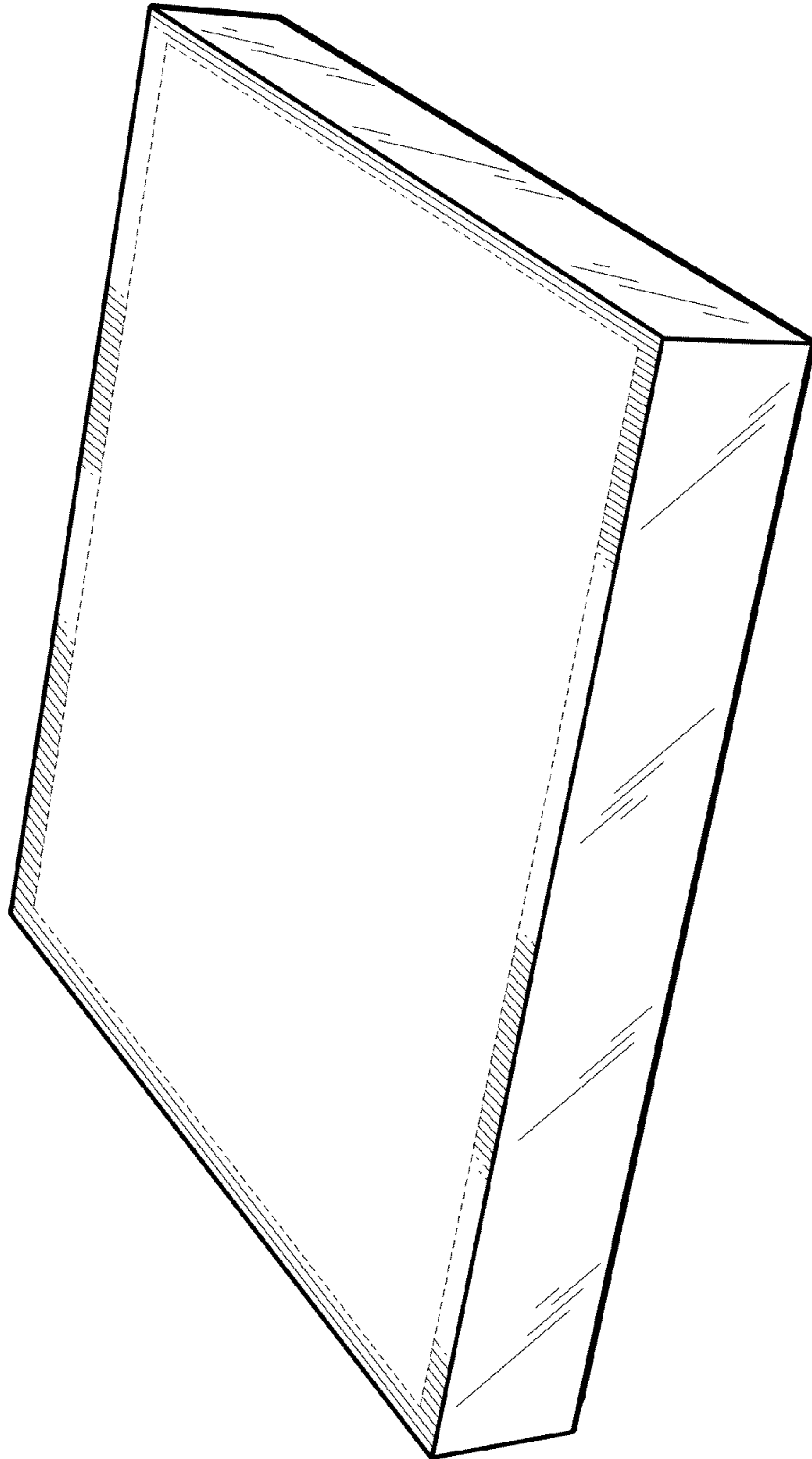


FIG. 1

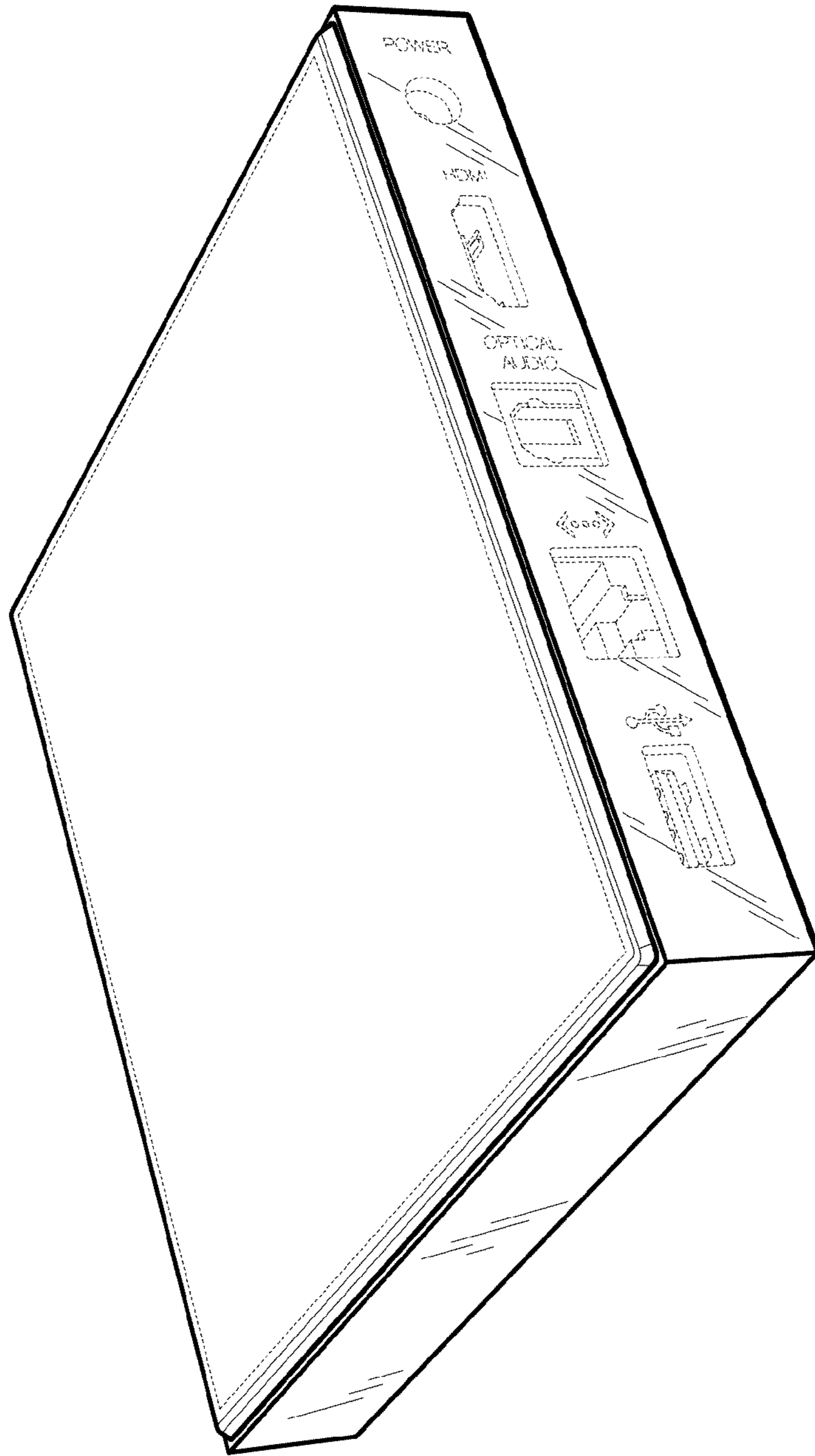


FIG. 2

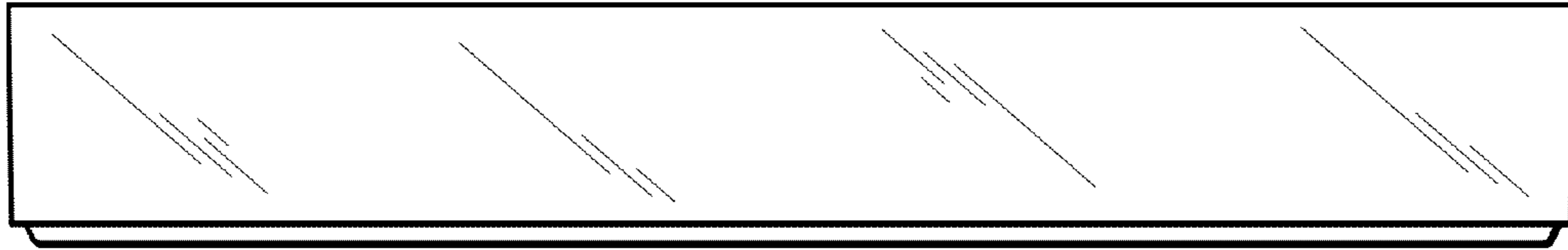


FIG. 3




FIG. 4




FIG. 5

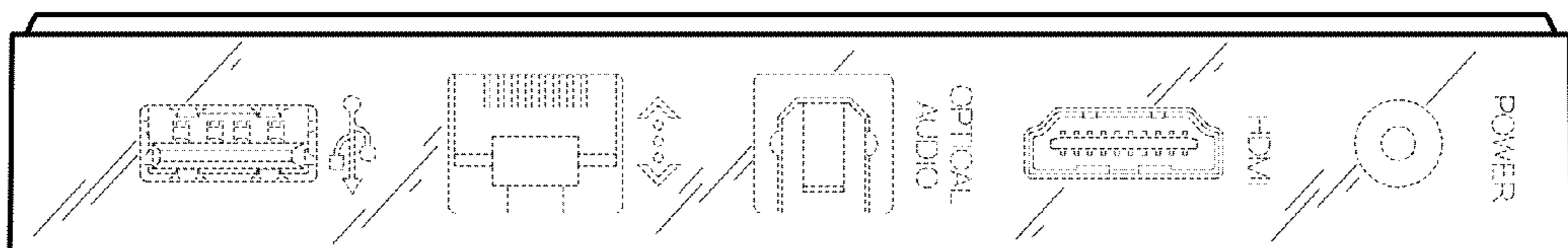


FIG. 6

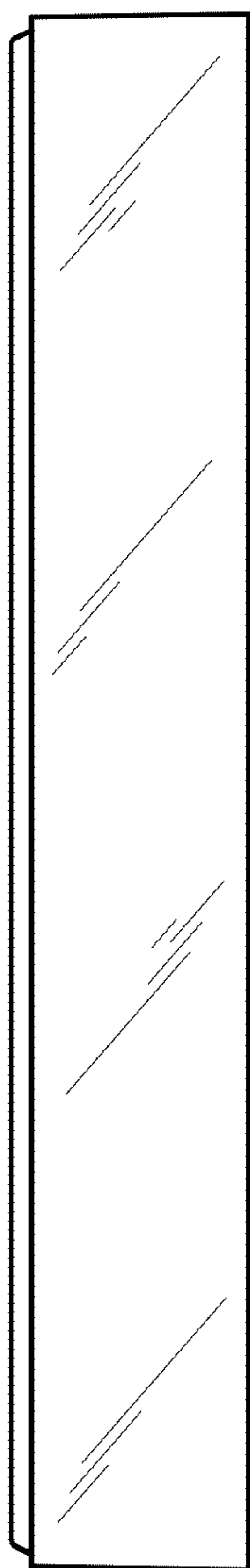


FIG. 7

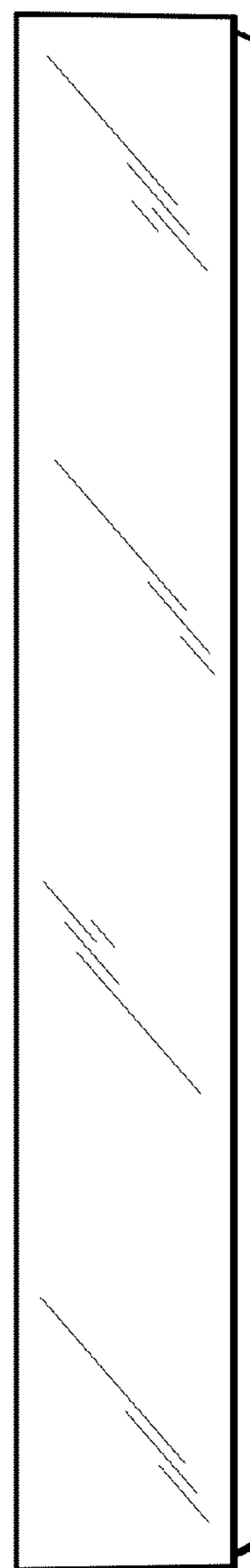


FIG. 8