



US00D742856S

(12) **United States Design Patent**
Skjoldborg et al.

(10) **Patent No.:** **US D742,856 S**

(45) **Date of Patent:** **** Nov. 10, 2015**

(54) **PHONE ADAPTER**

(56) **References Cited**

(71) Applicant: **OTICON A/S**, Smorum (DK)

U.S. PATENT DOCUMENTS

(72) Inventors: **Bo Skjoldborg**, Smorum (DK); **Kenneth Hjort Andersen**, Smorum (DK); **Lars Pinnerup Frederiksen**, Smorum (DK)

D580,933	S	*	11/2008	Ju et al.	D14/358
D596,626	S	*	7/2009	Andre et al.	D14/240
D659,690	S	*	5/2012	Huang	D14/240
D670,277	S	*	11/2012	Huang	D14/240
D695,727	S	*	12/2013	Shimizu	D14/240
D707,667	S	*	6/2014	Kono et al.	D14/240
D721,707	S	*	1/2015	Rooyackers et al.	D14/435

(73) Assignee: **OTICON A/S**, Smorum (DK)

* cited by examiner

(**) Term: **14 Years**

(21) Appl. No.: **29/455,496**

Primary Examiner — Khawaja Anwar

(22) Filed: **May 21, 2013**

(74) *Attorney, Agent, or Firm* — Birch, Stewart, Kolasch & Birch, LLP

(30) **Foreign Application Priority Data**

Nov. 22, 2012 (EM) 002140616-0001

(51) **LOC (10) Cl.** **14-03**

(52) **U.S. Cl.**
USPC **D14/217**

(58) **Field of Classification Search**
USPC D14/217, 433, 434, 435.1, 140.1, 224.1,
D14/240, 243, 299, 205, 206, 223–226, 249,
D14/155; 455/351, 350, 575.1, 556.1
CPC H04M 1/04; H04M 1/0202; H04M 1/026;
H04M 1/0264; H04M 1/0283; H04M 1/0254;
H04M 1/035; H04M 1/0266; H04M 1/0249;
H04M 1/0274; H04M 1/0262; H04M 1/21;
H04M 1/725; H04M 1/72522; H04M 1/7253;
H04M 1/03

See application file for complete search history.

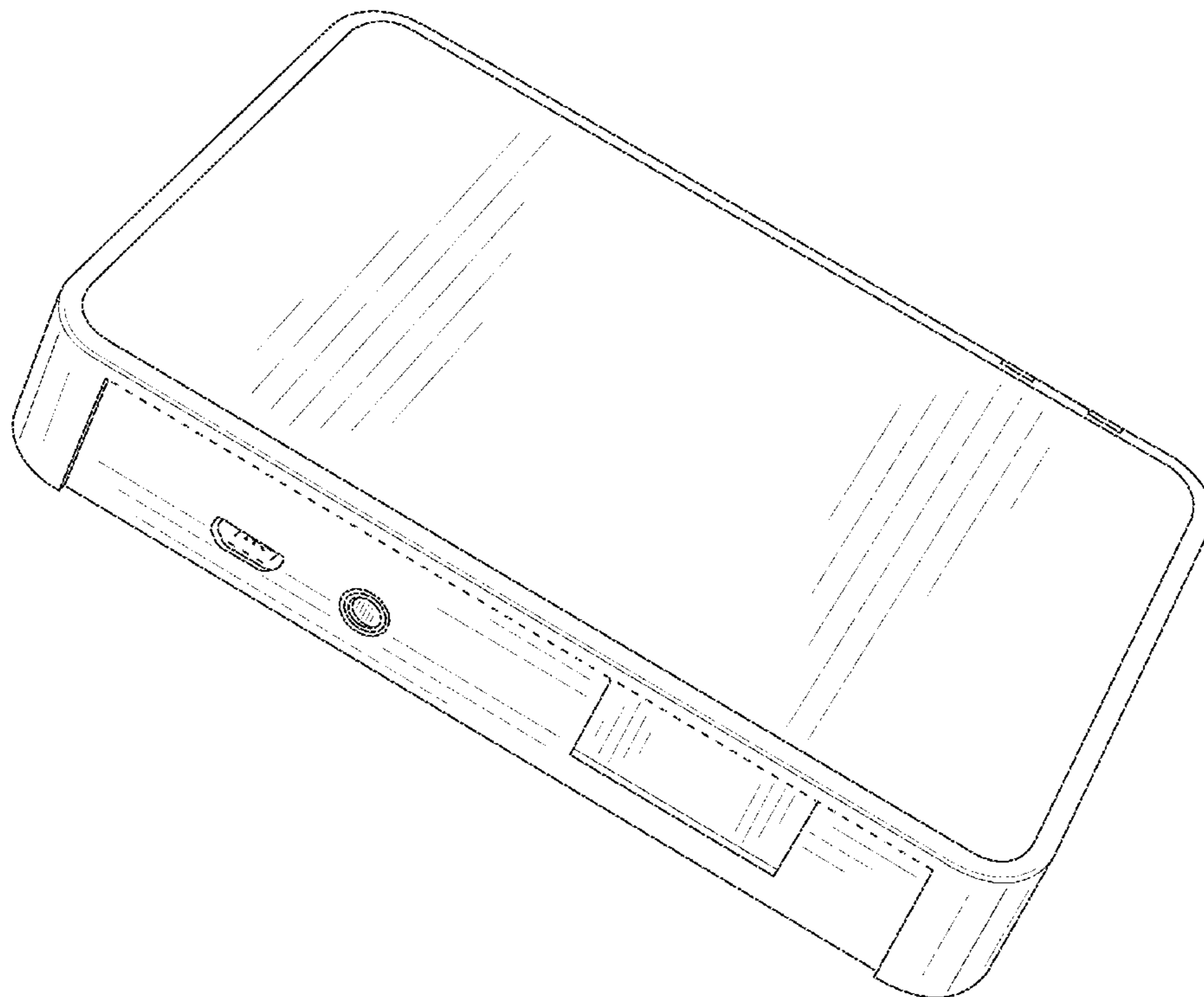
(57) **CLAIM**

The ornamental design for a phone adapter, as shown and described.

DESCRIPTION

FIG. 1 is a perspective view of the phone adapter;
FIG. 2 is a bottom view thereof;
FIG. 3 is a top view thereof;
FIG. 4 is a right side view thereof;
FIG. 5 is a left side view thereof;
FIG. 6 is a rear side view thereof; and,
FIG. 7 is a front view thereof.
The broken lines in the drawings are for purposes of illustration and form no part of the claimed design.

1 Claim, 7 Drawing Sheets



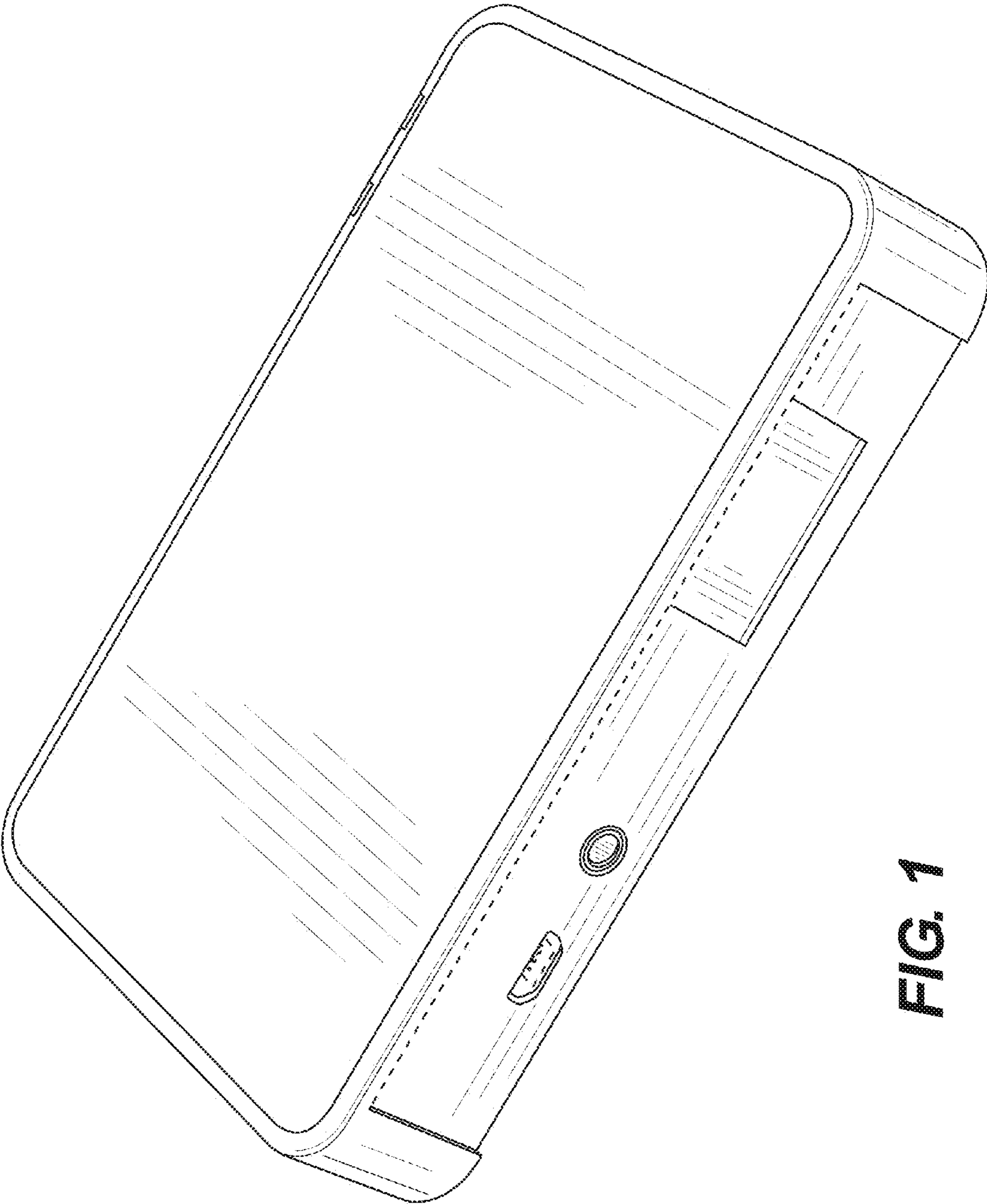


FIG. 1

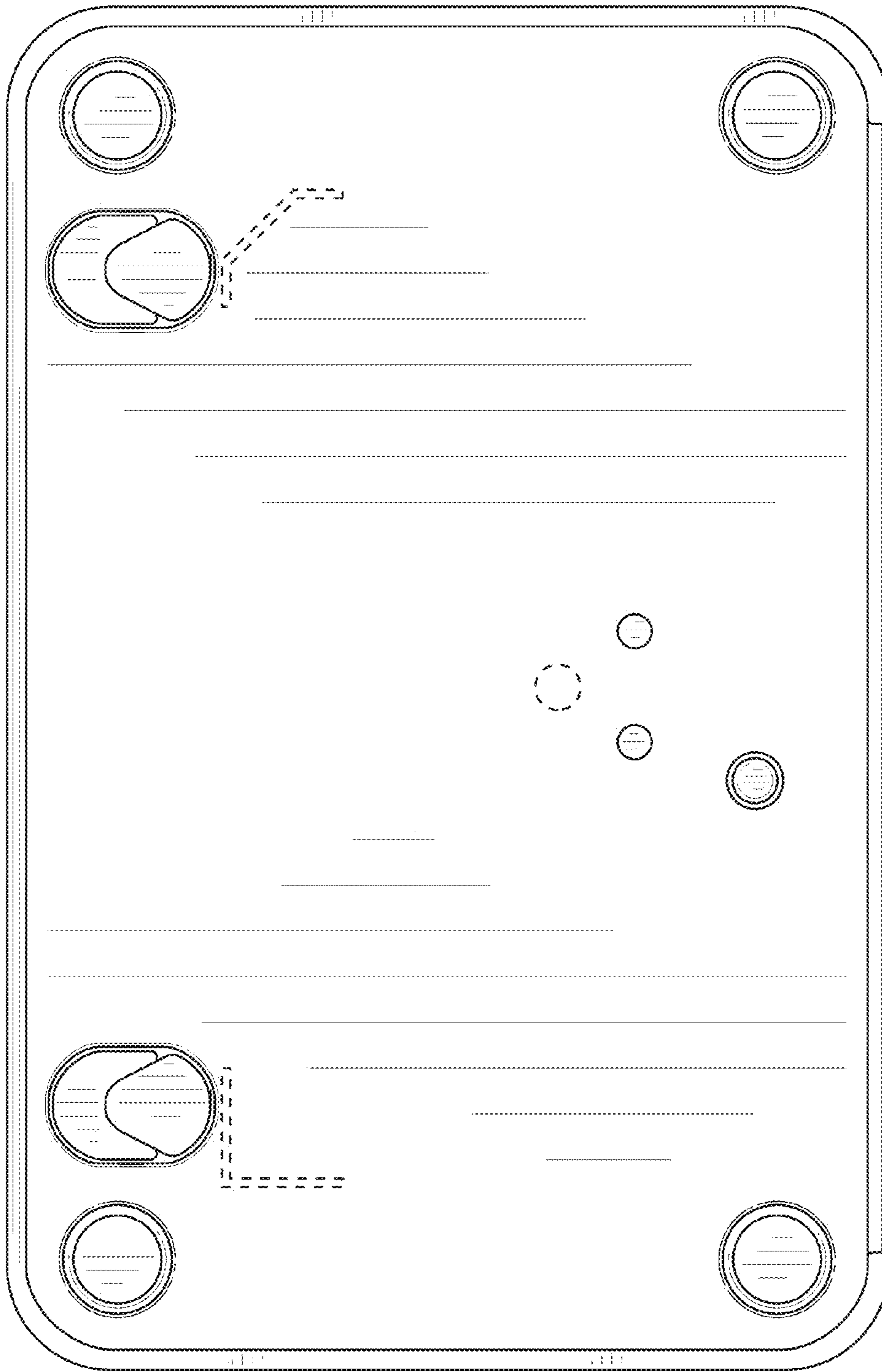


FIG. 2




FIG. 3




FIG. 4

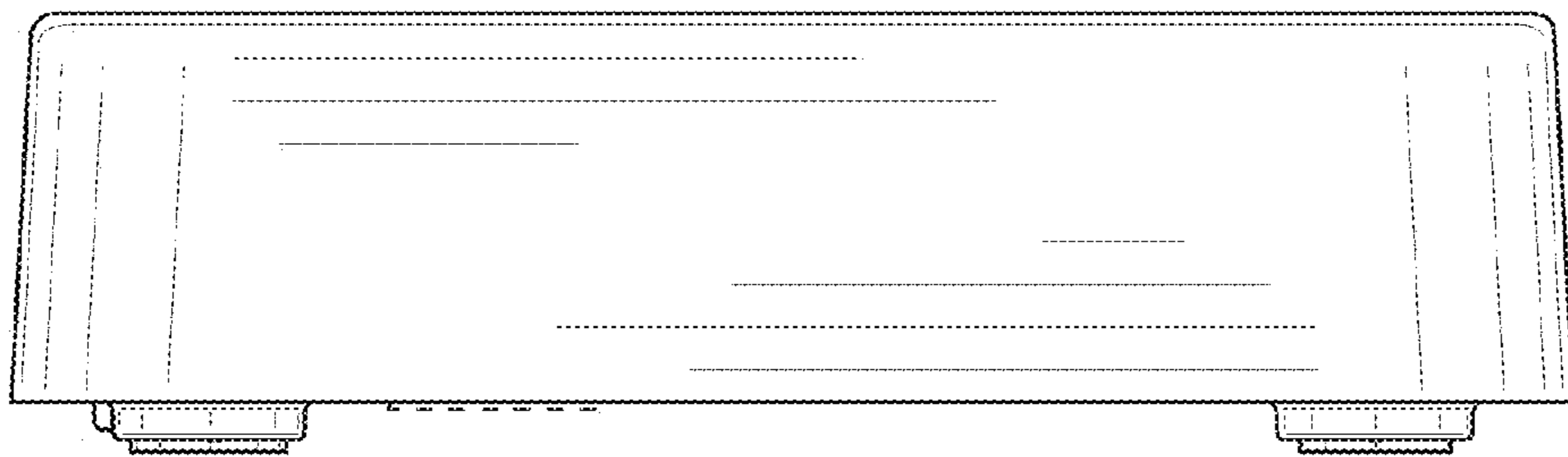


FIG. 5




FIG. 6

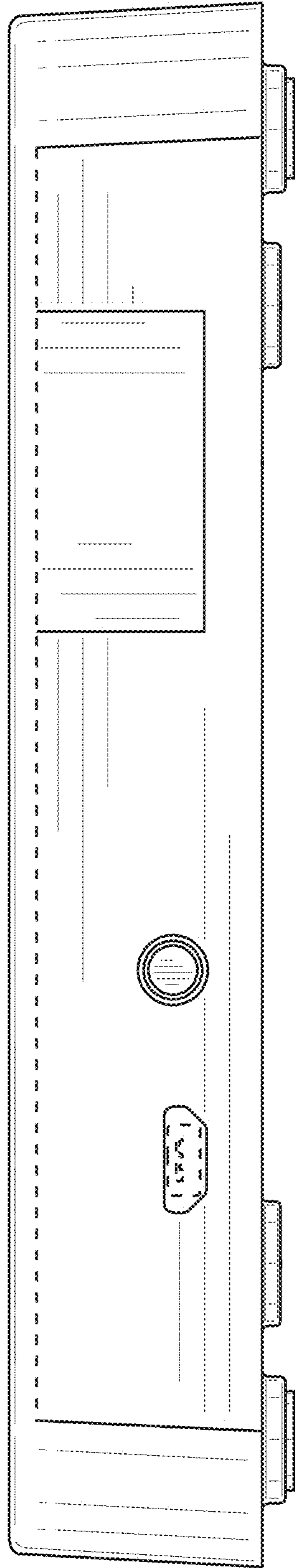


FIG. 7