



US00D742855S

(12) **United States Design Patent**
Carbone et al.

(10) **Patent No.:** **US D742,855 S**

(45) **Date of Patent:** **** Nov. 10, 2015**

(54) **SPEAKER SYSTEM**

(71) Applicant: **Bose Corporation**, Framingham, MA
(US)

(72) Inventors: **Richard J. Carbone**, Sterling, MA
(US); **Richard Arthur Grebe**, Stow,
MA (US); **Thomas Nilsen**, Auburn, MA
(US)

(73) Assignee: **Bose Corporation**, Framingham, MA
(US)

(**) Term: **14 Years**

(21) Appl. No.: **29/504,061**

(22) Filed: **Oct. 1, 2014**

Related U.S. Application Data

(63) Continuation-in-part of application No. 29/502,092,
filed on Sep. 11, 2014.

(51) **LOC (10) Cl.** **14-03**

(52) **U.S. Cl.**
USPC **D14/214**

(58) **Field of Classification Search**

USPC D14/167, 168, 170–172, 188, 194–196,
D14/204, 207, 209.1, 210–216, 219, 221,
D14/222, 224, 496; 181/143, 144, 147, 148,
181/150, 153, 157, 198, 199; 381/300–303,
381/306, 332, 333, 336, 345, 361–364,
381/386–388; 369/6–12
CPC B60R 11/0217; G06F 1/1688; H04M 1/03;
H04M 1/035; H04R 1/02; H04R 1/06; H04R
1/021; H04R 1/025; H04R 1/026; H04R
1/028; H04R 1/105; H04R 1/323; H04R
1/403; H04R 1/2803; H04R 1/2834; H04R
5/02; H04R 7/20; H04R 9/06; H04R 9/025;
H04R 2201/021; H04R 2400/00; H04R
2400/07; H04R 2499/11; H04R 2499/13;
H04R 2499/15; H04S 3/00; H04S 7/30

See application file for complete search history.

(56) **References Cited**

U.S. PATENT DOCUMENTS

D589,939 S * 4/2009 Hsu D14/214
D597,529 S * 8/2009 Tan et al. D14/214

(Continued)

OTHER PUBLICATIONS

Cnet.com; Dawson, Stephen; “Onkyo LS-B50 Soundbar System
review”; “<http://www.cnet.com/au/products/onkyo-ls-b50-soundbar-system/>”; dated Dec. 2, 2013; accessed Sep. 21, 2015;
7pgs.*

(Continued)

Primary Examiner — Keli L Hill

(74) *Attorney, Agent, or Firm* — Bose Corporation

(57) **CLAIM**

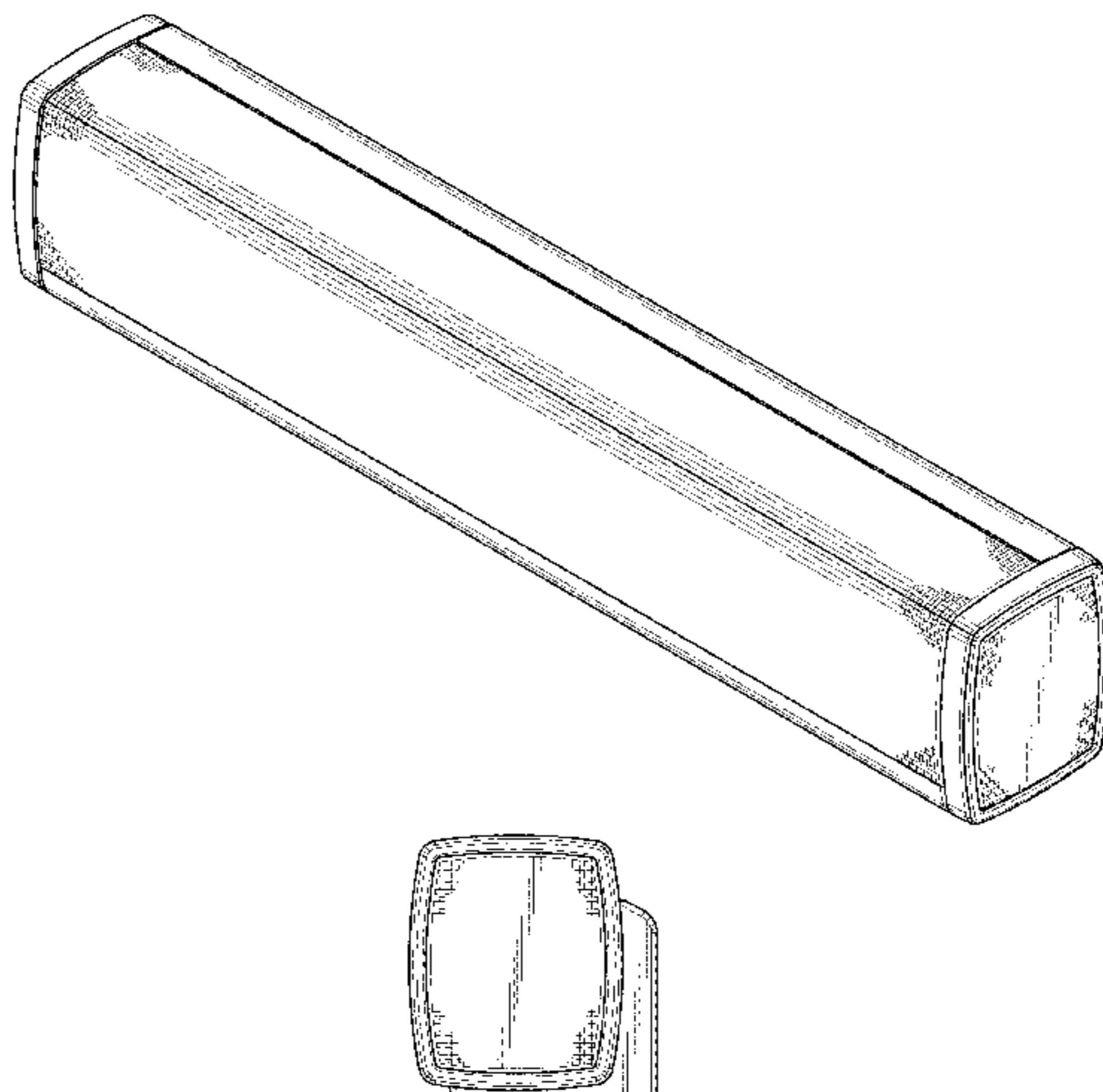
The ornamental design for a speaker system, substantially as
shown and described.

DESCRIPTION

FIG. 1 is a perspective view of a first embodiment of a speaker
system as seen from the front, top and side;
FIG. 2 is a front view thereof;
FIG. 3 is a back view thereof;
FIG. 4 is a top view thereof;
FIG. 5 is a bottom view thereof;
FIG. 6 is an opposite side view thereof;
FIG. 7 is a side view thereof;
FIG. 8 is a perspective view of a second embodiment of a
speaker system as seen from the front, top and side;
FIG. 9 is a front view thereof;
FIG. 10 is a back view thereof;
FIG. 11 is a top view thereof;
FIG. 12 is a bottom view thereof;
FIG. 13 is an opposite side thereof; and,
FIG. 14 is a side view thereof.

The dotted line portions of the drawings represent environ-
mental structure only and form no part of the claimed design.

1 Claim, 12 Drawing Sheets



(56)

References Cited

U.S. PATENT DOCUMENTS

D618,213 S * 6/2010 Goh et al. D14/209.1
D638,820 S * 5/2011 Hotta D14/214
D641,338 S * 7/2011 Chen D14/209.1
D655,690 S * 3/2012 Yagi D14/214
D669,883 S * 10/2012 Cheng D14/214
D670,264 S * 11/2012 Tsai D14/172
D672,747 S * 12/2012 Khoo et al. D14/214
D688,231 S * 8/2013 Nishii D14/214
D716,260 S * 10/2014 Park et al. D14/210
D718,335 S * 11/2014 Lee et al. D14/496
D719,976 S * 12/2014 Bang et al. D14/496

D723,586 S * 3/2015 Joo et al. D14/496
D726,153 S * 4/2015 Chang D14/215
D726,684 S * 4/2015 Schmiedbauer D14/210
D729,768 S * 5/2015 Park D14/214
D731,463 S * 6/2015 Ho D14/214
D738,853 S * 9/2015 Savage D14/214
2012/0300962 A1* 11/2012 Devoto 381/300

OTHER PUBLICATIONS

Onkyo Speaker Box LS-B50(B)shown in a catalog published May 21, 2014.

* cited by examiner

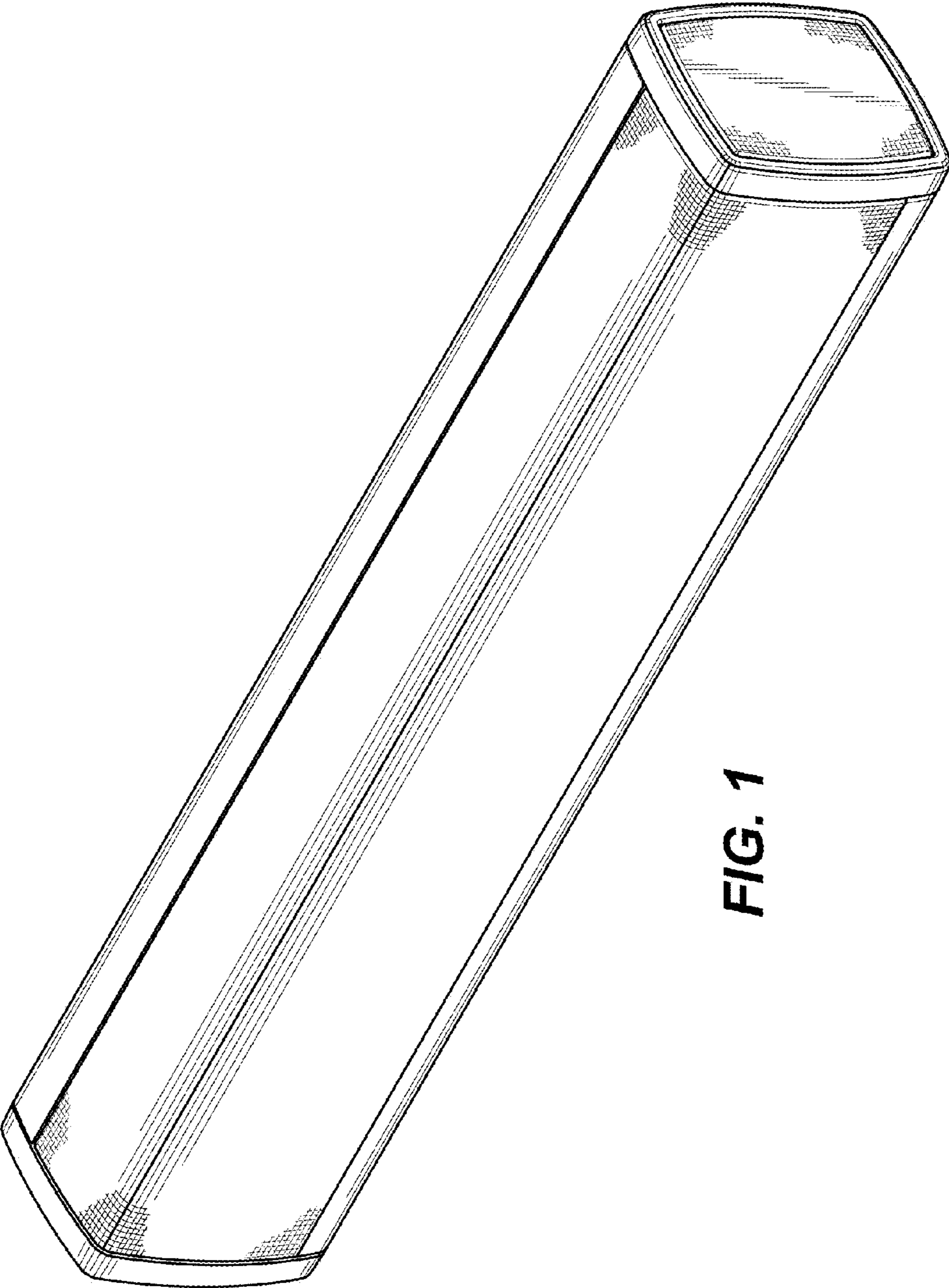


FIG. 1




FIG. 2

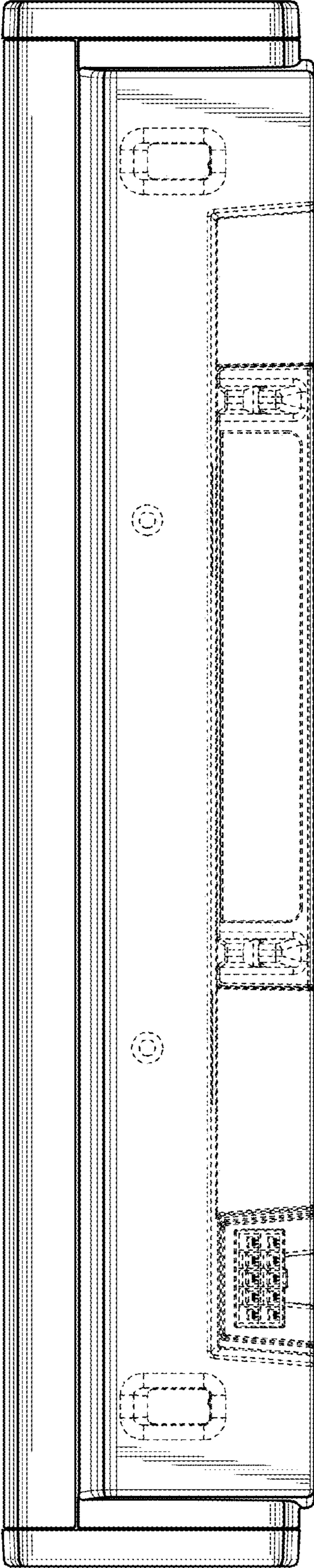


FIG. 3




FIG. 4

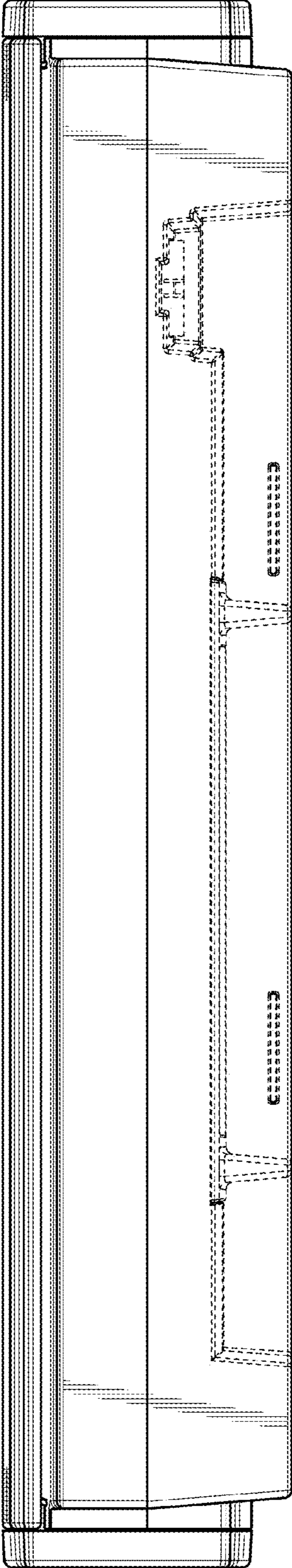


FIG. 5

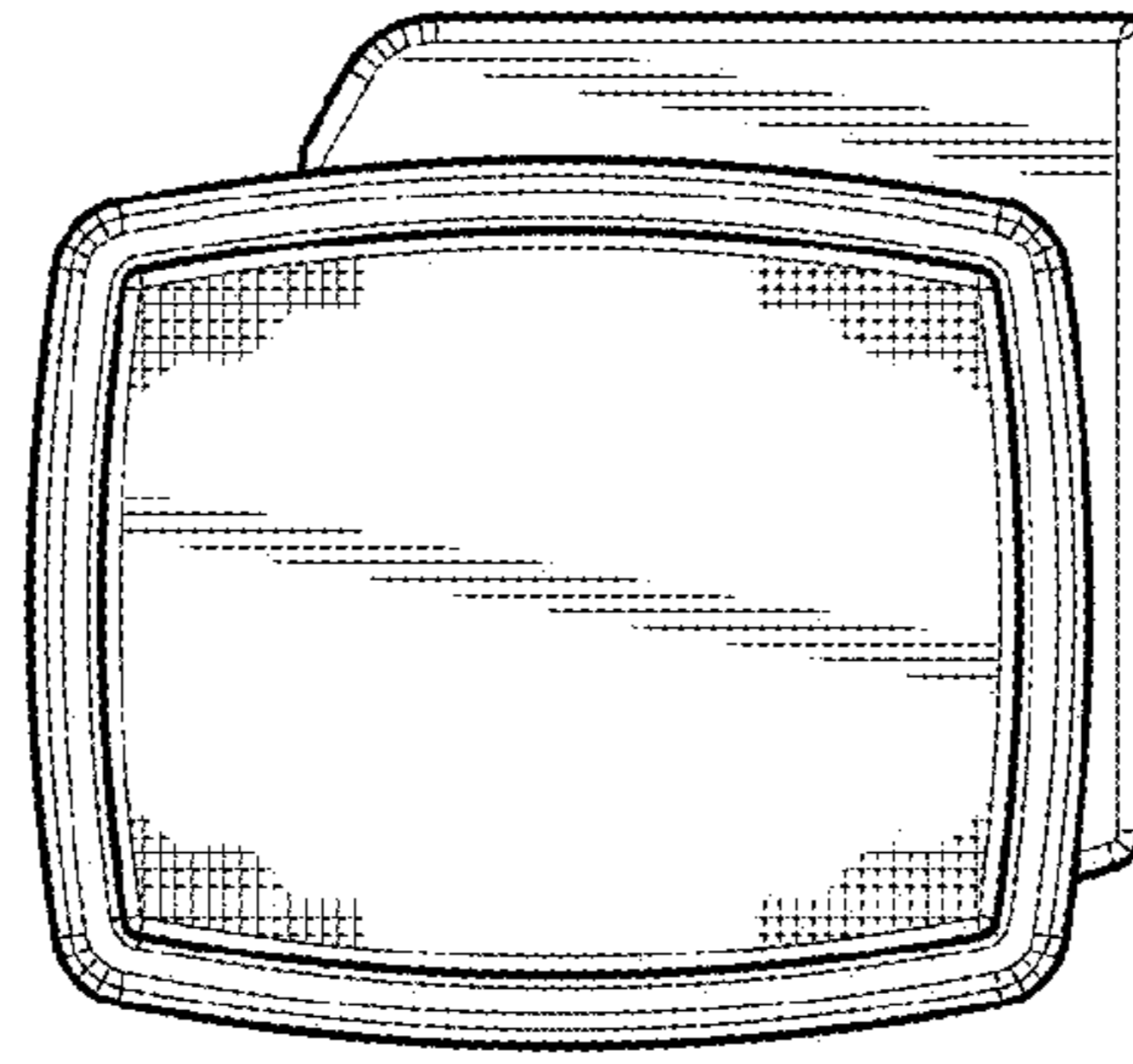


FIG. 7

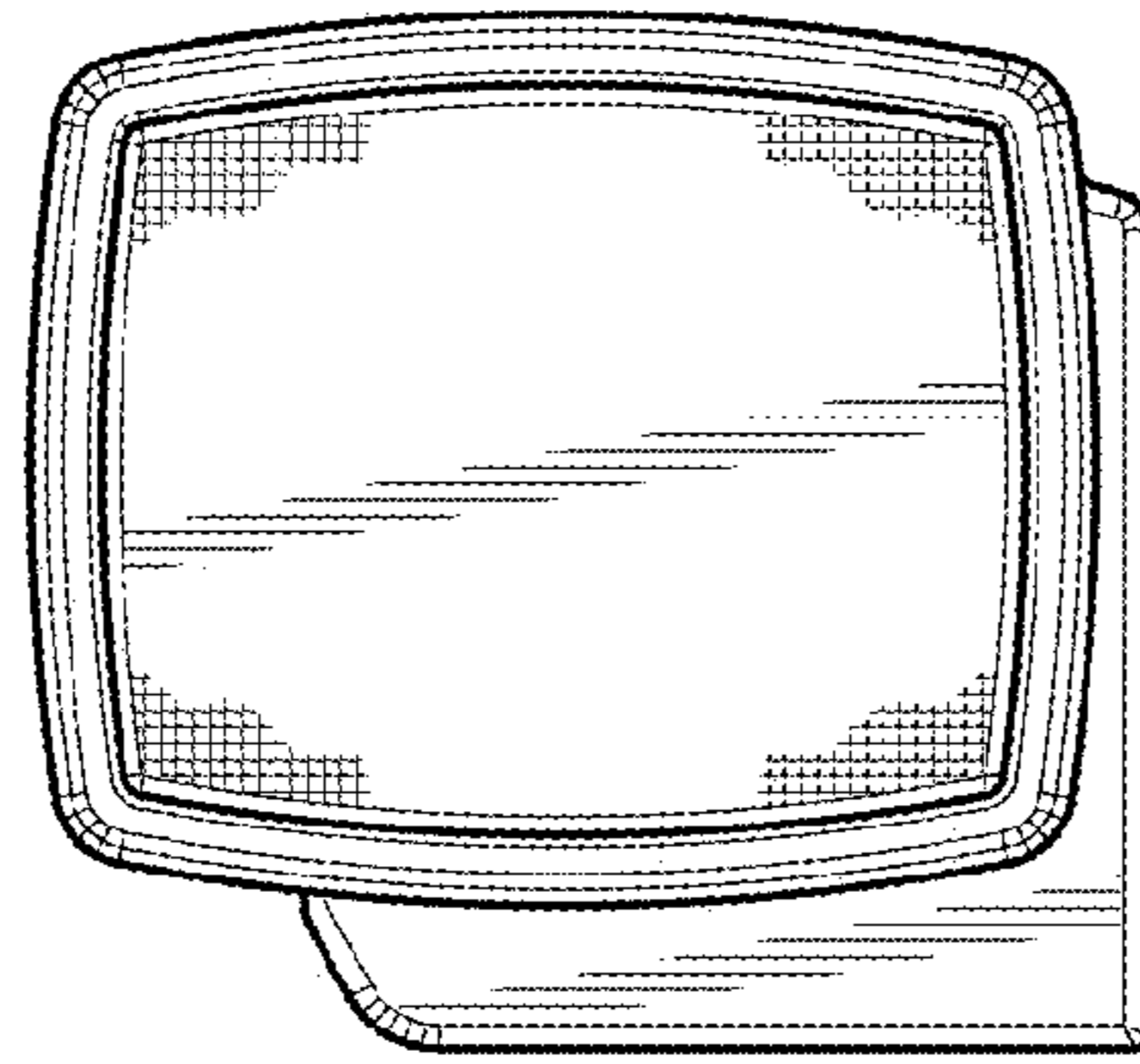


FIG. 6

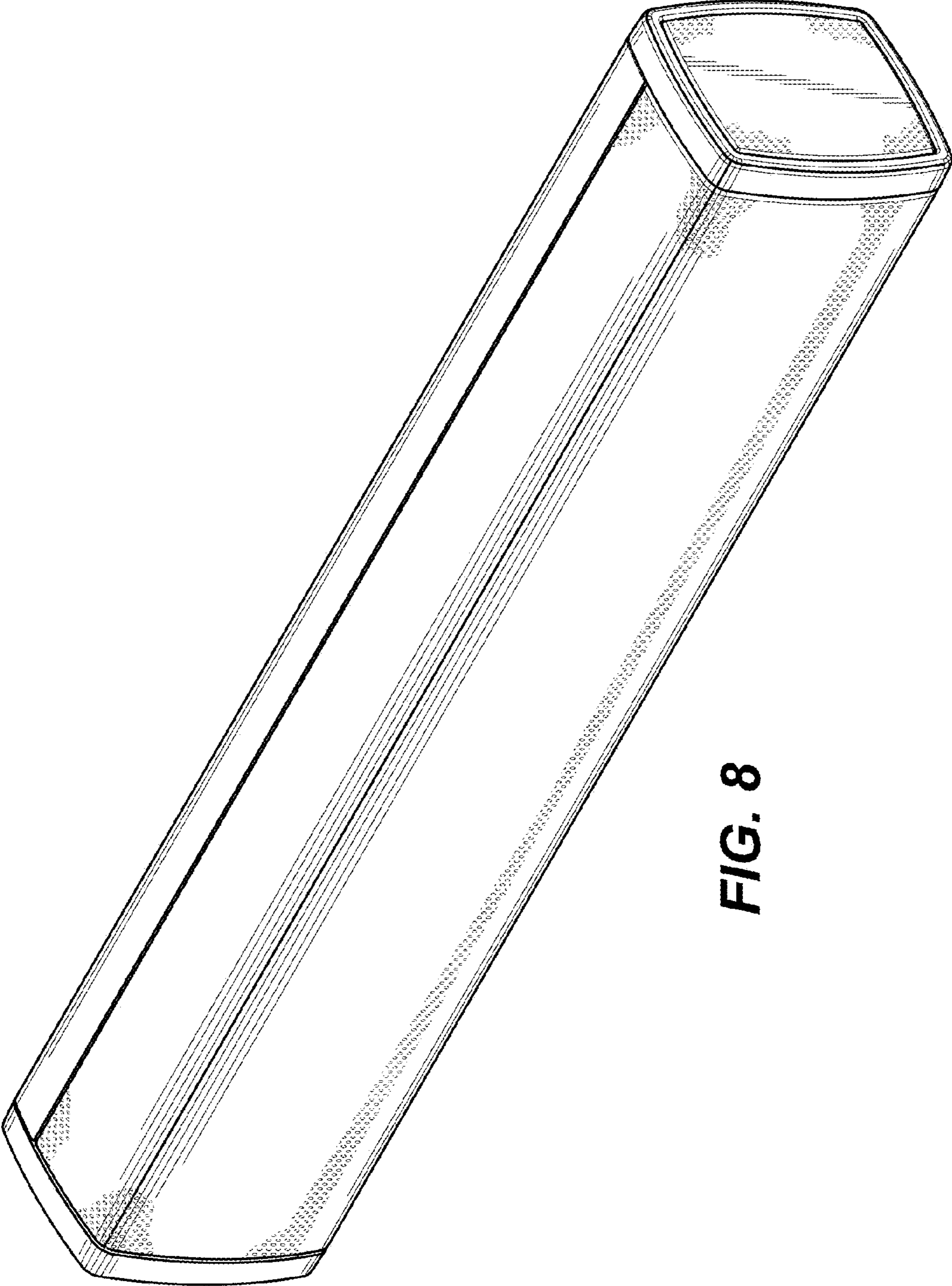


FIG. 8




FIG. 9

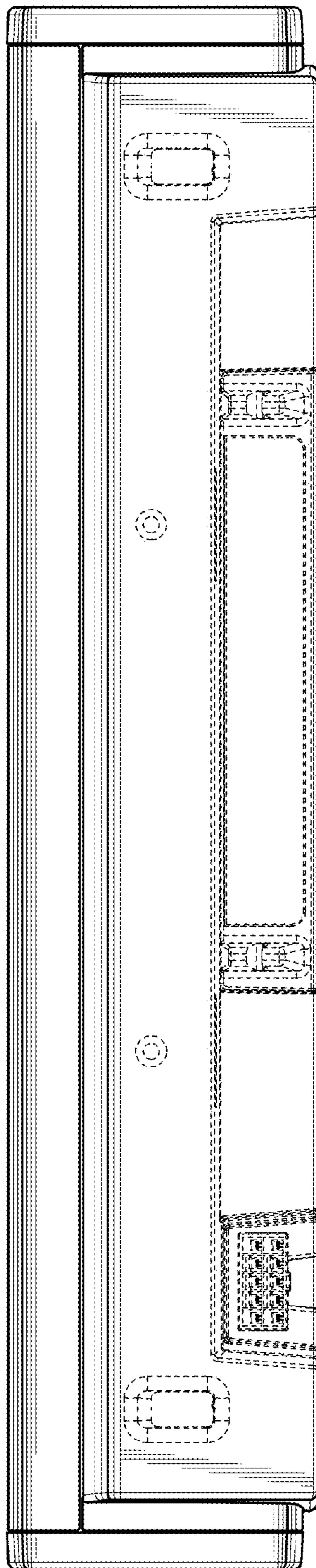


FIG. 10

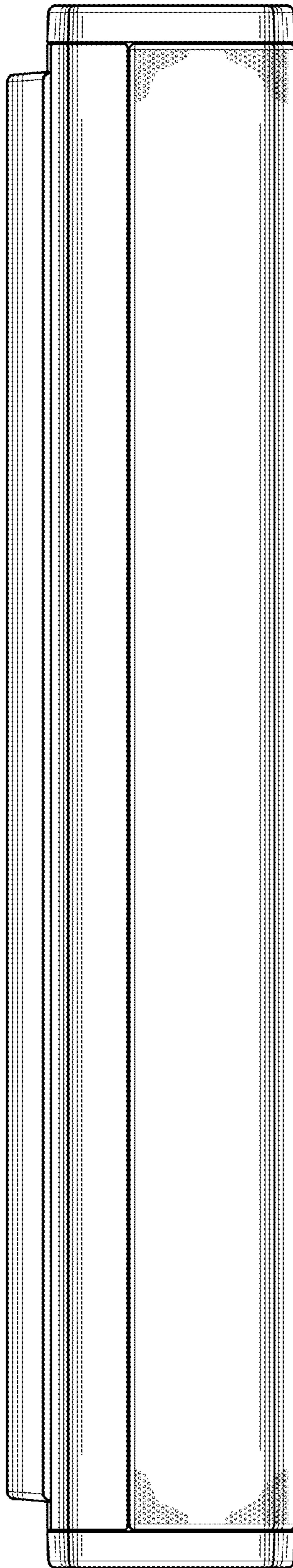


FIG. 11

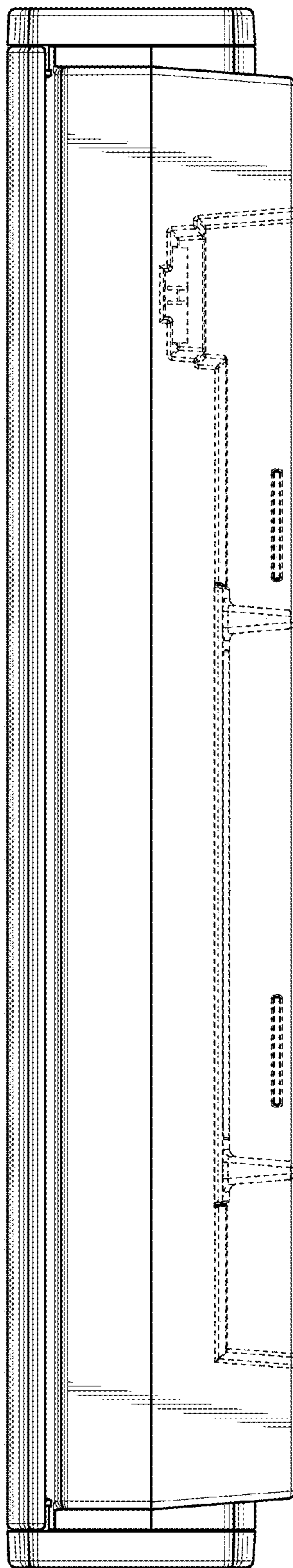


FIG. 12

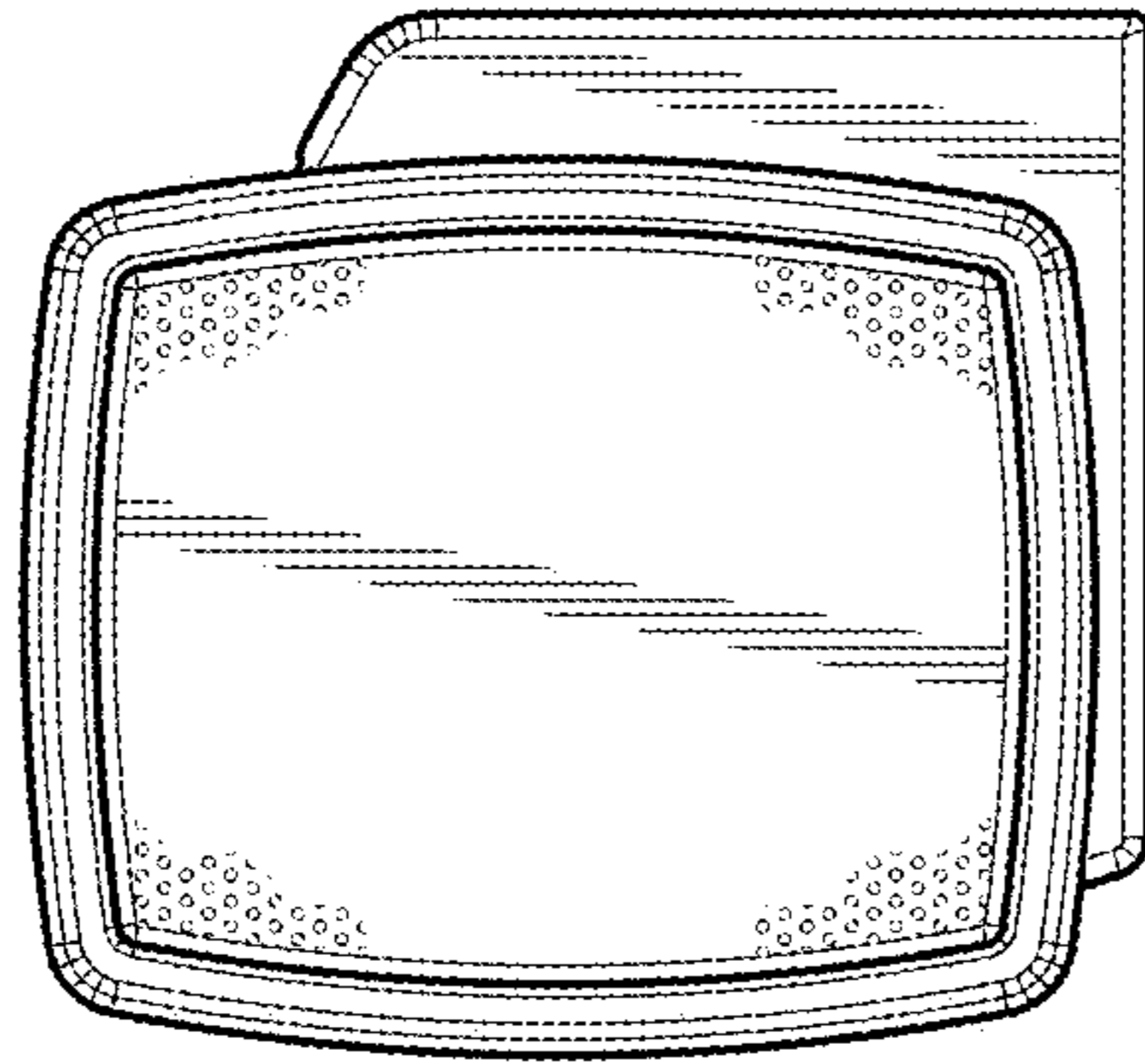


FIG. 14

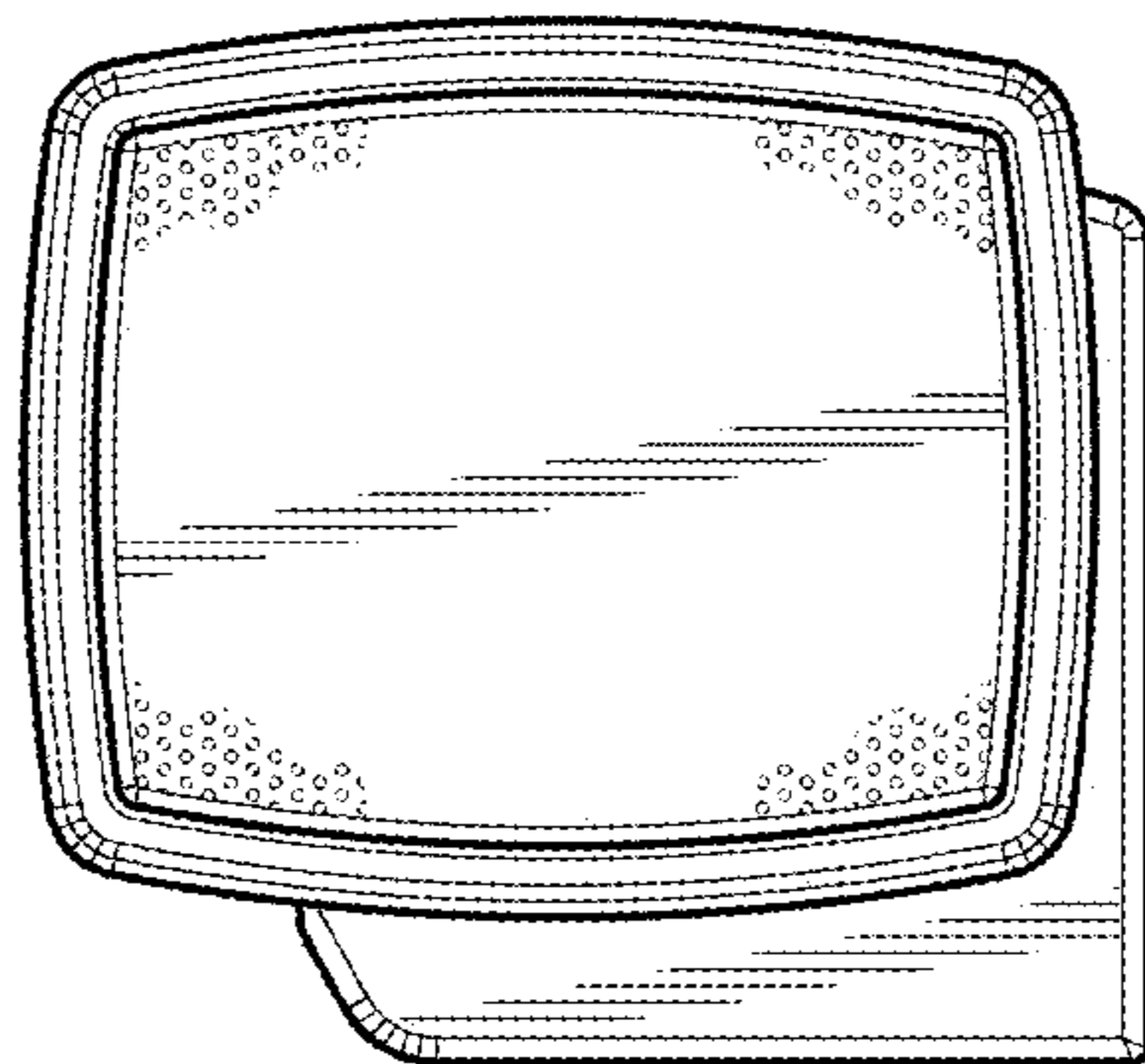


FIG. 13