



US00D742841S

(12) **United States Design Patent**  
**Kawaguchi**

(10) **Patent No.:** **US D742,841 S**  
(45) **Date of Patent:** **\*\* Nov. 10, 2015**

- (54) **TOUCH SENSITIVE DEVICE**
- (71) Applicant: **Sony Corporation**, Tokyo (JP)
- (72) Inventor: **Hiroto Kawaguchi**, Tokyo (JP)
- (73) Assignee: **Sony Corporation**, Tokyo (JP)
- (\*\*) Term: **14 Years**
- (21) Appl. No.: **29/465,735**
- (22) Filed: **Aug. 30, 2013**

D633,054	S *	2/2011	Fujihara et al.	.....	D13/180
8,149,222	B2 *	4/2012	Hsieh et al.	.....	345/173
8,212,792	B2 *	7/2012	Kent	.....	345/174
8,269,744	B2 *	9/2012	Agari et al.	.....	345/174
8,427,451	B2 *	4/2013	Waterbury	.....	345/174

(Continued)

*Primary Examiner* — Selina Sikder

(74) *Attorney, Agent, or Firm* — Michael Best & Friedrich LLP

(57) **CLAIM**

The ornamental design for a touch sensitive device, as shown and described.

(30) **Foreign Application Priority Data**

Mar. 26, 2013	(JP)	.....	D2013-006715
Mar. 26, 2013	(JP)	.....	D2013-006716
Mar. 26, 2013	(JP)	.....	D2013-006717
Mar. 26, 2013	(JP)	.....	D2013-006718
Mar. 26, 2013	(JP)	.....	D2013-006719
Mar. 26, 2013	(JP)	.....	D2013-006720

(51) **LOC (10) Cl.** ..... **13-03**

(52) **U.S. Cl.**  
USPC ..... **D13/182**

(58) **Field of Classification Search**  
USPC ..... D13/180, 182; 29/825; 200/512;  
257/40; 324/661; 345/173, 174;  
349/40, 86; 430/311; 438/22  
CPC ... G02F 1/1334; G06F 3/0412; G06F 3/0414;  
G06F 3/044; G06F 3/045; G06F 3/0488;  
H01L 29/458

See application file for complete search history.

(56) **References Cited**

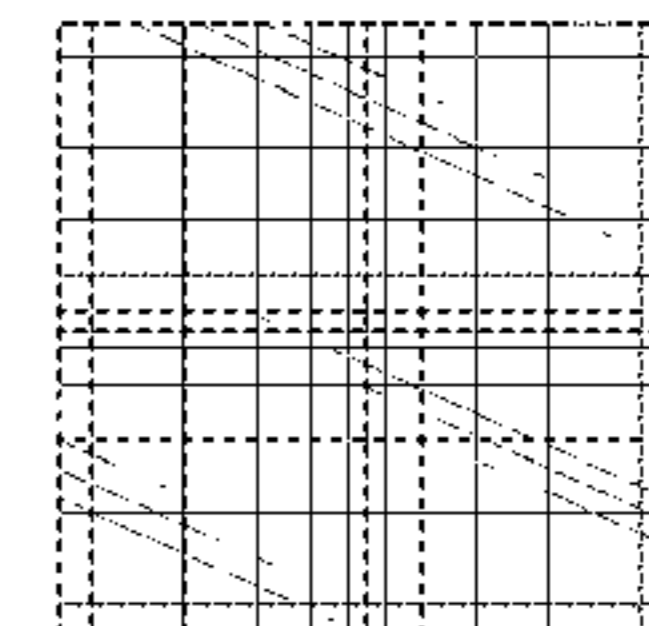
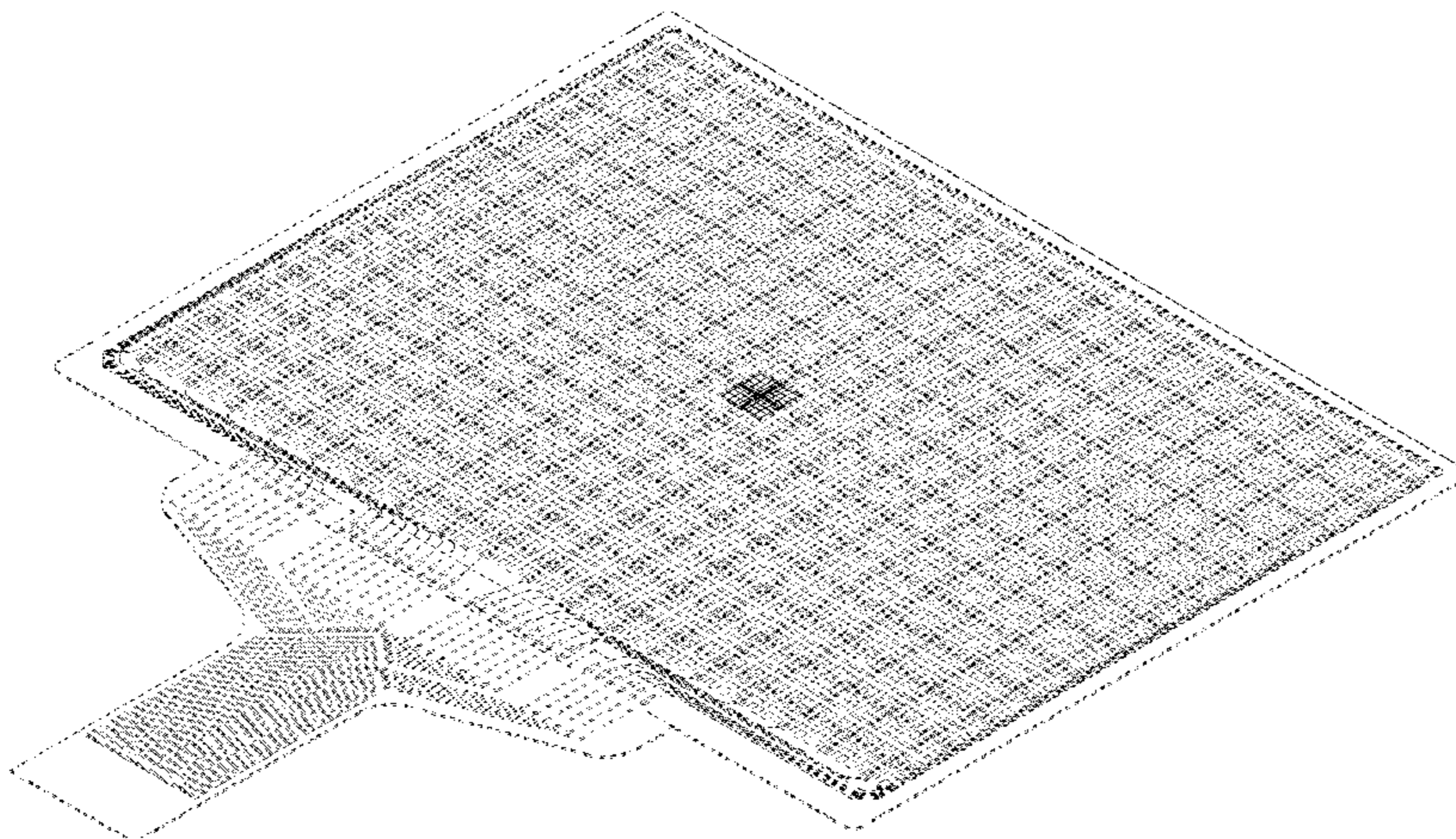
**U.S. PATENT DOCUMENTS**

4,672,153	A *	6/1987	Kikuchi	.....	178/18.09
5,548,306	A *	8/1996	Yates et al.	.....	345/174
6,380,497	B1 *	4/2002	Hashimoto et al.	.....	200/5 A
6,456,279	B1 *	9/2002	Kubo et al.	.....	345/173
6,639,163	B2 *	10/2003	Fukui et al.	.....	200/512
6,829,030	B2 *	12/2004	Hagiwara	.....	349/149
7,388,577	B2 *	6/2008	Potsch	.....	345/173

**DESCRIPTION**

FIG. 1 is a perspective view of a first embodiment of a touch sensitive device showing my new design; FIG. 2 is a front elevational view thereof; and FIG. 3 is a rear elevational view thereof. FIG. 4 is an enlarged front elevational view thereof showing the claimed portion, a rear elevational view thereof being a mirror image; FIG. 5 is a perspective view of a second embodiment of a touch sensitive device showing my new design; and FIG. 6 is a front elevational view thereof; FIG. 7 is an enlarged front elevational view thereof showing the claimed portion. FIG. 8 is a perspective view of a third embodiment of a touch sensitive device showing my new design; and FIG. 9 is a front elevational view thereof. FIG. 10 is an enlarged front elevational view thereof showing the claimed portion. FIG. 11 is a left side elevational view of the embodiments of FIGS. 1, 5 and 8; FIG. 12 is a right side elevational view thereof; FIG. 13 is a top plan view thereof; and, FIG. 14 is a bottom plan view thereof. Portions shown as broken lines are for illustrative purposes only and form no part of the claimed design. Dot-dash broken lines define the boundaries of, but not included in, the claimed design.

**1 Claim, 12 Drawing Sheets**



(56)

**References Cited**

U.S. PATENT DOCUMENTS

D690,277 S *	9/2013	Matsuhisa et al. ....	D13/180	8,860,685 B2 *	10/2014	Takeuchi et al. ....	345/174
8,587,558 B2 *	11/2013	Yin et al. ....	345/174	8,860,690 B2 *	10/2014	Trend et al. ....	345/174
8,591,279 B1 *	11/2013	Cok et al. ....	445/24	8,884,917 B2 *	11/2014	Seo .....	345/174
8,599,150 B2 *	12/2013	Philipp .....	345/173	8,913,031 B2 *	12/2014	Honda et al. ....	345/174
8,654,096 B2 *	2/2014	Yanase et al. ....	345/174	8,922,505 B2 *	12/2014	Kang et al. ....	345/173
8,661,662 B1 *	3/2014	Cok .....	29/846	8,922,522 B2 *	12/2014	Atsuta et al. ....	345/174
8,692,948 B2 *	4/2014	Park et al. ....	349/40	2004/0095332 A1 *	5/2004	Blanchard .....	345/173
8,723,841 B2 *	5/2014	Ishizaki et al. ....	345/178	2004/0164966 A1 *	8/2004	Lee .....	345/173
8,749,518 B2 *	6/2014	Kuo .....	345/174	2007/0097292 A1 *	5/2007	Clark et al. ....	349/86
8,819,927 B2 *	9/2014	Cok .....	29/825	2009/0284487 A1 *	11/2009	Nakanishi et al. ....	345/173
8,842,093 B2 *	9/2014	Magami et al. ....	345/174	2010/0020039 A1 *	1/2010	Ricks et al. ....	345/173
8,854,327 B2 *	10/2014	Cok .....	345/173	2010/0026664 A1 *	2/2010	Geaghan .....	345/174
				2010/0062574 A1 *	3/2010	Kim et al. ....	438/158
				2011/0157087 A1 *	6/2011	Kanehira et al. ....	345/174
				2013/0234734 A1 *	9/2013	Iida et al. ....	324/661

\* cited by examiner

FIG.1

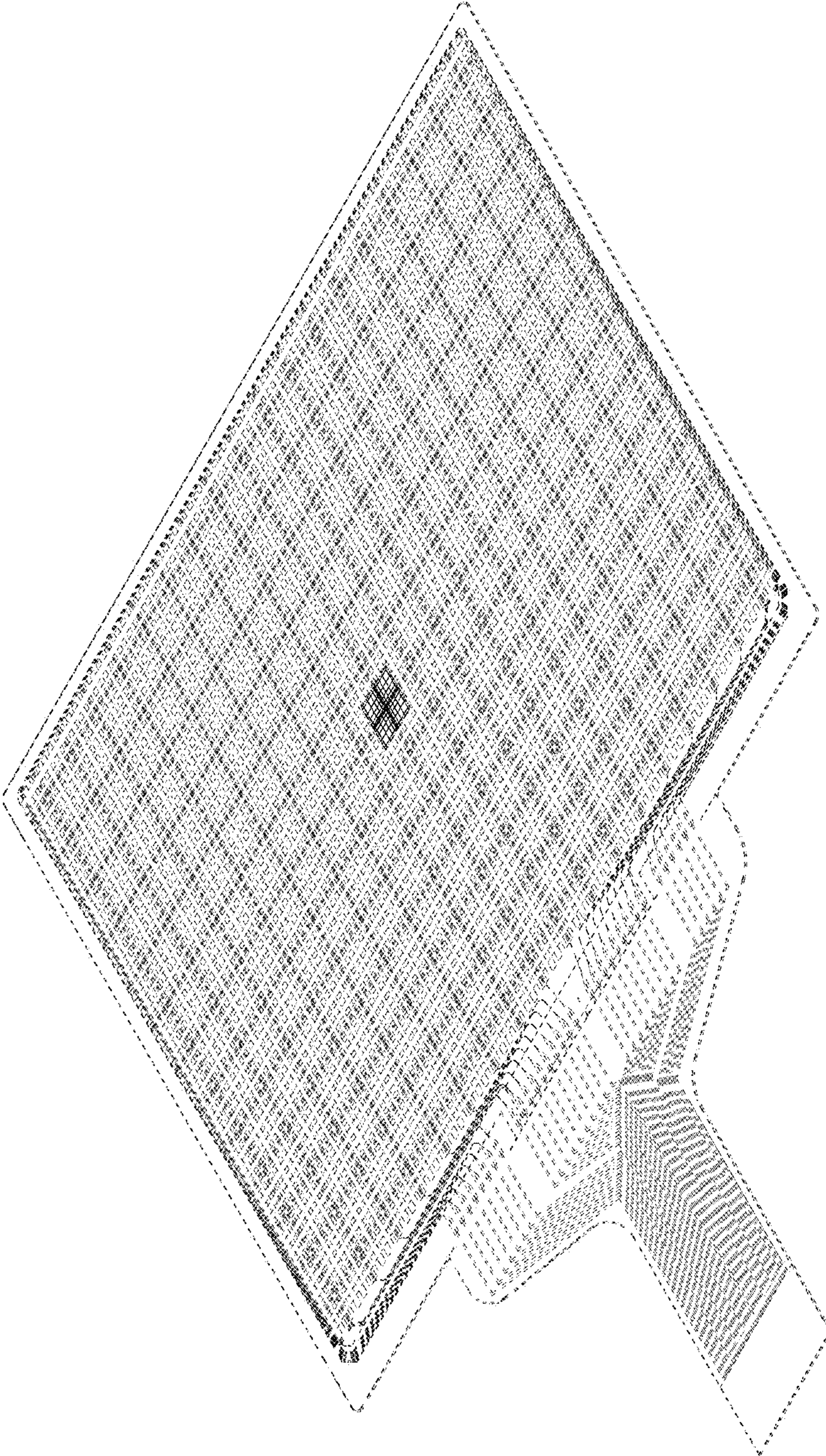


FIG.2

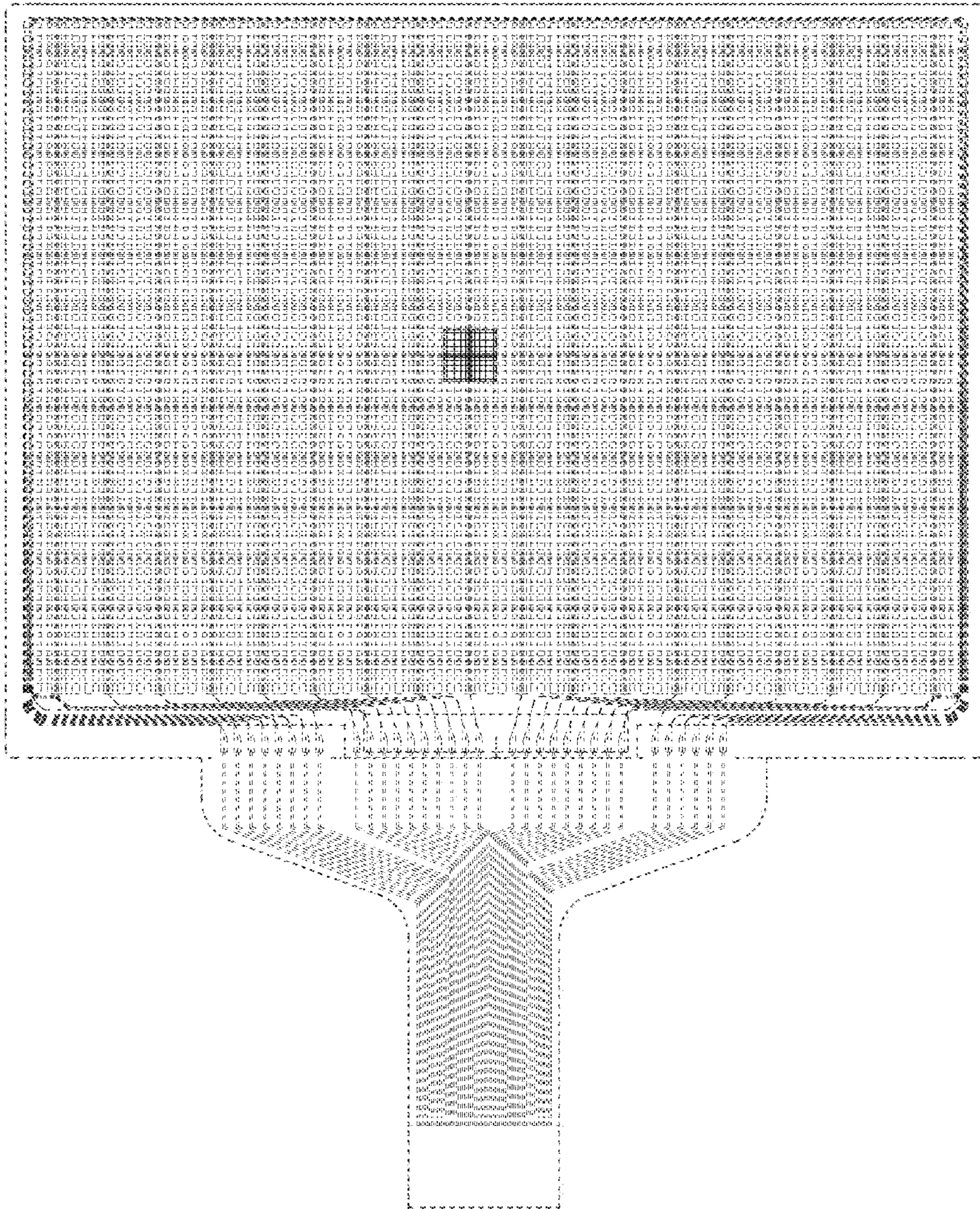


FIG. 3

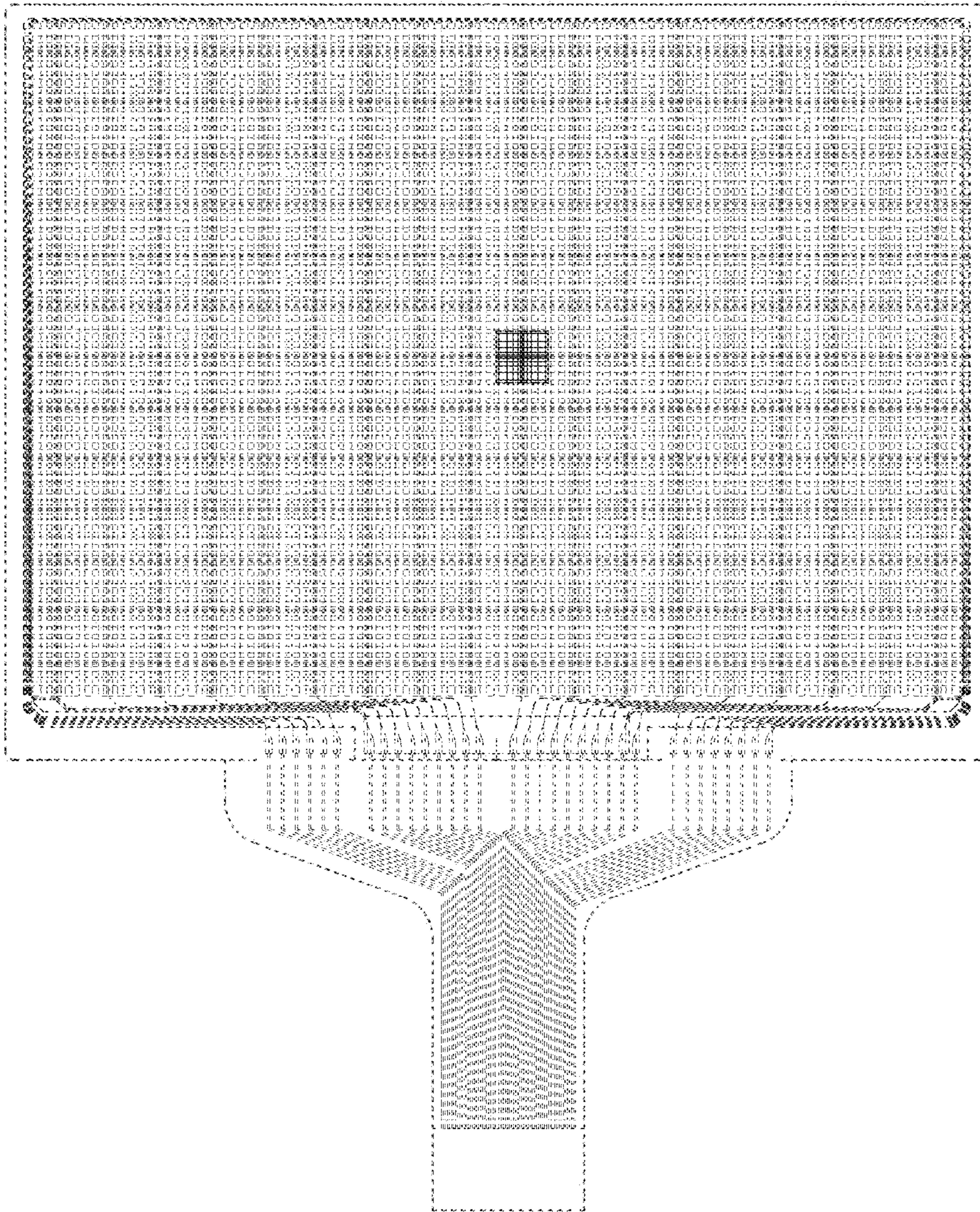


FIG.4

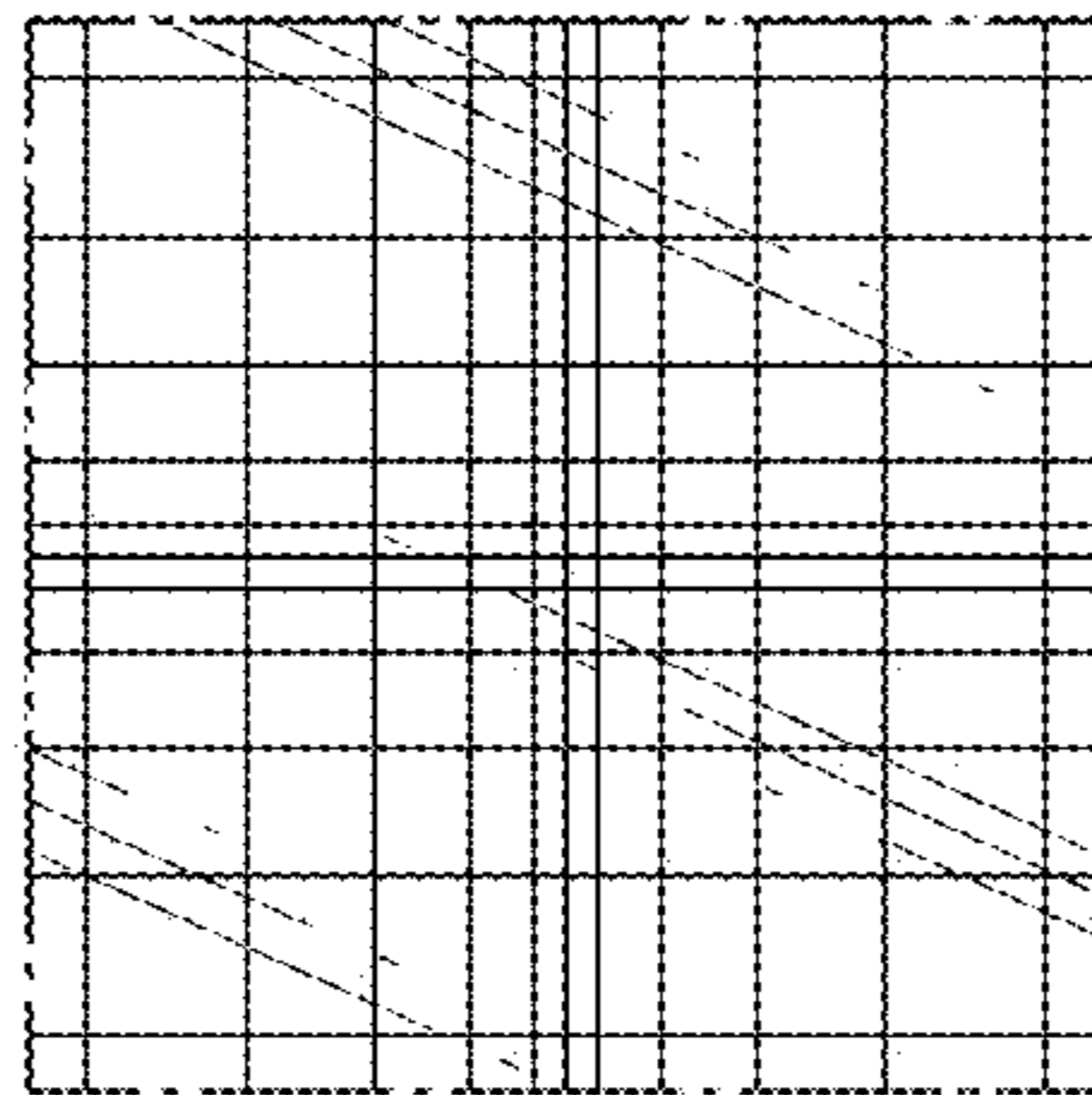


FIG. 5

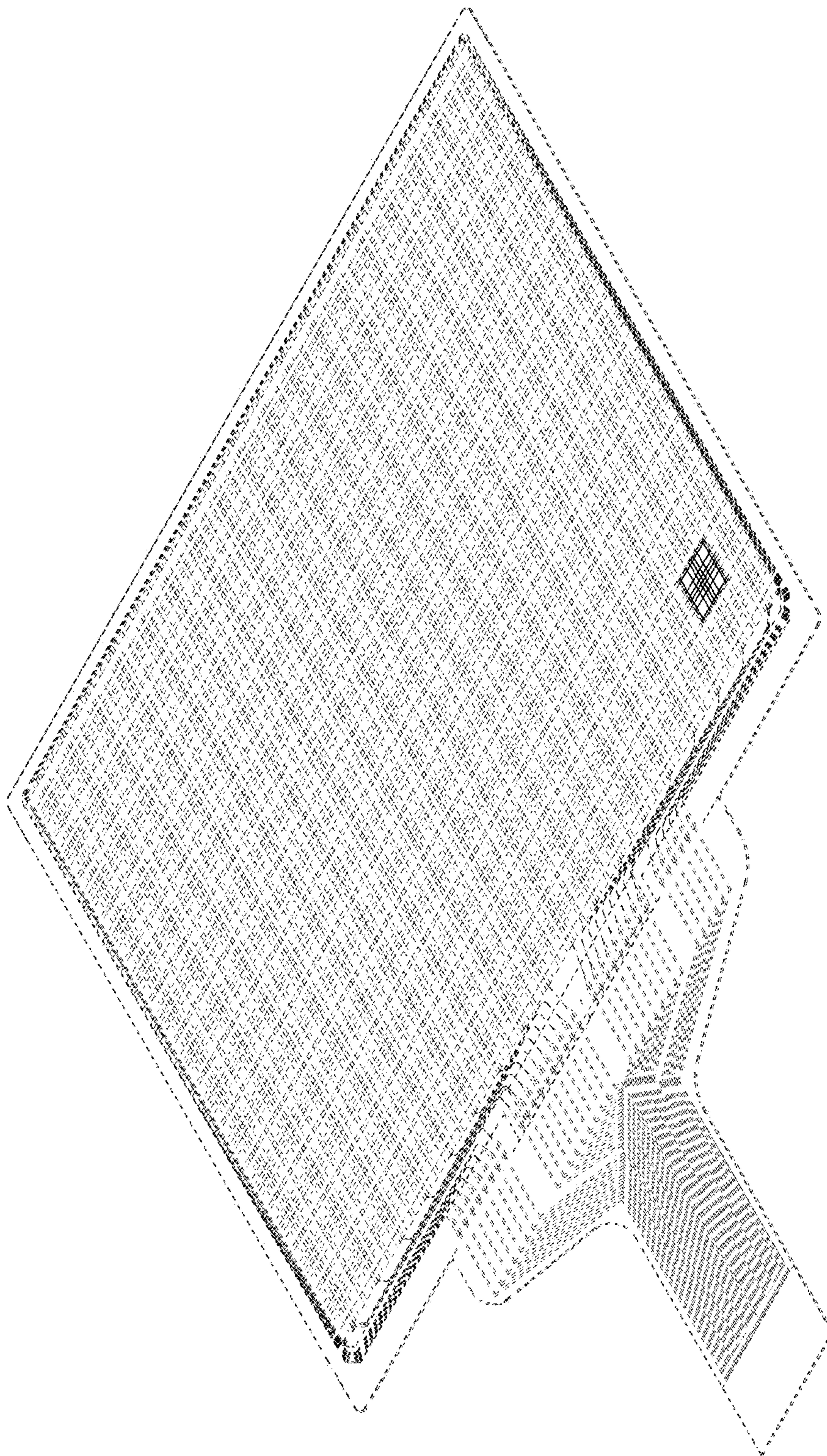


FIG.6

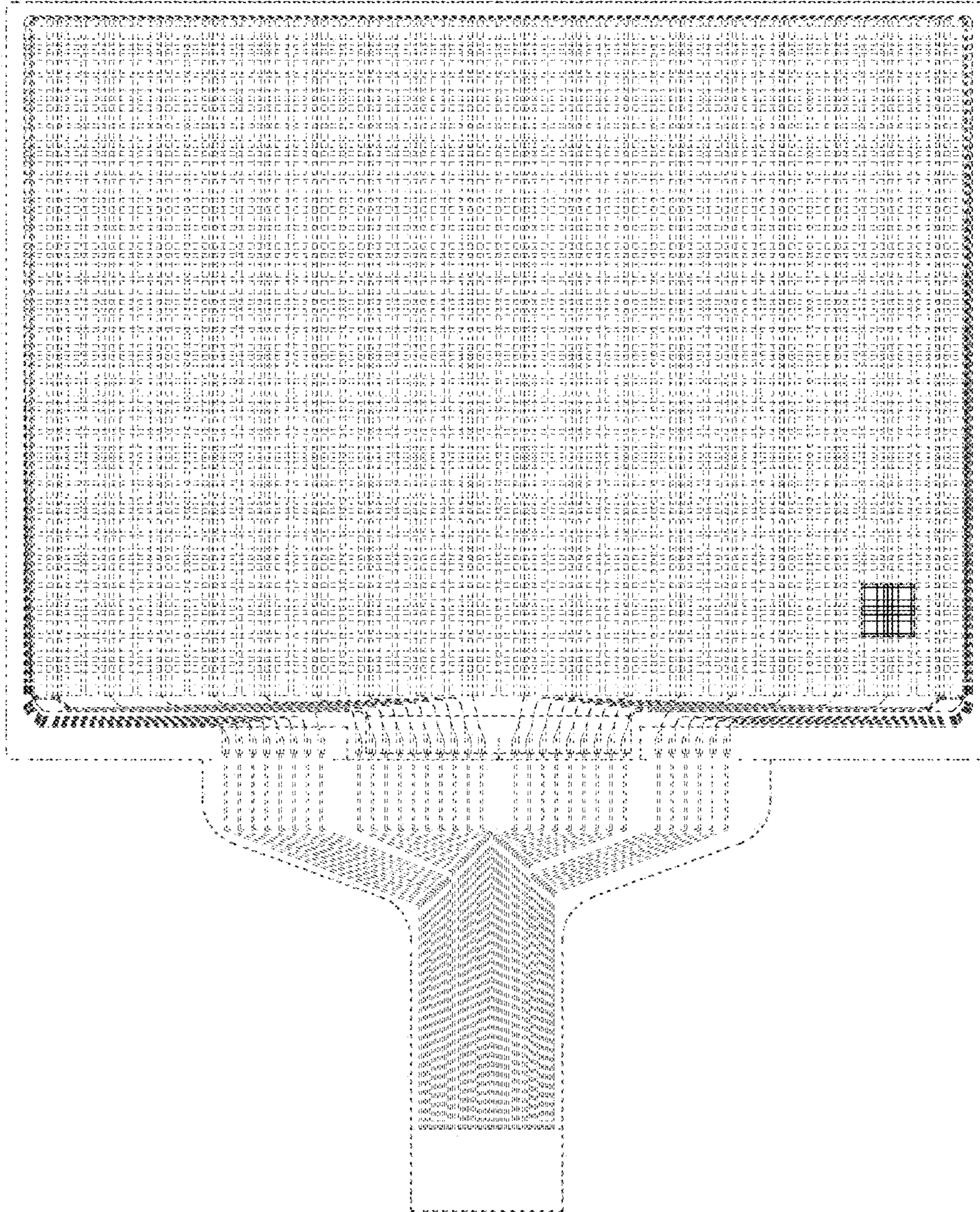




FIG. 7

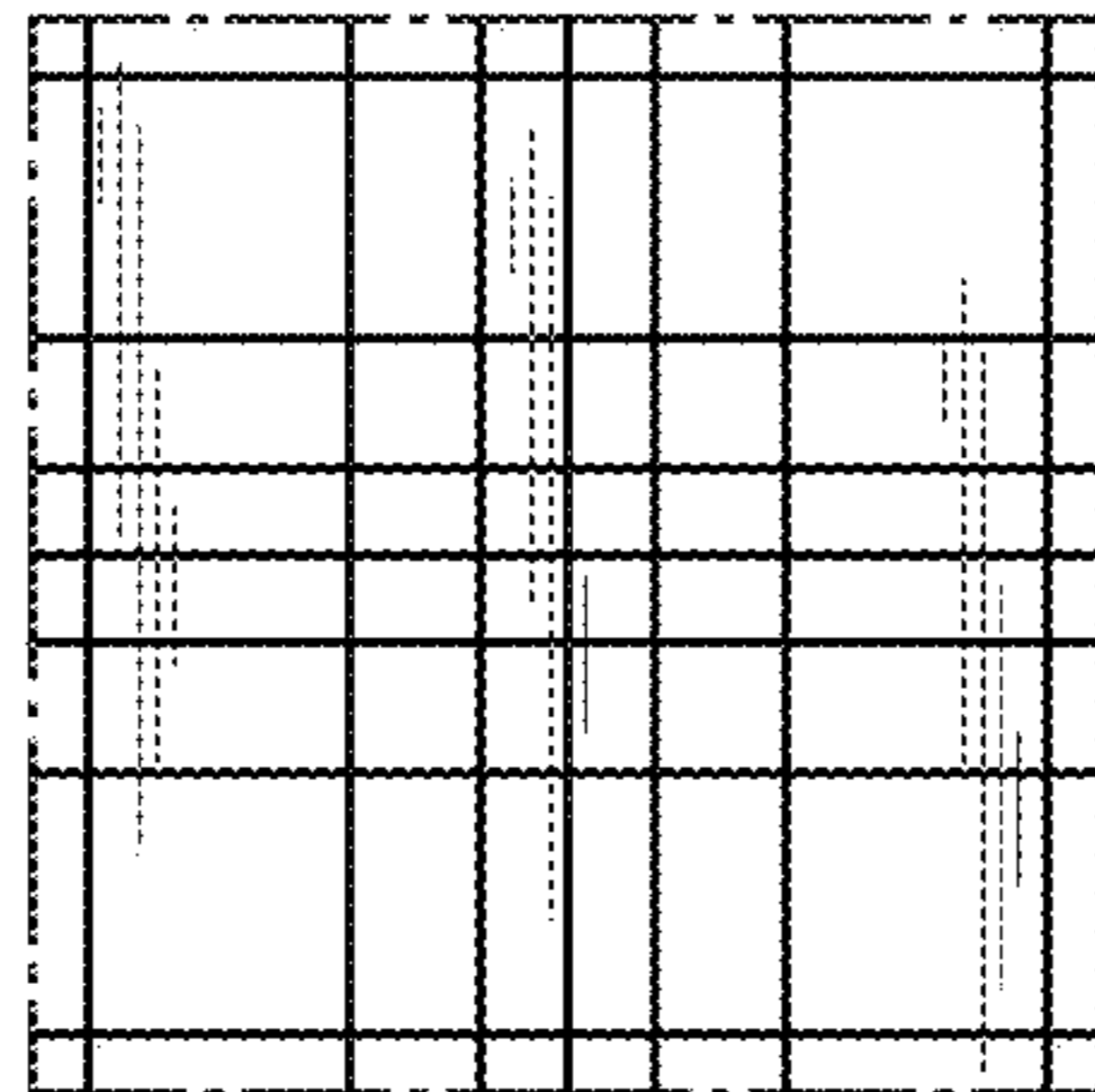


FIG. 8

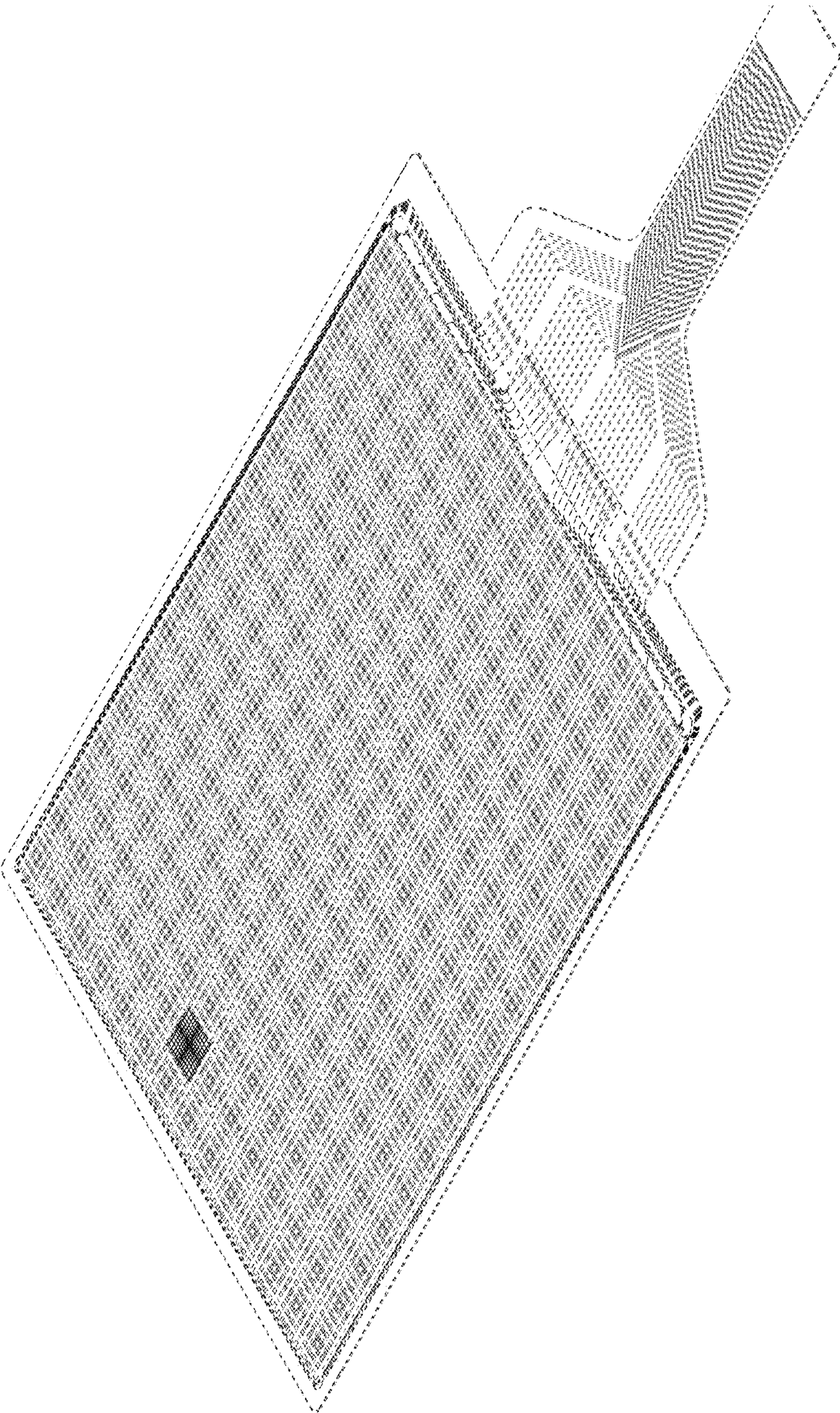


FIG. 9

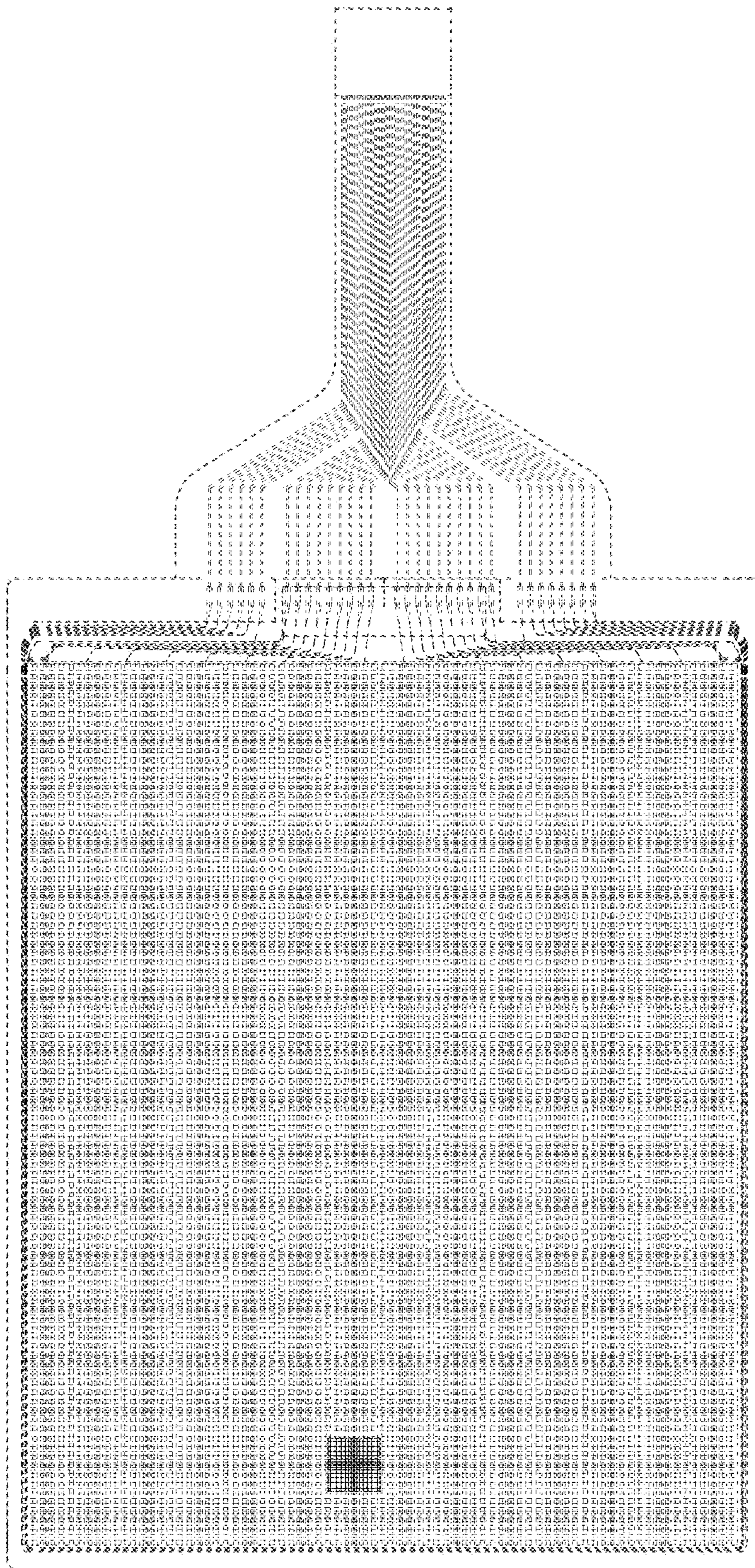


FIG. 10

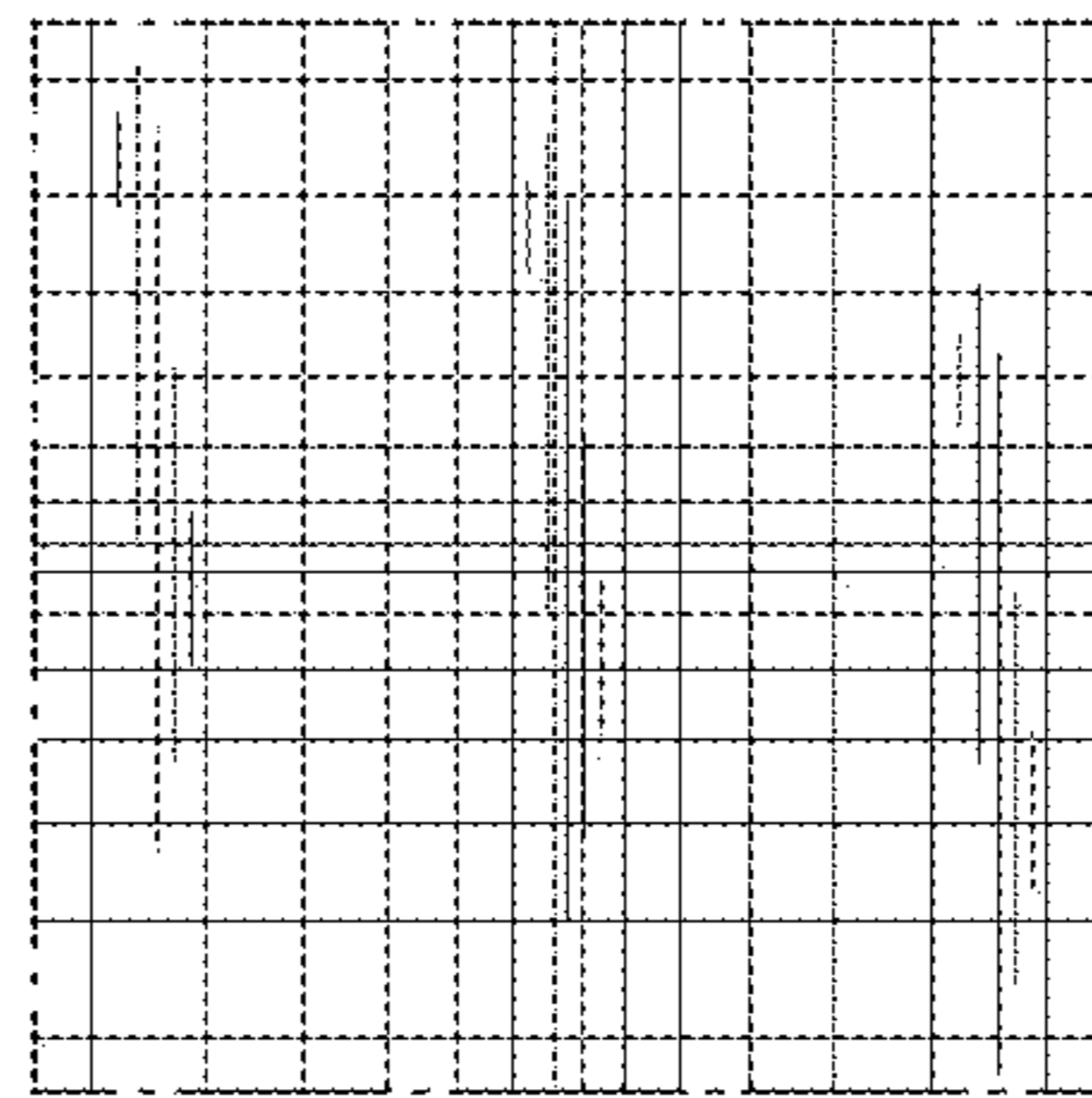


FIG.11

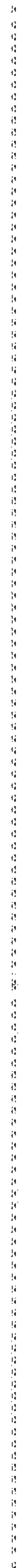
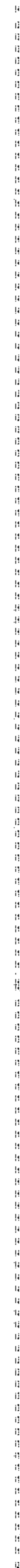


FIG.12



**FIG.13**

---

**FIG.14**

---