



US00D742812S

(12) **United States Design Patent**
Hutz et al.

(10) **Patent No.:** **US D742,812 S**

(45) **Date of Patent:** **** Nov. 10, 2015**

(54) **TIRE TREAD**

(71) Applicants: **Compagnie Generale Des Etablissements Michelin**, Clermont-Ferrand (FR); **Michelin Recherche et Technique S.A.**, Granges-Paccot (CH)

(72) Inventors: **John A. Hutz**, Greer, SC (US); **Lyle James**, Dayton, OH (US); **Mhamed Louzri**, Taylors, SC (US); **Scott Norville**, Greer, SC (US); **David Pressley**, Taylors, SC (US); **Brad Weaver**, Greenville, SC (US)

(73) Assignees: **MICHELIN RECHERCHE et TECHNIQUE S.A.**, Granges-Paccot (CH); **COMPAGNIE GENERALE DES ETABLISSEMENTS MICHELIN**, Clermont-Ferrand (FR)

(**) Term: **14 Years**

(21) Appl. No.: **29/485,813**

(22) Filed: **Mar. 24, 2014**

(51) **LOC (10) Cl.** **12-15**

(52) **U.S. Cl.**
USPC **D12/600**

(58) **Field of Classification Search**
USPC D12/568-603; 152/209.1-209.28
CPC B60C 11/0306; B60C 11/04; B60C 11/12; B60C 11/13; B60C 11/11; B60C 11/005; B60C 11/1307; B60C 1/0016; B60C 2011/1213

See application file for complete search history.

(56) **References Cited**

U.S. PATENT DOCUMENTS

D393,236 S	4/1998	Rowe	
D397,649 S	9/1998	Grosskopf et al.	
D399,798 S	10/1998	Grosskopf et al.	
D420,951 S	* 2/2000	Cai	D12/602
D444,109 S	* 6/2001	De Coninck	D12/602
D457,128 S	* 5/2002	Robert	D12/579
D457,486 S	* 5/2002	Guspodin	D12/579

D512,370 S	12/2005	Pang	
D559,773 S	* 1/2008	Campana	D12/579
D595,641 S	* 7/2009	Carter et al.	
D618,613 S	* 6/2010	Vandaele et al.	
D627,708 S	* 11/2010	Carter et al.	
D636,722 S	* 4/2011	Davidson et al.	
D648,262 S	* 11/2011	Hermann et al.	
D661,639 S	* 6/2012	Carter et al.	
D668,209 S	* 10/2012	De Benedittis et al.	
D675,559 S	* 2/2013	Yamada	D12/579
D731,959 S	* 6/2015	Larregain	D12/579
D735,118 S	* 7/2015	Dixon	D12/578
2014/0299242 A1	* 10/2014	Chauvin	B60C 11/032 152/209.8

OTHER PUBLICATIONS

XZY 3 Wide Base, Michelin Tire, www.michelinman.com, at least as early as Dec. 3, 2013, 2 pages.

(Continued)

Primary Examiner — George D Kirschbaum

Assistant Examiner — Jennifer Watkins

(74) *Attorney, Agent, or Firm* — Dority & Manning, P.A.

(57) **CLAIM**

The ornamental design for a tire tread, as shown and described.

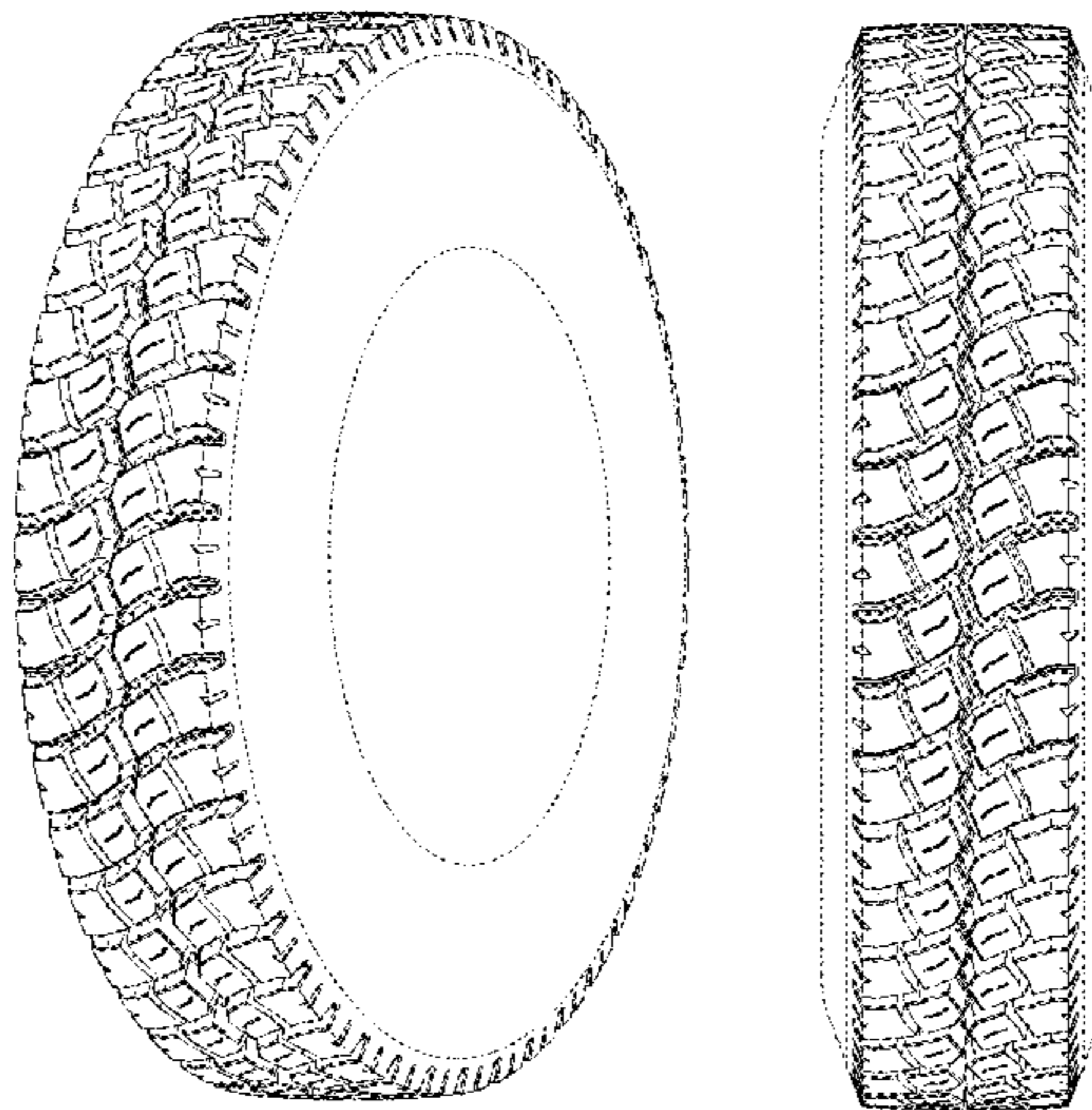
DESCRIPTION

FIG. 1 is a perspective view of a tire tread showing our new design, it being understood that the tread pattern repeats circumferentially throughout the outer circumference and shoulder of the tire, the opposite side perspective being identical thereto;

FIG. 2 is a front elevation view thereof; and, FIG. 3 is a side elevation view of the right side thereof, the left side elevation being identical thereto.

In the drawings, the recessed groove portions of the tire tread having a depth is best illustrated along the top and bottom edges of FIG. 2. In the drawings, the broken line disclosure of the tire sidewall and inner bead depicts environmental structure and forms no part of the claimed design.

1 Claim, 3 Drawing Sheets



(56)

References Cited

OTHER PUBLICATIONS

XDY-EX2, Michelin Tire, www.michelinman.com, at least as early as Dec. 3, 2013, 1 page.

XZU S wb, Michelin Tire, www.michelinman.com, at least as early as Dec. 3, 2013, 1 page.

XZU S2, Michelin Tire, www.michelinman.com, at least as early as Dec. 3, 2013, 1 page.

* cited by examiner

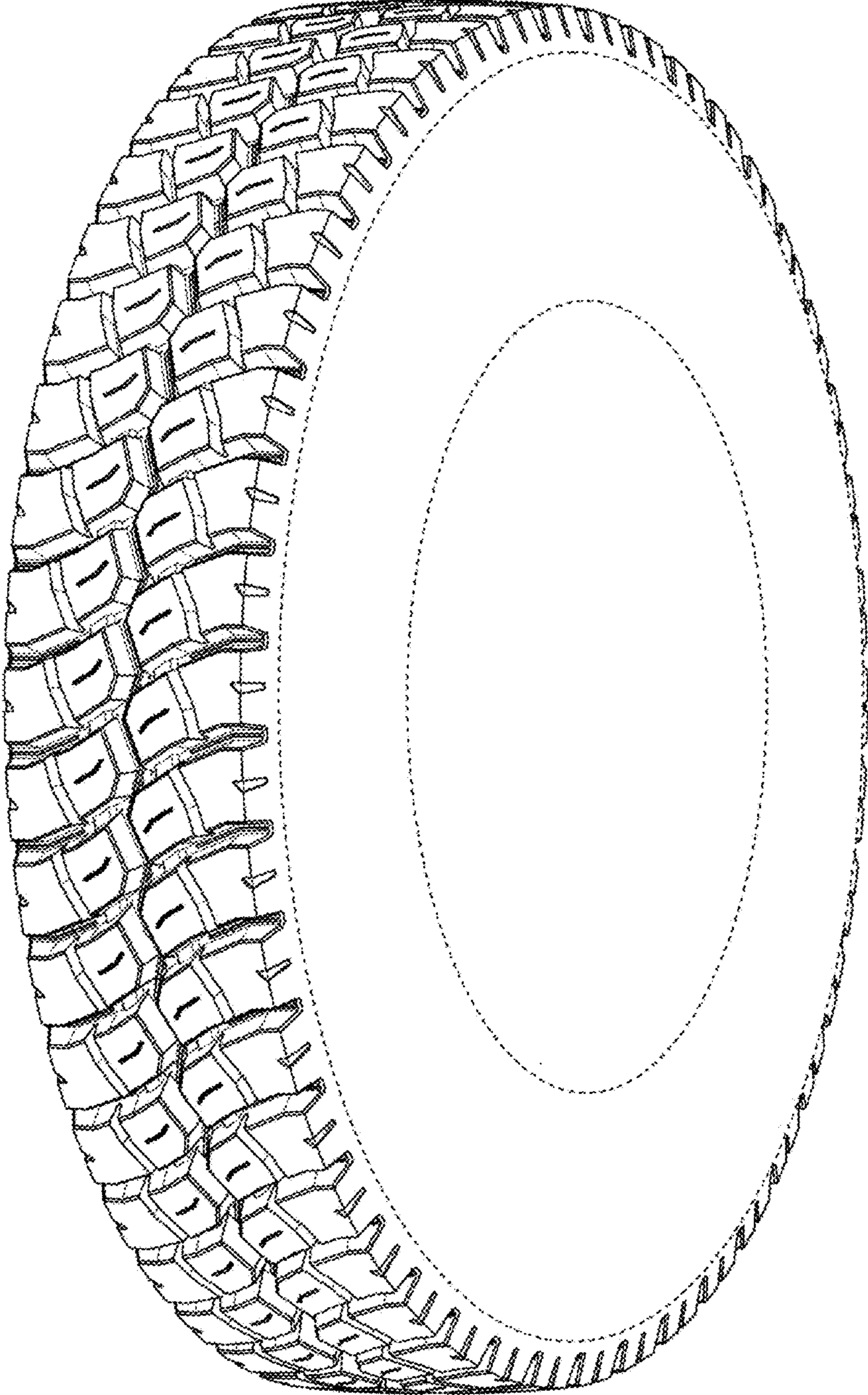


Fig. 1

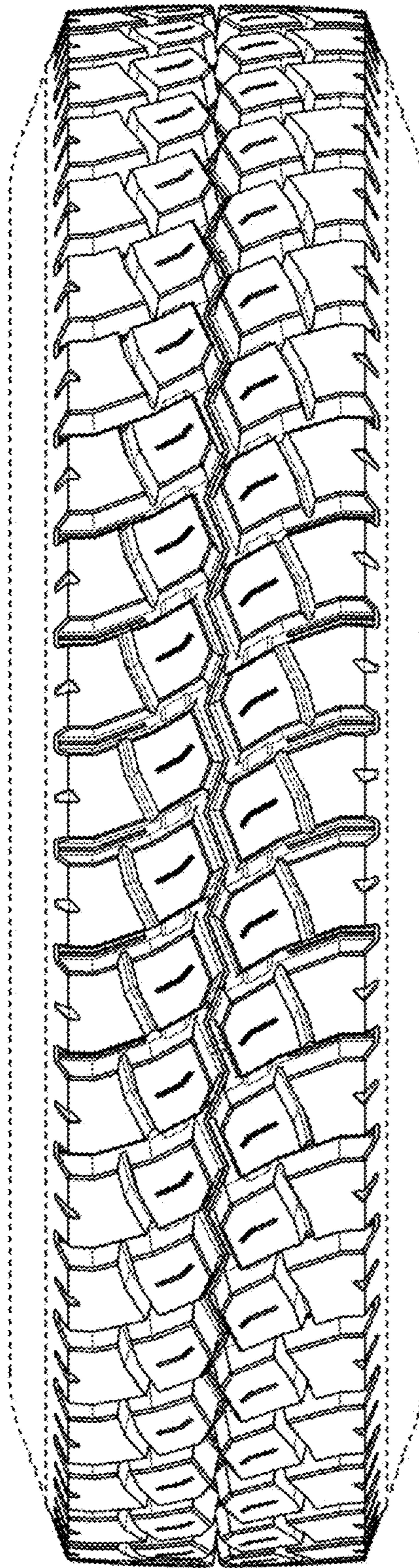


Fig. 2

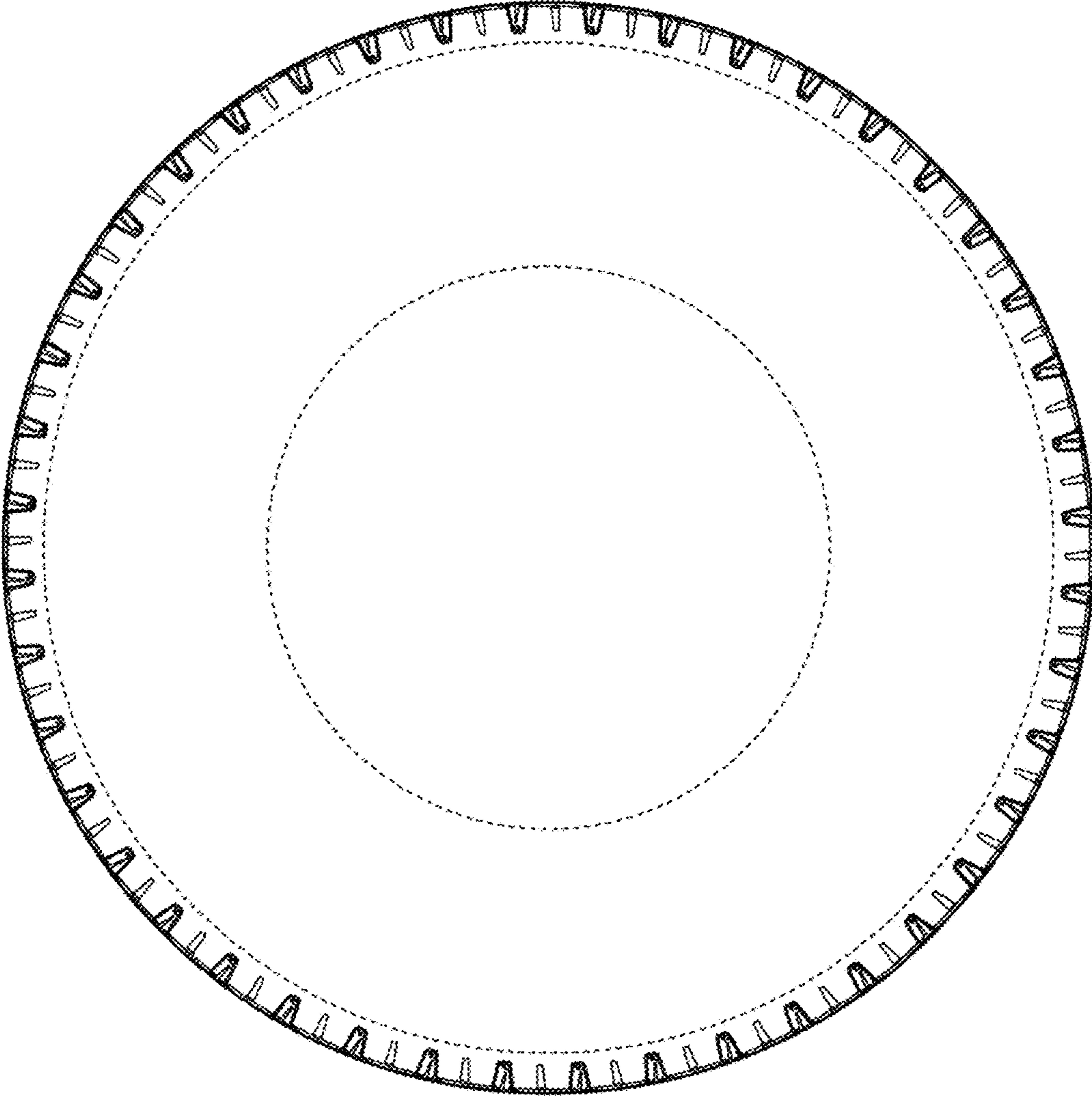


Fig. 3