

US00D742810S

(12) **United States Design Patent**
Tian

(10) **Patent No.:** **US D742,810 S**

(45) **Date of Patent:** **** Nov. 10, 2015**

(54) **TYRE**

(56) **References Cited**

(71) Applicant: **SHANDONG HEADWAY RUBBER CO., LTD.**, Shandong Province (CN)

U.S. PATENT DOCUMENTS

(72) Inventor: **Jiali Tian**, Shandong Province (CN)

D380,995 S *	7/1997	Grosskopf	D12/588
D561,685 S *	2/2008	Lee	D12/588
D616,811 S *	6/2010	Yonetsu	D12/601
D647,040 S *	10/2011	Mathonet et al.	D12/588
D674,740 S *	1/2013	Mathonet et al.	D12/588
D693,290 S *	11/2013	Yonetsu	D12/586

(**) Term: **14 Years**

* cited by examiner

(21) Appl. No.: **29/482,582**

Primary Examiner — George D Kirschbaum

(22) Filed: **Feb. 19, 2014**

Assistant Examiner — Natasha Vujcic

(30) **Foreign Application Priority Data**

(74) *Attorney, Agent, or Firm* — Prakash Nama; Global IP Services, PLLC

Aug. 23, 2013 (CN) 2013 3 0404617

(51) **LOC (10) Cl.** **12-15**

(57) **CLAIM**

I claim, the ornamental design for a tyre, as shown and described.

(52) **U.S. Cl.**

DESCRIPTION

USPC **D12/589**

FIG. 1 is a front elevational view of a tyre showing my new design;

(58) **Field of Classification Search**

USPC D12/568–603; 152/209.1–209.9

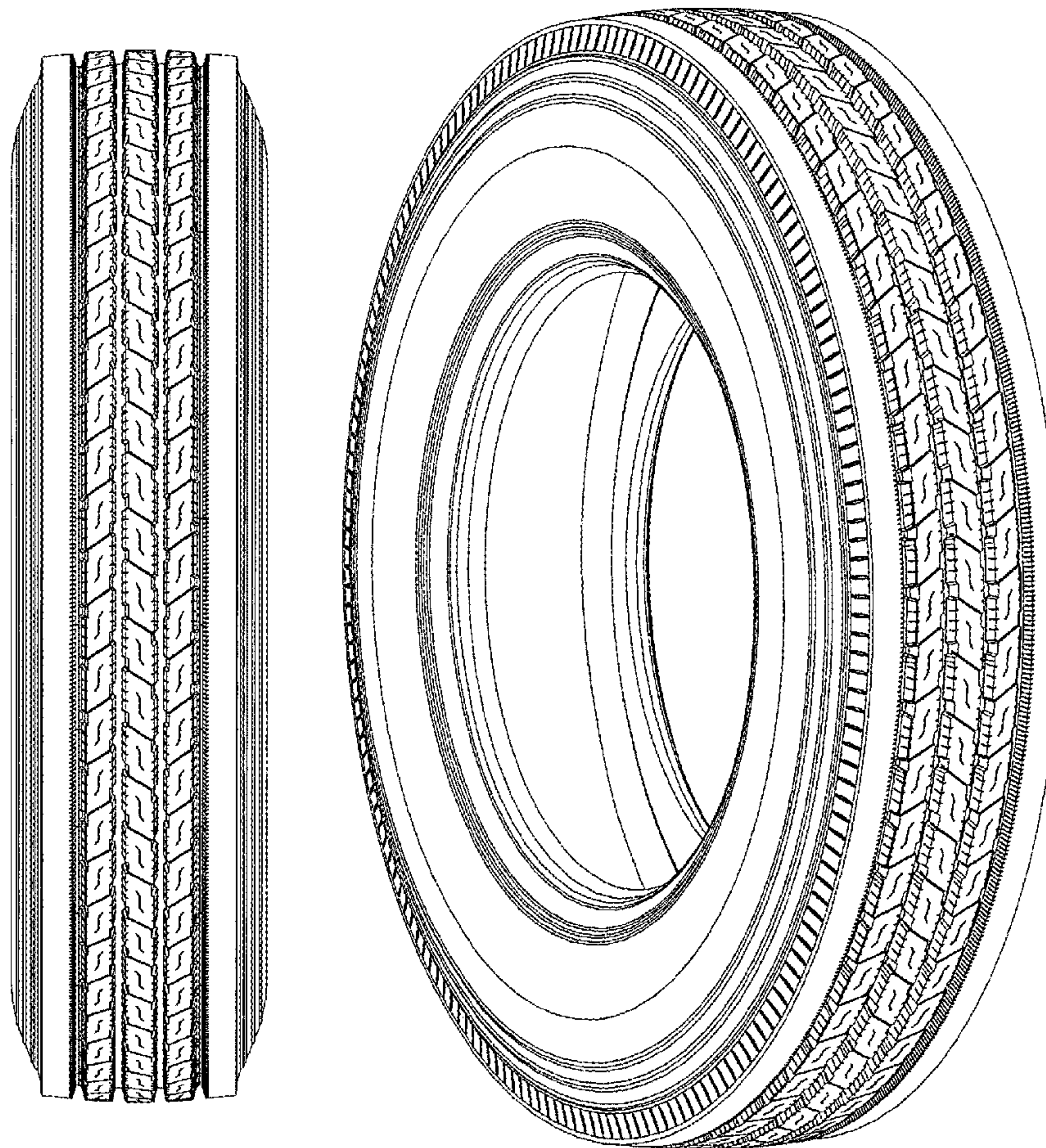
CPC B60C 1/00; B60C 11/00; B60C 11/03

See application file for complete search history.

FIG. 2 is a left side view thereof; and,

FIG. 3 is a perspective view thereof.

1 Claim, 3 Drawing Sheets



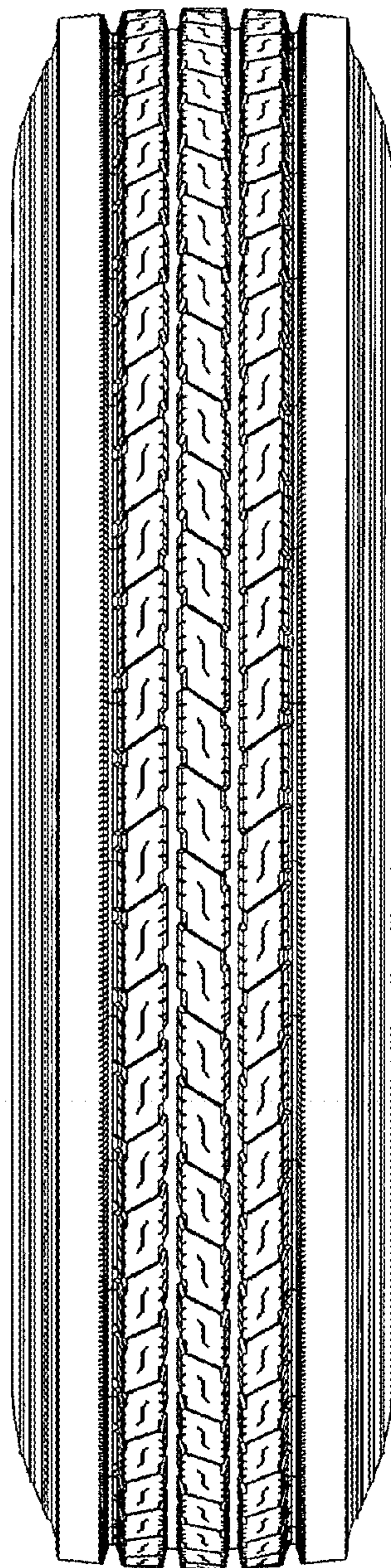


FIG. 1




FIG. 2

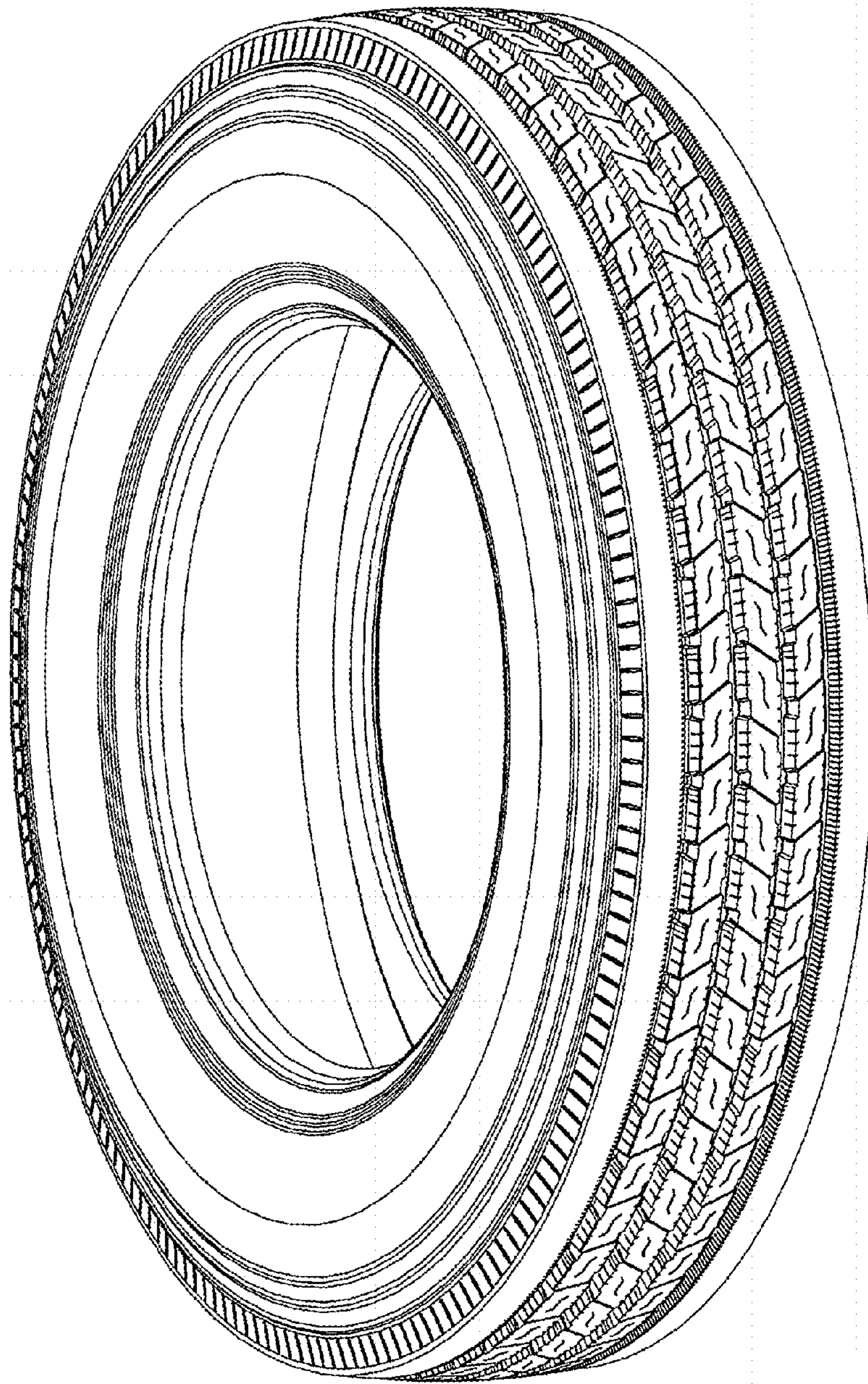


FIG. 3