



US00D742805S

(12) **United States Design Patent**
Kittilsen

(10) **Patent No.:** **US D742,805 S**

(45) **Date of Patent:** **** Nov. 10, 2015**

(54) **SHIP'S BRIDGE**

(71) Applicant: **Ulstein Power & Control AS,**
Ulsteinvik (NO)

(72) Inventor: **Anders Kittilsen,** Ulsteinvik (NO)

(73) Assignee: **Ulstein Power & Control AS,**
Ulsteinvik (NO)

(**) Term: **14 Years**

(21) Appl. No.: **29/447,090**

(22) Filed: **Feb. 28, 2013**

(30) **Foreign Application Priority Data**

Aug. 28, 2012 (NO) 20120723

(51) **LOC (10) Cl.** **12-06**

(52) **U.S. Cl.**
USPC **D12/318**

(58) **Field of Classification Search**

USPC 114/71, 56.1, 65 R, 140, 151, 15, 121,
114/78, 82, 61.33, 356, 343, 61.3, 61.1,
114/61.2, 61.27, 271, 288, 39.25, 77 R, 274,
114/272, 362, 373, 369, 375, 5, 68;
D32/69; D2/898, 919; 410/40;
D21/542, 543; 89/36.12; 244/12.1;
440/3, 38, 40; 220/543
CPC B63B 1/24; B63B 1/38; B63B 1/121;
B63B 1/12
See application file for complete search history.

(56) **References Cited**

U.S. PATENT DOCUMENTS

2,141,180 A * 12/1938 Bel Geddes 114/369
2,141,181 A * 12/1938 Bel Geddes 114/259
2,473,039 A * 6/1949 Sabins 114/65 R
4,069,782 A * 1/1978 Broes 114/61.2

D277,881 S * 3/1985 Effler et al. D21/542
4,566,397 A * 1/1986 Cavanaugh et al. 114/61.3
5,787,828 A * 8/1998 Barbier et al. 114/61.1
D414,532 S * 9/1999 Rice D21/542
6,550,408 B1 * 4/2003 Janssen 114/121
D536,657 S * 2/2007 Rohden et al. D12/300
D554,329 S * 11/2007 Meiry et al. D2/898
D555,313 S * 11/2007 Meiry D32/69
D570,277 S * 6/2008 Jackson D12/300
7,617,790 B2 * 11/2009 Michel et al. 114/65 R
7,712,426 B1 * 5/2010 Ledder et al. 114/65 R
8,047,148 B2 * 11/2011 Keuning 114/61.27
8,069,800 B2 * 12/2011 Philippe et al. 114/15
8,479,673 B1 * 7/2013 Ledder et al. 114/65 R
2002/0069805 A1 * 6/2002 Nuss 114/65 R
2005/0211150 A1 * 9/2005 Maloney et al. 114/288
2007/0022932 A1 * 2/2007 Mermier et al. 114/56.1
2008/0216727 A1 * 9/2008 Philippe et al. 114/15
2009/0101055 A1 * 4/2009 Michel et al. 114/71
2014/0123887 A1 * 5/2014 Park et al. 114/71

* cited by examiner

Primary Examiner — Robert M Spear

Assistant Examiner — Ryan Harvey

(74) *Attorney, Agent, or Firm* — Knobbe Martens Olson & Bear LLP

(57) **CLAIM**

The ornamental design for a ship's bridge, as shown and described.

DESCRIPTION

FIG. 1 is a top, front and right side perspective view of a ship's bridge embodying my new design.

FIG. 2 is a top, back, and left side perspective view thereof.

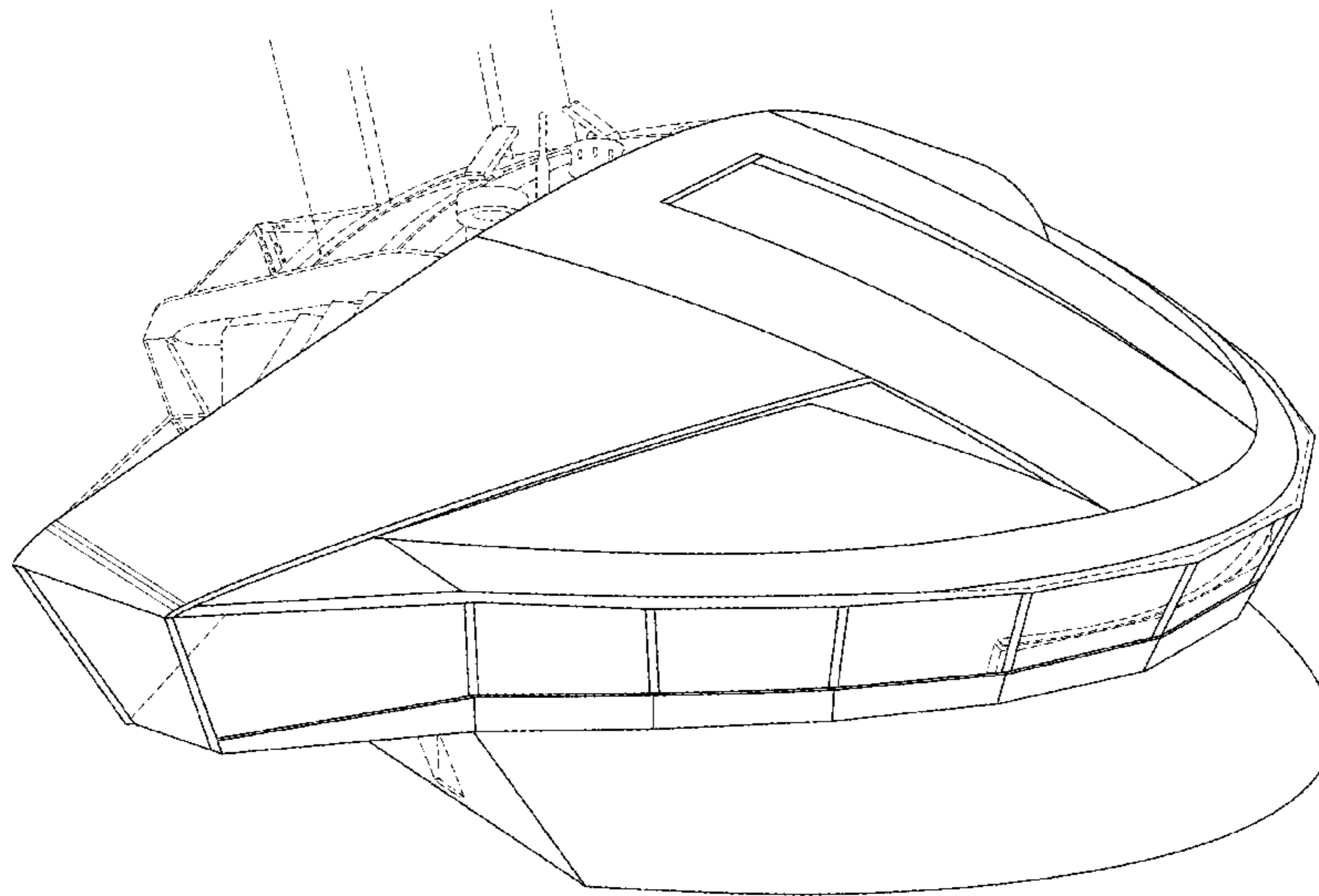
FIG. 3 is a top, back, and right side perspective view thereof.

FIG. 4 is a top view thereof; and,

FIG. 5 is a side view thereof.

Broken lines are used to illustrate features of the ship's bridge which form no part of the claimed design.

1 Claim, 5 Drawing Sheets



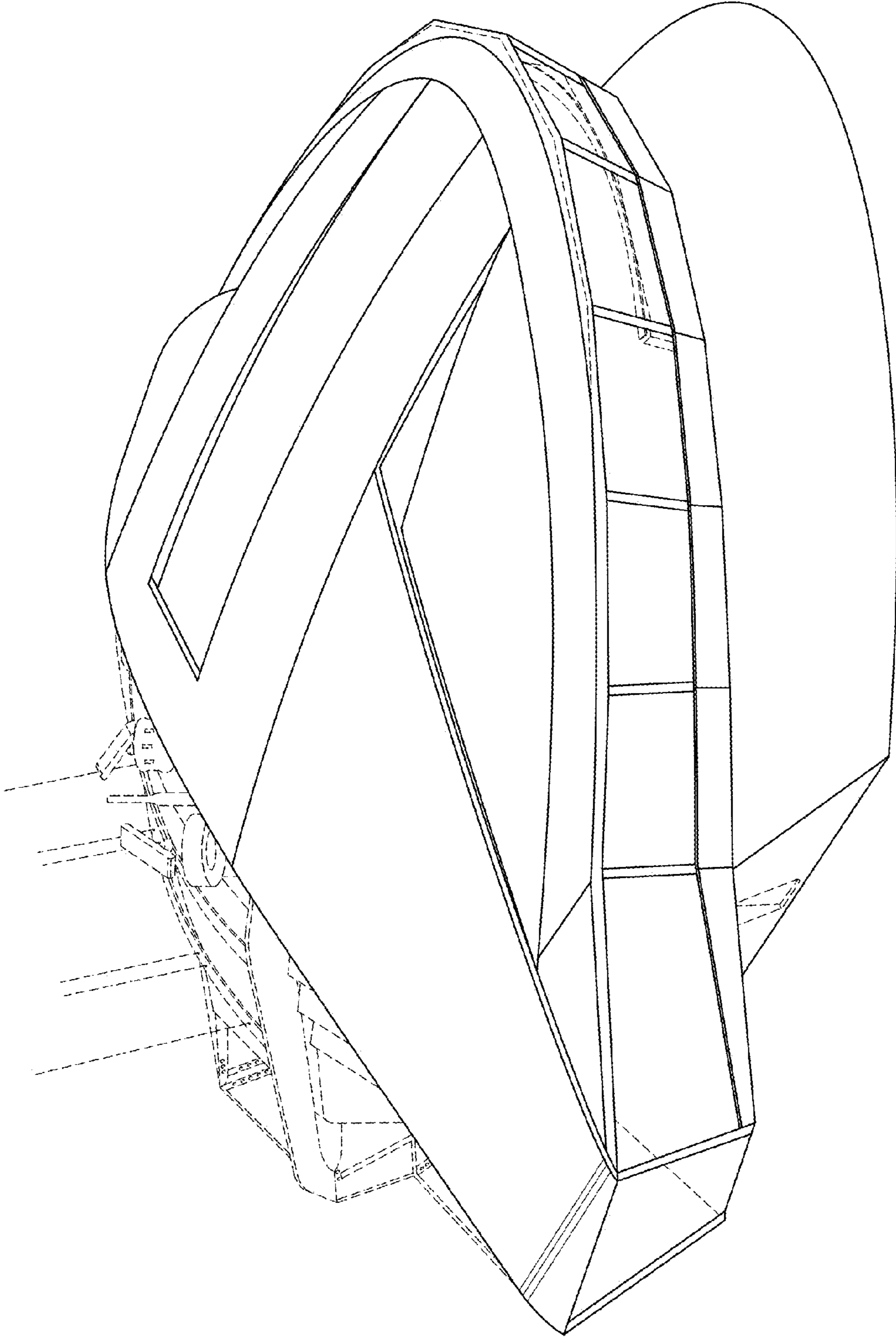


FIG. 1

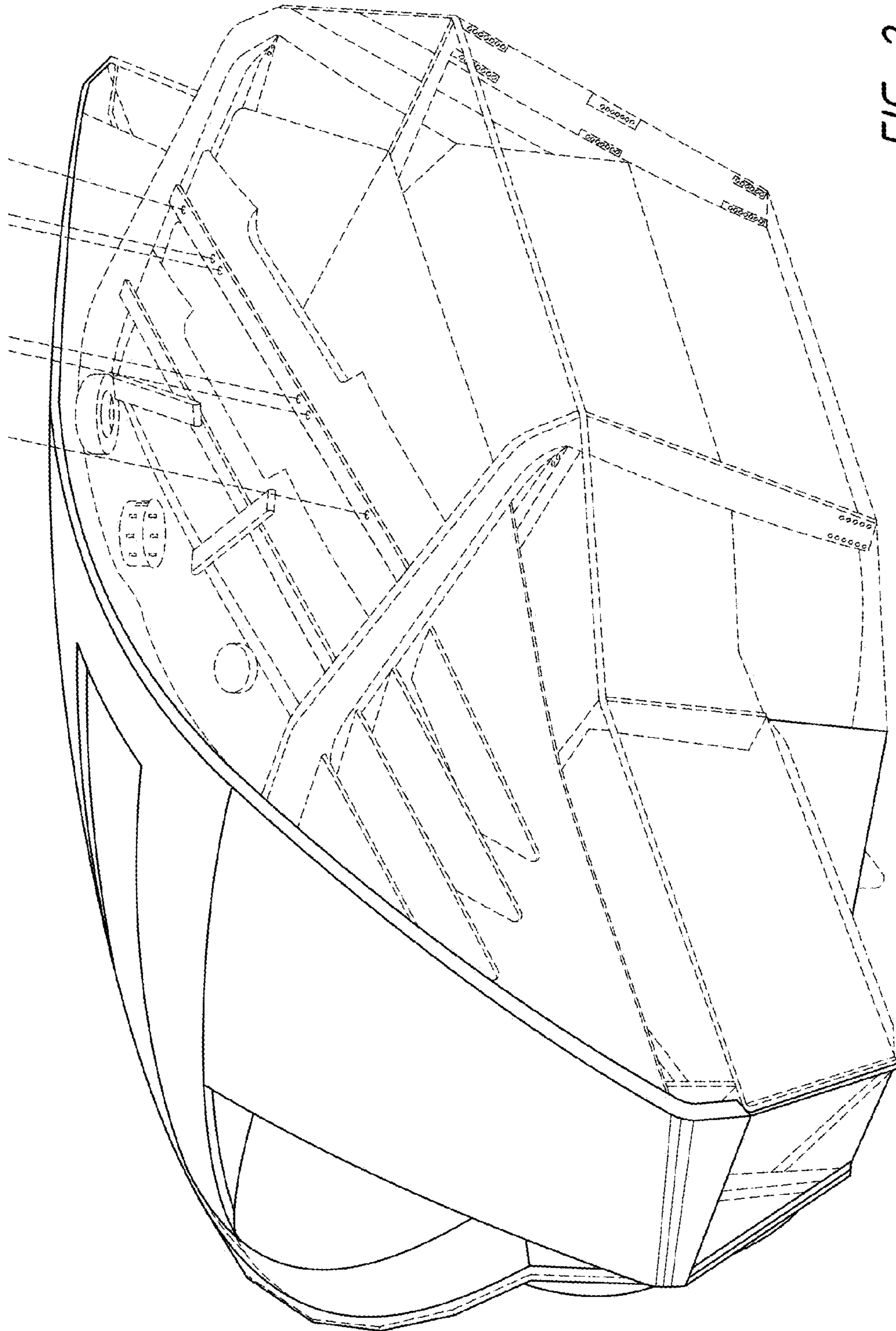


FIG. 2

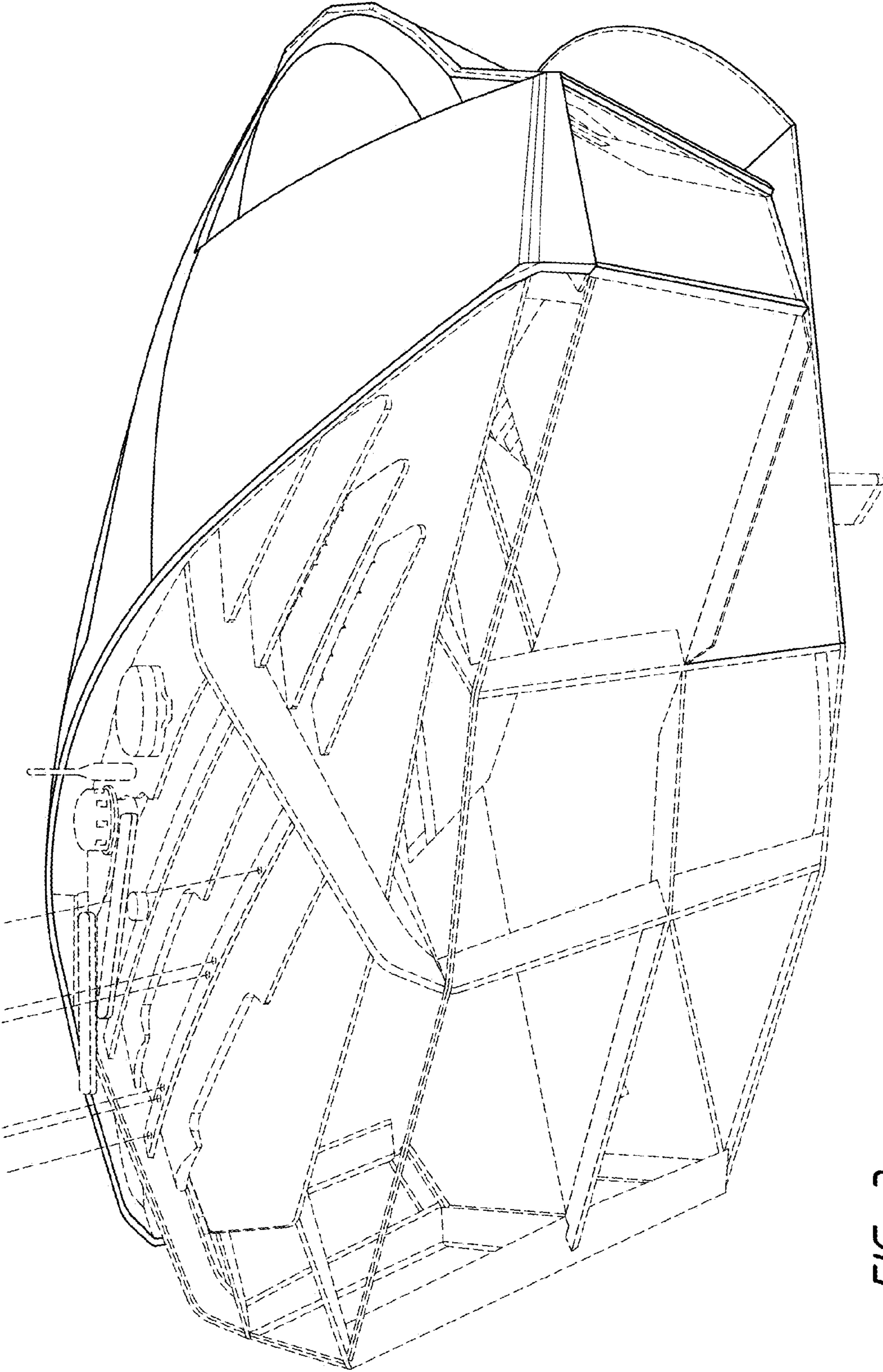


FIG. 3

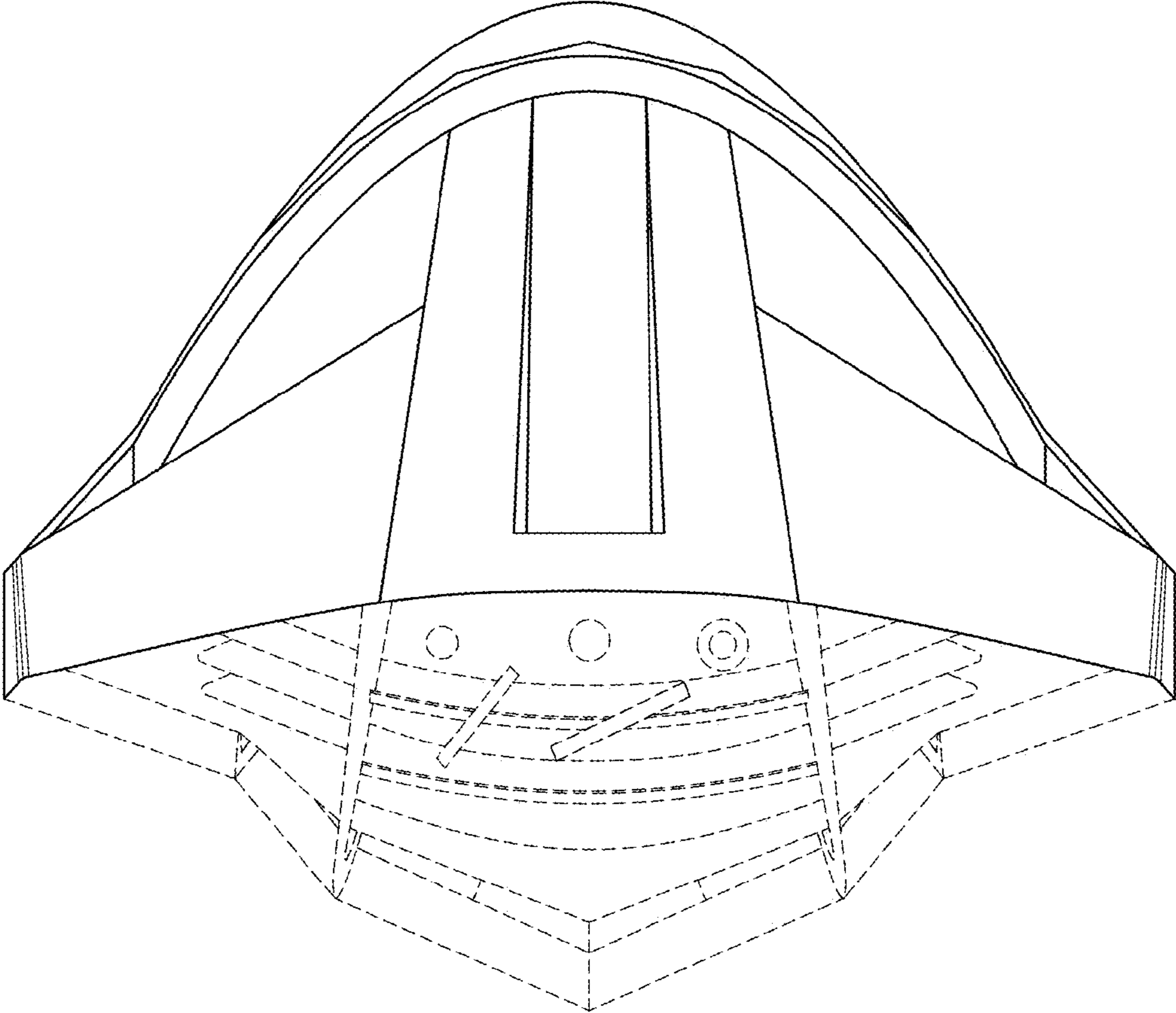


FIG. 4

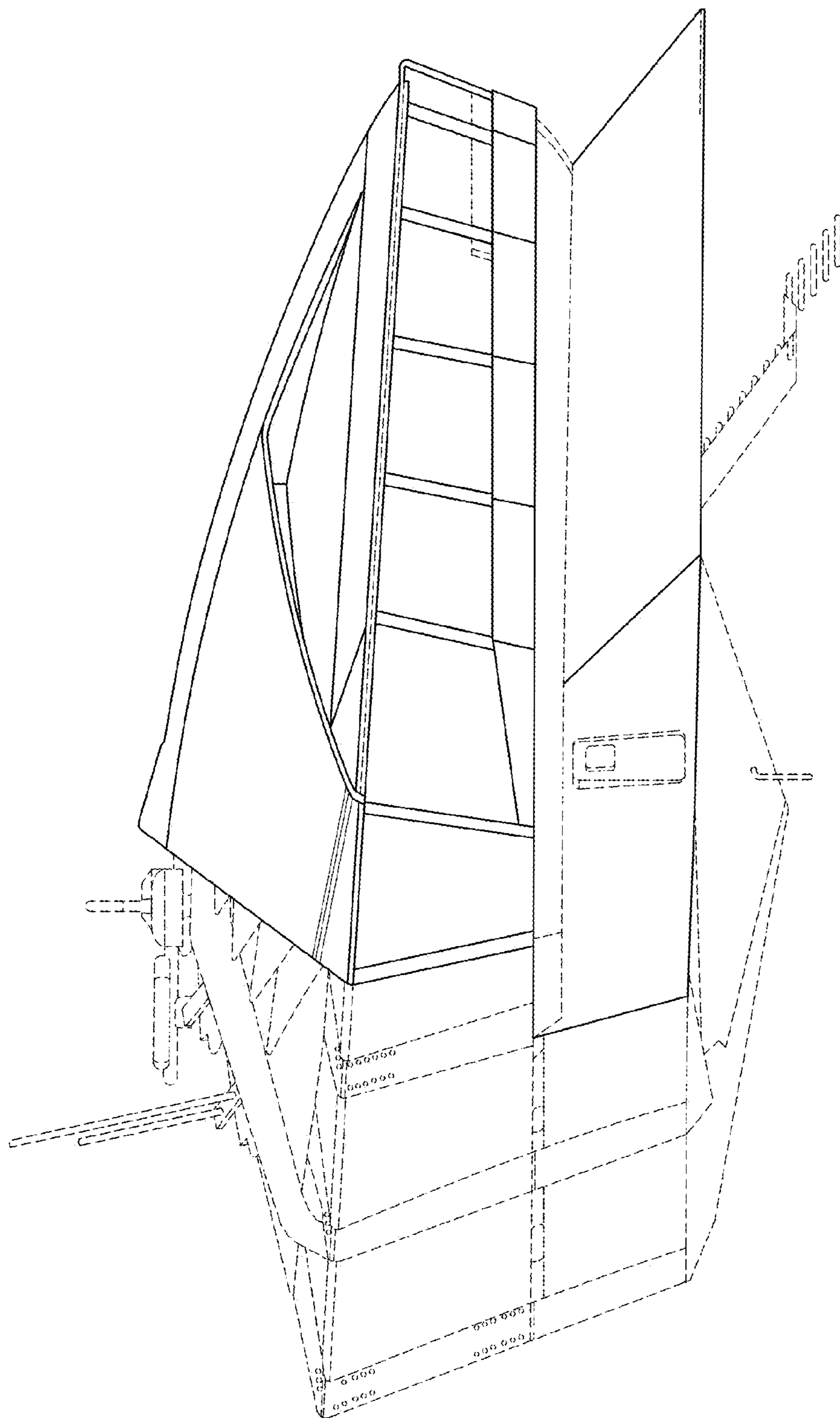


FIG. 5