



US00D742800S

(12) **United States Design Patent**
Hutz et al.

(10) **Patent No.:** **US D742,800 S**

(45) **Date of Patent:** **** Nov. 10, 2015**

(54) **TIRE TREAD**

(71) Applicants: **Compagnie Generale Des Etablissements Michelin,**
Clermont-Ferrand (FR); **Michelin Recherche et Technique S.A.,**
Granges-Paccot (CH)

(72) Inventors: **John Anthony Hutz,** Greer, SC (US);
Anthony Jerome McPherson,
Piedmont, SC (US)

(73) Assignees: **MICHELIN RECHERCHE et TECHNIQUE S.A.,** Granges-Paccot (CH); **COMPAGNIE GENERALE DES ETABLISSEMENTS MICHELIN,** Clermont-Ferrand (FR)

(**) Term: **14 Years**

(21) Appl. No.: **29/455,361**

(22) Filed: **May 20, 2013**

(51) **LOC (10) Cl.** **12-16**

(52) **U.S. Cl.**
USPC **D12/300**

(58) **Field of Classification Search**
USPC D12/568-602; 152/209.1-209.28, 455, 152/523

CPC B60C 1/00
See application file for complete search history.

(56) **References Cited**

U.S. PATENT DOCUMENTS

D203,431 S *	1/1966	Ito	D12/570
D379,952 S	6/1997	Morgan	
D402,941 S	12/1998	Teeple et al.	
D405,400 S	2/1999	Teeple et al.	
D455,118 S	4/2002	Oliver	
D504,389 S	4/2005	Boggs et al.	
D728,457 S *	5/2015	Reim et al.	D12/580

* cited by examiner

Primary Examiner — George D Kirschbaum

(74) *Attorney, Agent, or Firm* — Dority & Manning, P.A.

(57) **CLAIM**

The ornamental design for a tire tread, as shown and described.

DESCRIPTION

FIG. 1 is a perspective view of a tire tread showing our new design, it being understood that the tread pattern repeats circumferentially throughout the outer circumference and shoulder of the tire, the opposite side perspective being identical thereto;

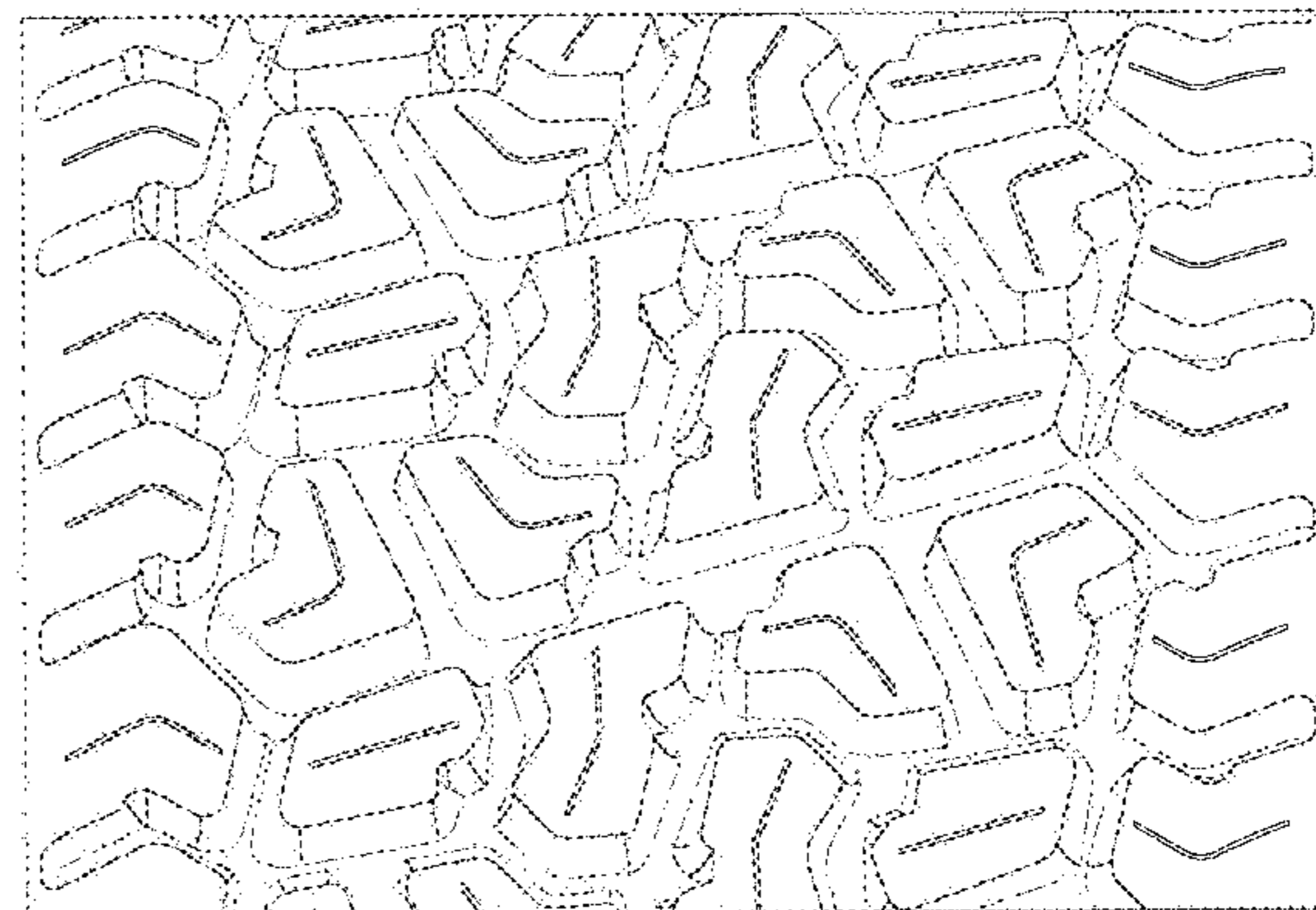

FIG. 2 is a front elevation view thereof;

FIG. 3 is a side elevation view of the right side thereof, the left side elevation being identical thereto; and,

FIG. 4 is an enlarged fragmentary view of the tire tread, better illustrating the claim boundary.

In the drawings, the broken line disclosure of the tire sidewall depicts environmental structure and forms no part of the claimed design. The dash-dot-dot-dash lines, as seen in FIG. 4, represent the boundary of the claimed design and the unclaimed tread grooves.

1 Claim, 4 Drawing Sheets



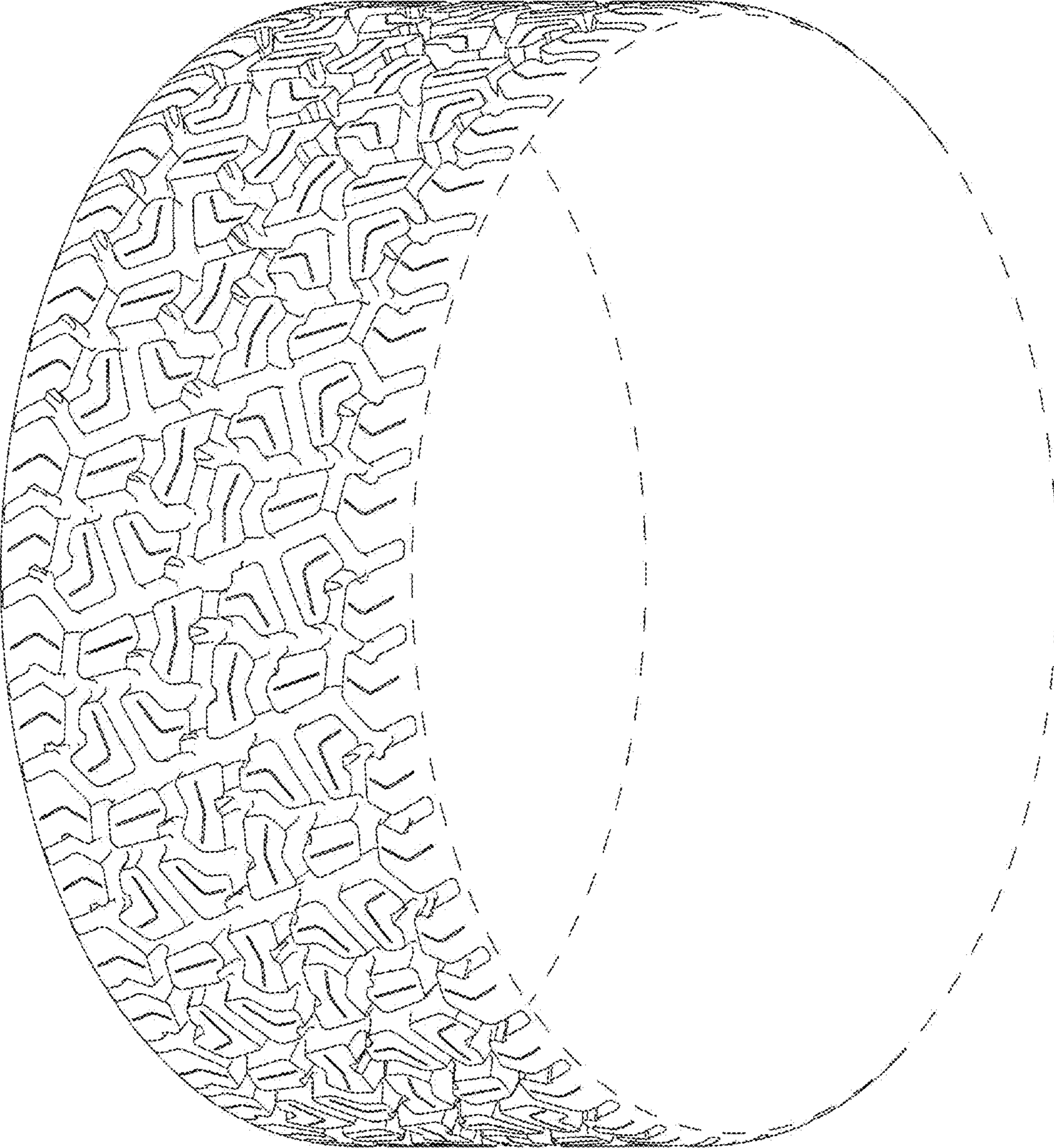


Fig. 1




Fig. 2




Fig. 3




Fig. 4