



US00D742796S

(12) **United States Design Patent**
Loeb

(10) **Patent No.:** **US D742,796 S**
(45) **Date of Patent:** **** Nov. 10, 2015**

(54) **VEHICLE LOWER GRILLE**

(56) **References Cited**

(71) Applicant: **GM GLOBAL TECHNOLOGY OPERATIONS LLC**, Detroit, MI (US)

(72) Inventor: **Niels Loeb**, Wiesbaden (DE)

(73) Assignee: **GM GLOBAL TECHNOLOGY OPERATIONS LLC**, Detroit, MI (US)

(**) Term: **14 Years**

(21) Appl. No.: **29/495,203**

(22) Filed: **Jun. 27, 2014**

(51) **LOC (10) Cl.** **12-16**

(52) **U.S. Cl.**
USPC **D12/163**

(58) **Field of Classification Search**
USPC D12/163, 196, 86, 90-92, 171, 169,
D12/216; 180/68.1, 68.6; 293/193.11
CPC B62D 25/08; B62B 9/16; B60K 11/08;
B60R 19/52

See application file for complete search history.

U.S. PATENT DOCUMENTS

D575,687 S *	8/2008	Hatake	D12/163
D575,689 S *	8/2008	Chang et al.	D12/163
D680,921 S *	4/2013	Jara	D12/163
D692,804 S *	11/2013	Song et al.	D12/163
D708,991 S *	7/2014	Matsuno et al.	D12/163
D720,263 S *	12/2014	Pevovar et al.	D12/163
D727,804 S *	4/2015	Nurnberger	D12/163
D730,785 S *	6/2015	Hammoud et al.	D12/163

* cited by examiner

Primary Examiner — Melody N Brown

(74) *Attorney, Agent, or Firm* — Mickki D. Murray; Parks Wood LLC

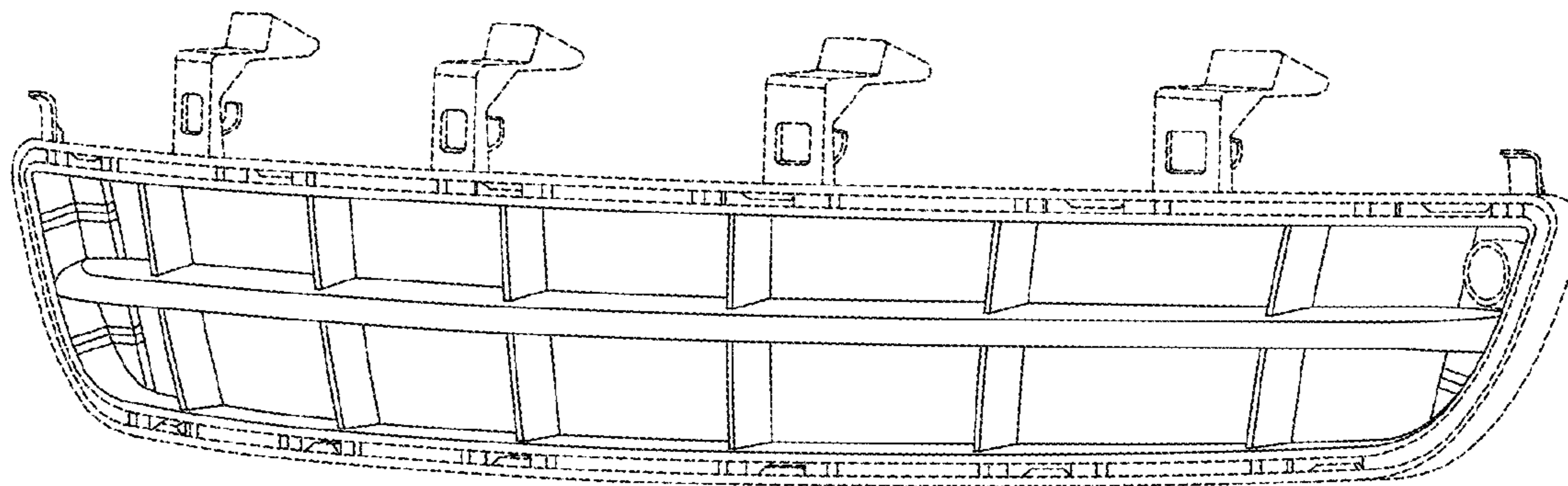
(57) **CLAIM**

The ornamental design for a vehicle lower grille, as shown and described.

DESCRIPTION

FIG. 1 is a perspective view of a vehicle lower grille showing the new design;
FIG. 2 is a front view, thereof;
FIG. 3 is a side view thereof; and,
FIG. 4 is a top plan view thereof.
The broken lines shown in the drawings illustrate portions of the vehicle lower grille that form no part of claimed design.

1 Claim, 2 Drawing Sheets



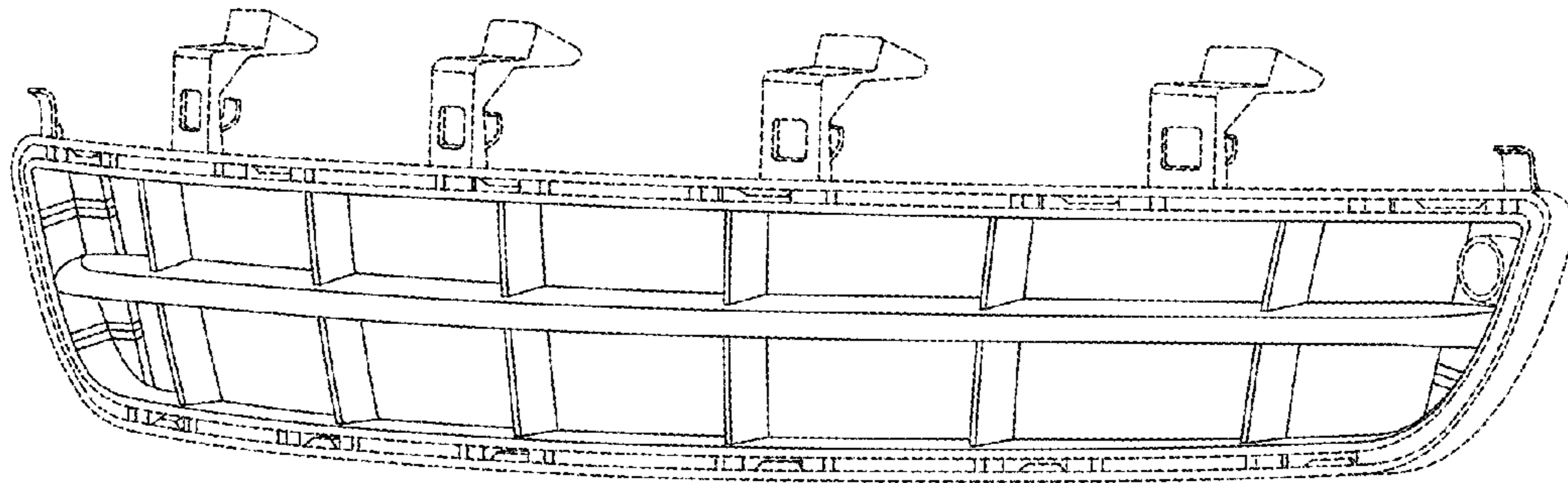


Fig-1

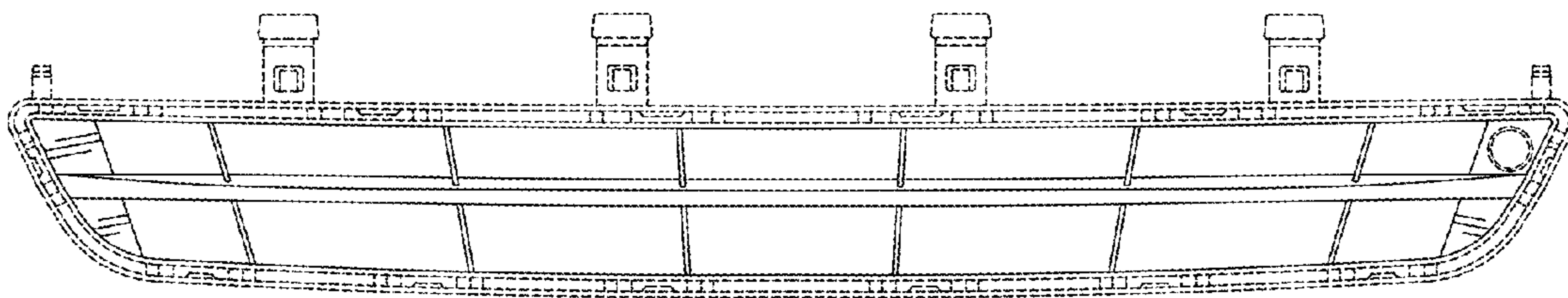


Fig-2

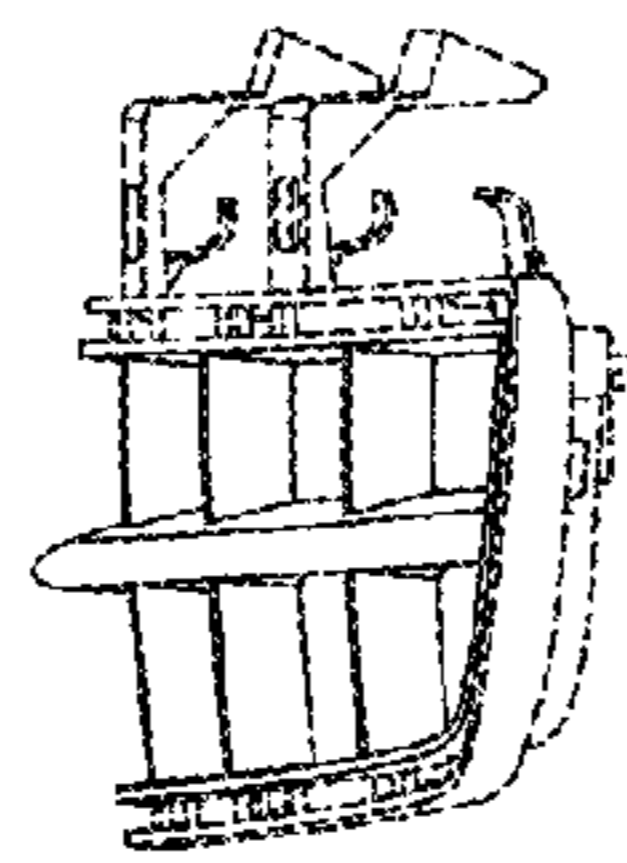


Fig-3



Fig-4