



US00D742782S

(12) **United States Design Patent**
Slowinski

(10) **Patent No.:** **US D742,782 S**

(45) **Date of Patent:** **** Nov. 10, 2015**

(54) **PRECIOUS STONE**

(71) Applicant: **Christopher Slowinski**, Lake Success,
NY (US)

(72) Inventor: **Christopher Slowinski**, Lake Success,
NY (US)

(73) Assignee: **CHRISTOPHER DESIGNS, INC.**,
New York, NY (US)

(**) Term: **14 Years**

(21) Appl. No.: **29/515,964**

(22) Filed: **Jan. 28, 2015**

(51) **LOC (10) Cl.** **11-03**

(52) **U.S. Cl.**
USPC **D11/89**

(58) **Field of Classification Search**
USPC D11/1-2, 26-29, 89-92; 63/26-28, 32
CPC A44C 17/00
See application file for complete search history.

(56) **References Cited**

U.S. PATENT DOCUMENTS

4,020,649	A	*	5/1977	Grossbard	63/32
4,555,916	A	*	12/1985	Grossbard	63/32
D350,708	S	*	9/1994	Bachar	D11/90
D463,315	S	*	9/2002	Greeff	D11/90
D465,431	S	*	11/2002	Kanner	D11/90
D501,155	S	*	1/2005	Tolkowsky	D11/90
D502,665	S	*	3/2005	Siman-Tov et al.	D11/90
D674,313	S	*	1/2013	Siman-Tov et al.	D11/90
D698,278	S	*	1/2014	Slowinski	D11/90

* cited by examiner

Primary Examiner — Ralf Seifert

(74) *Attorney, Agent, or Firm* — Ostrolenk Faber LLP

(57) **CLAIM**

The ornamental design for a precious stone, as shown and described.

DESCRIPTION

FIG. 1 is a perspective view of the precious stone showing my new design;
FIG. 2 is a top view;
FIG. 3 is a bottom view;
FIG. 4 is a front view, the rear view being symmetrical; and,
FIG. 5 is a side view, the opposing side being symmetrical.

1 Claim, 1 Drawing Sheet

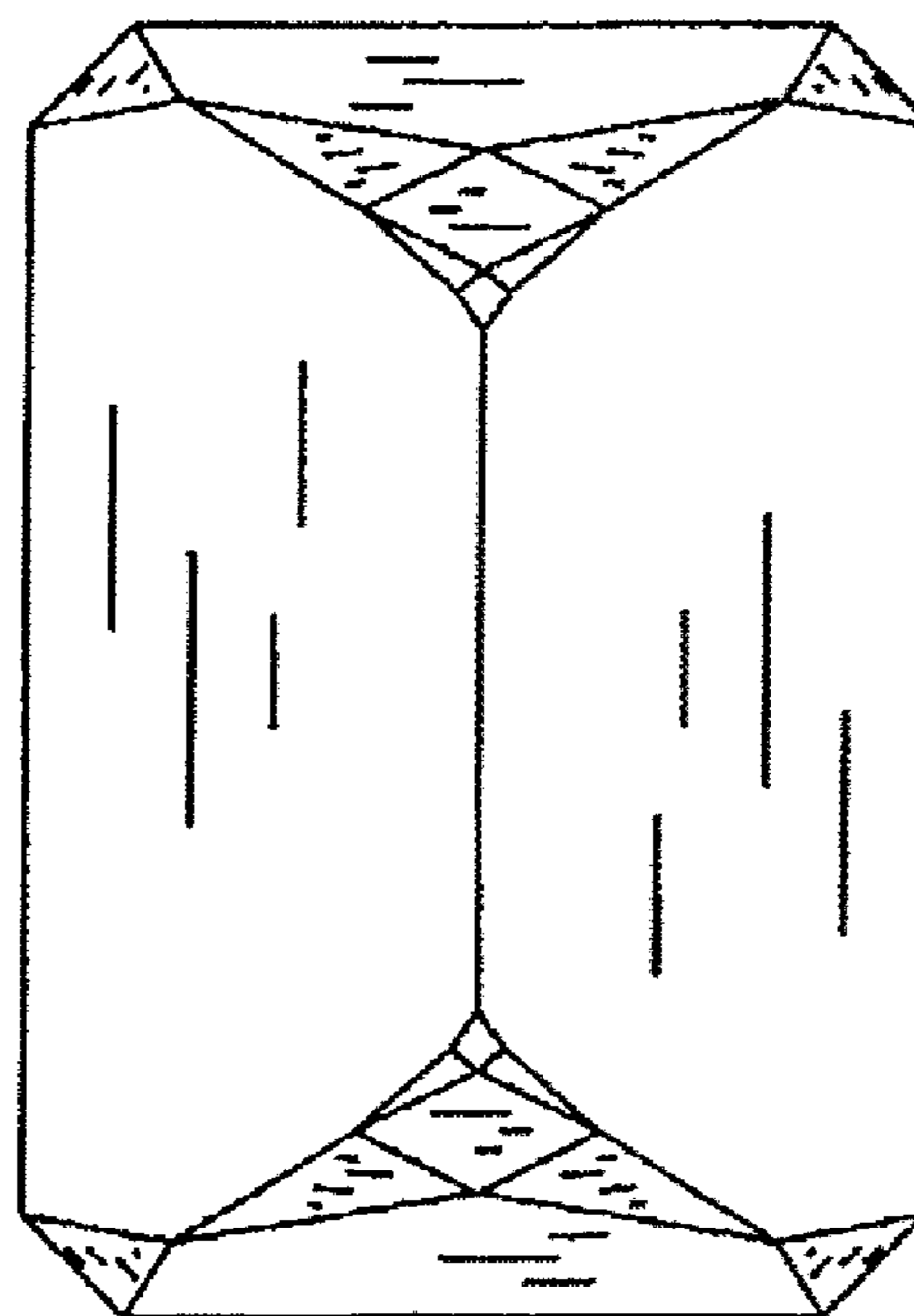



Fig. 2




Fig. 3

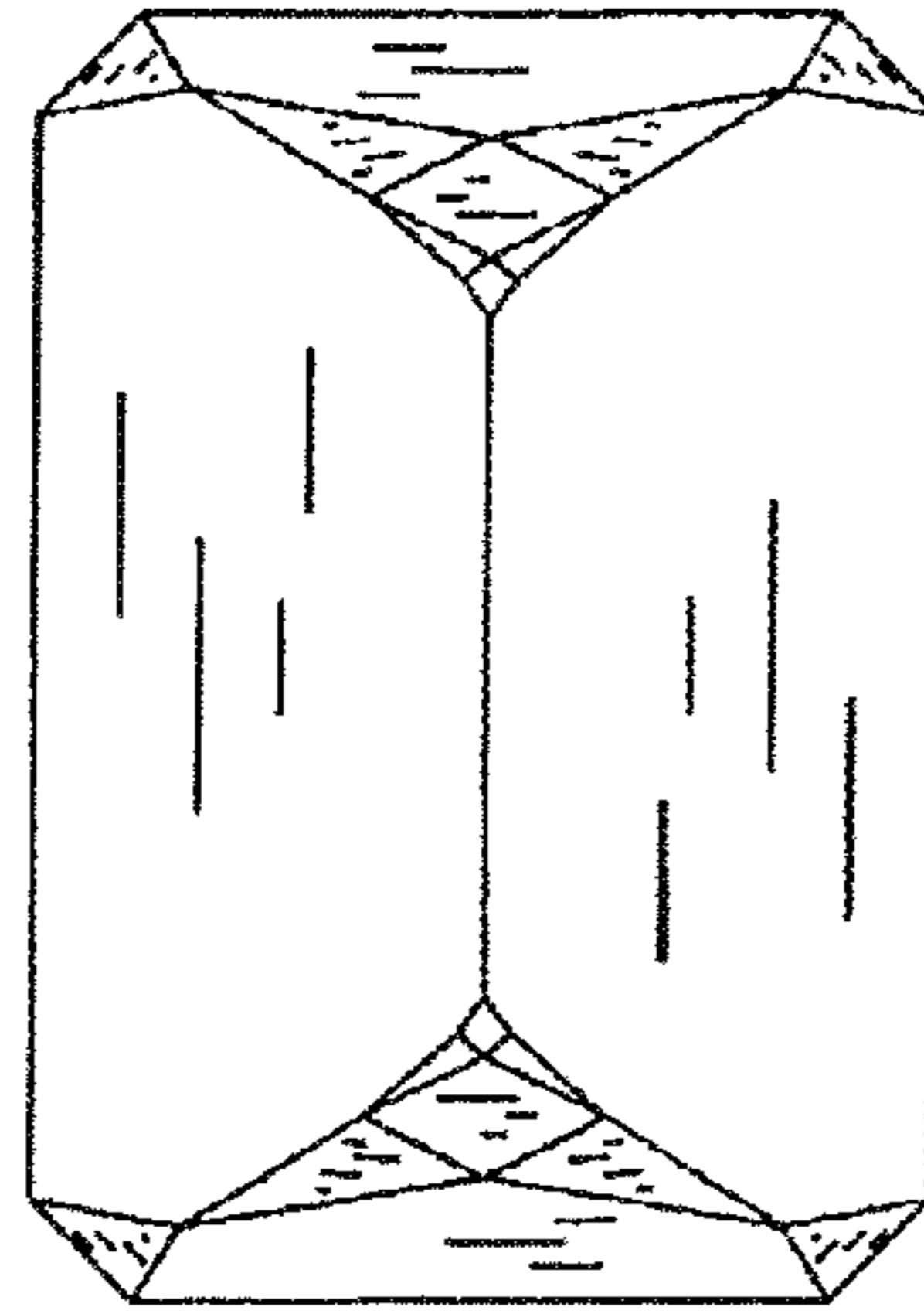


Fig. 4

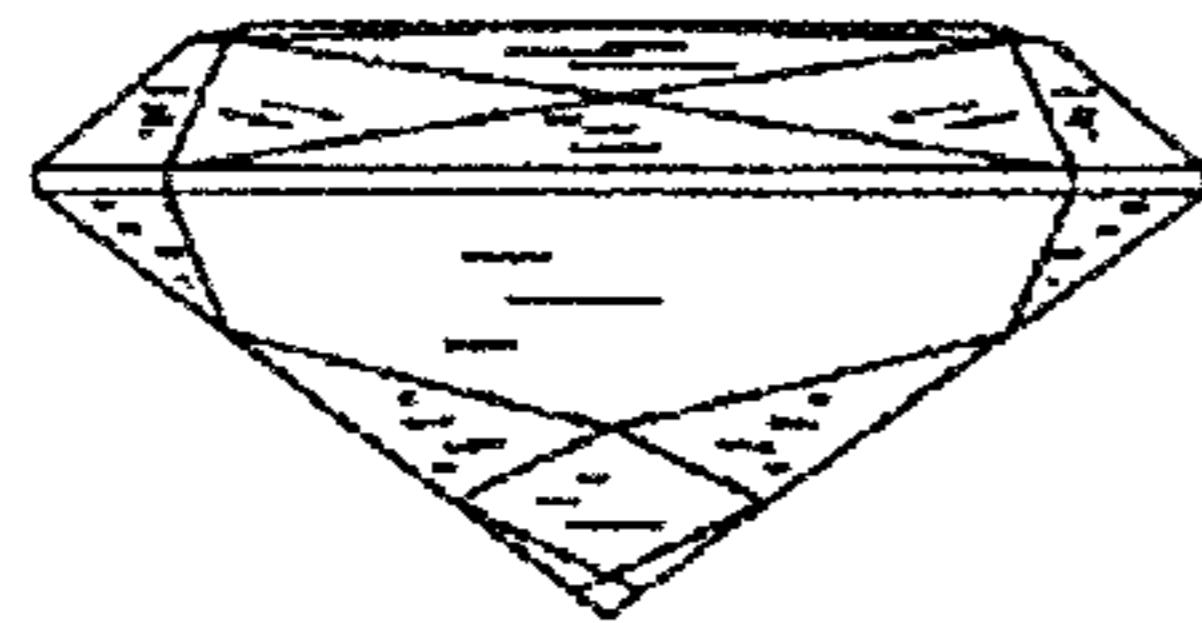


Fig. 5




Fig. 1

