



US00D742777S

(12) **United States Design Patent**
Traglio

(10) **Patent No.:** **US D742,777 S**

(45) **Date of Patent:** **** Nov. 10, 2015**

(54) **BRACELET**

(71) Applicant: **LA CASA VHERNIER S.p.A.**, Valenza (AL) (IT)

(72) Inventor: **Carlo Traglio**, Valenza (IT)

(73) Assignee: **LA CASA VHERNIER S.p.A.**, Valenza (AL) (IT)

(**) Term: **14 Years**

(21) Appl. No.: **29/503,455**

(22) Filed: **Sep. 26, 2014**

(30) **Foreign Application Priority Data**

Mar. 26, 2014 (WO) DM/083 217

(51) **LOC (10) Cl.** **11-01**

(52) **U.S. Cl.**
USPC **D11/6; D11/11**

(58) **Field of Classification Search**
USPC D11/1-25, 26-39, 40-48, 79, 80, 81, D11/82, 83; 63/3, 3.1, 3.2

CPC A44C 1/00; A44C 15/005; A44C 15/0055; A44C 15/001; A44C 25/00; A44C 25/001; A44C 17/02; A44C 5/00; A44C 5/0007; A44C 5/0015; A44C 5/02; A44C 5/0053; A44C 5/0061; A44C 5/0069; A44C 5/0076; A44C 5/12; A44C 5/10; A44C 7/00; A44C 7/002; A44C 7/003; A44C 7/004; A44C 7/005; A44C 7/006; A44C 7/007; A44C 7/008; A44C 7/009

See application file for complete search history.

(56) **References Cited**

U.S. PATENT DOCUMENTS

D69,248 S *	1/1926	Bayardi	D11/24
D158,355 S *	5/1950	Chernow	D11/12
D267,788 S *	2/1983	Bulgari	D11/38
D277,171 S *	1/1985	Bulgari	D11/3
D286,623 S *	11/1986	Bulgari	D11/6
D306,268 S *	2/1990	Bulgari	D11/11
D306,269 S *	2/1990	Bulgari	D11/15
D314,526 S *	2/1991	Bulgari	D11/3
D719,468 S *	12/2014	Barsic, Jr.	D10/32

OTHER PUBLICATIONS

[Online] https://boulesse.com/uploads/images/products/product_image0.66821000_14146800292940.jpg . Retrieved Sep. 15, 2015.*

[Online] <http://www.uniquecurvesbymona.com/images/RI1675BYB7108GDTUQ.jpg>. Retrieved Sep. 15, 2015.*

* cited by examiner

Primary Examiner — Cathron Brooks

Assistant Examiner — Melanie Pellegrini

(74) *Attorney, Agent, or Firm* — Reising Ethington P.C.

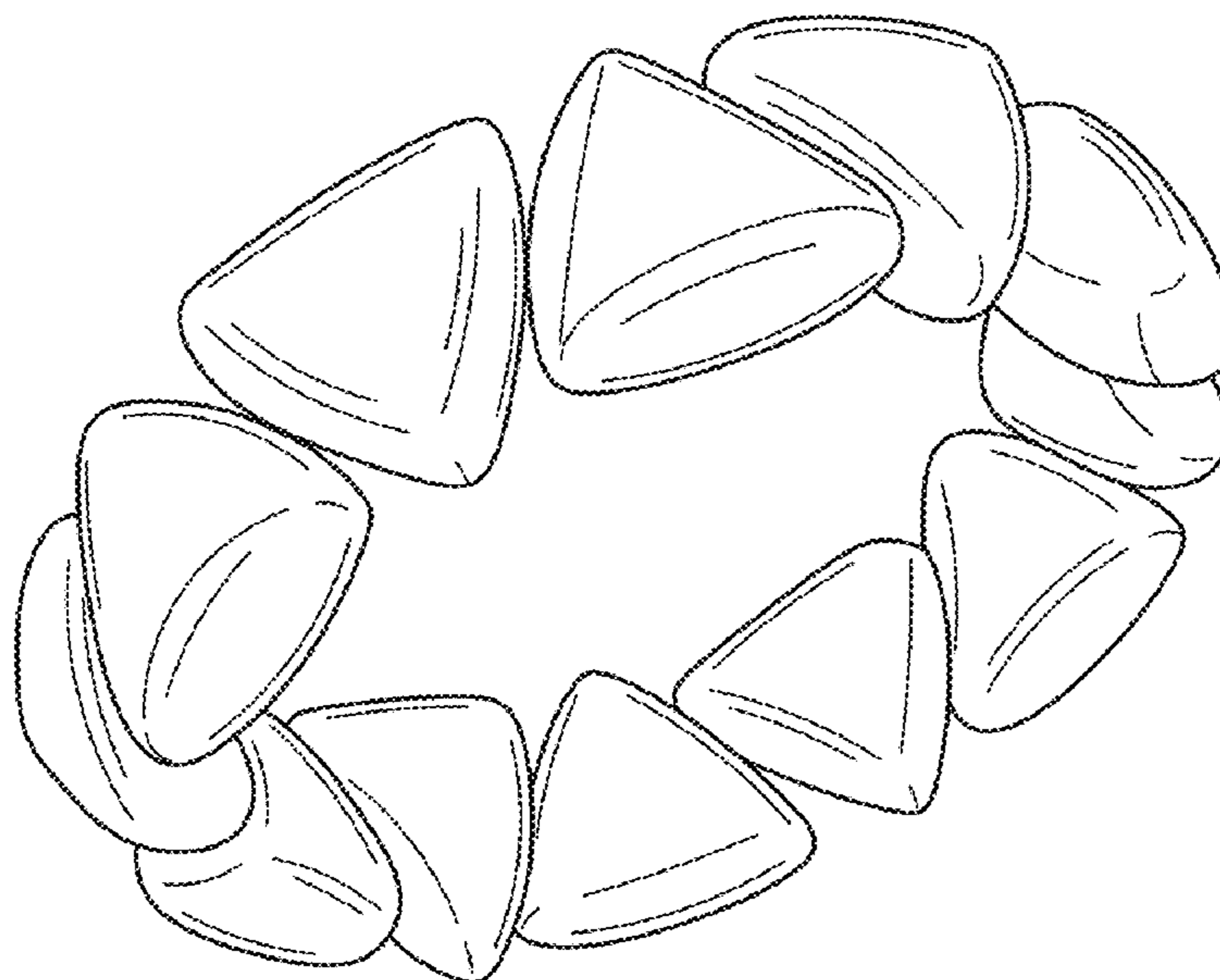
(57) **CLAIM**

The ornamental design for a bracelet, as shown and described.

DESCRIPTION

FIG. 1 shows a perspective view of the bracelet; FIG. 2 shows a top view of the bracelet; FIG. 3 shows a bottom view of the bracelet; FIG. 4 shows a left side view of the bracelet; FIG. 5 shows a right side view of the bracelet; FIG. 6 shows a front view of the bracelet; and, FIG. 7 shows a rear view of the bracelet.

1 Claim, 2 Drawing Sheets






FIG. 1

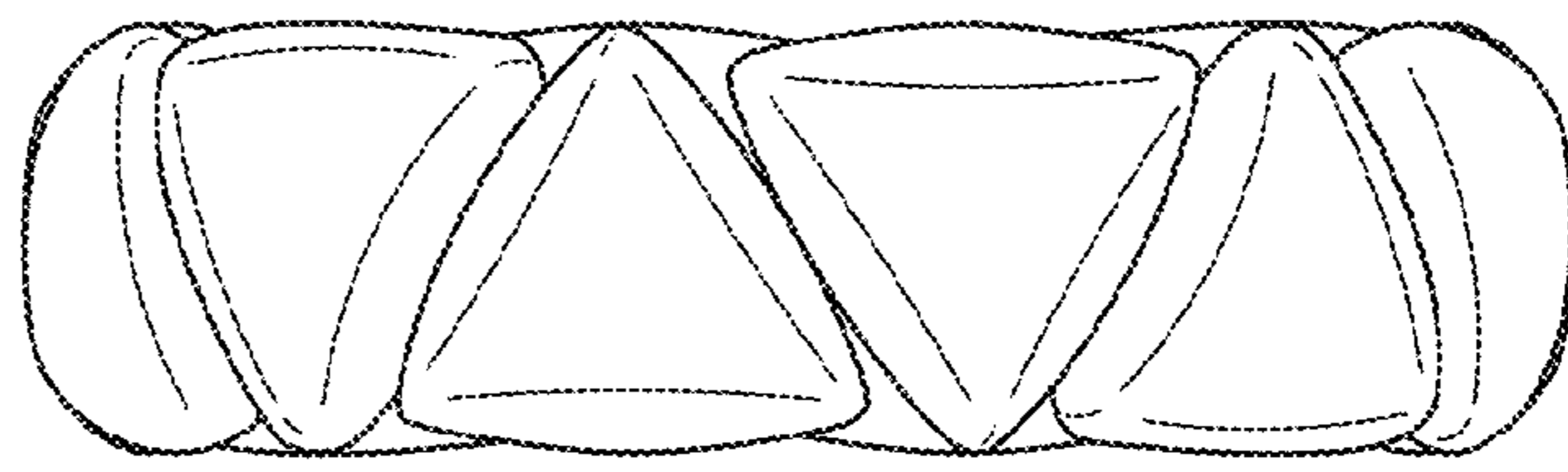


FIG. 6

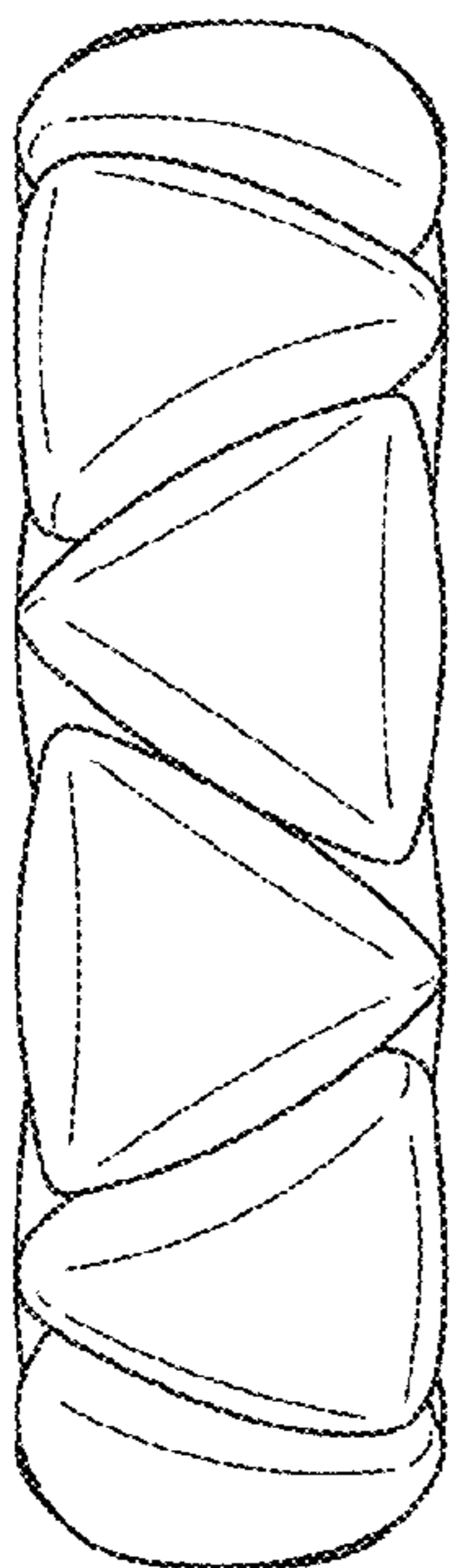


FIG. 4




FIG. 2




FIG. 3

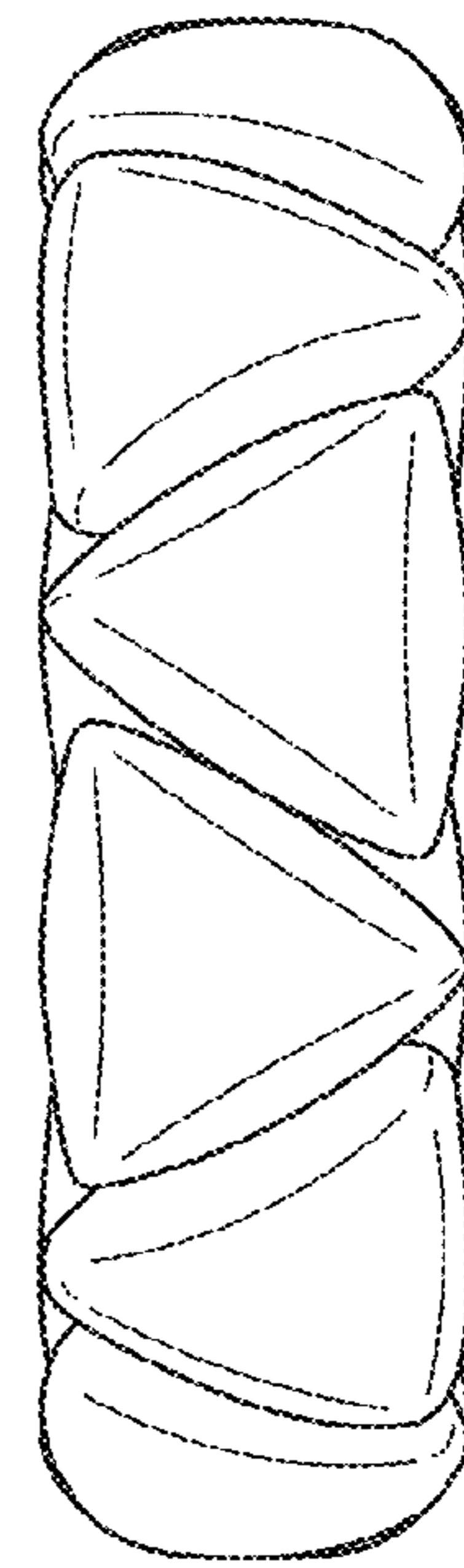


FIG. 5

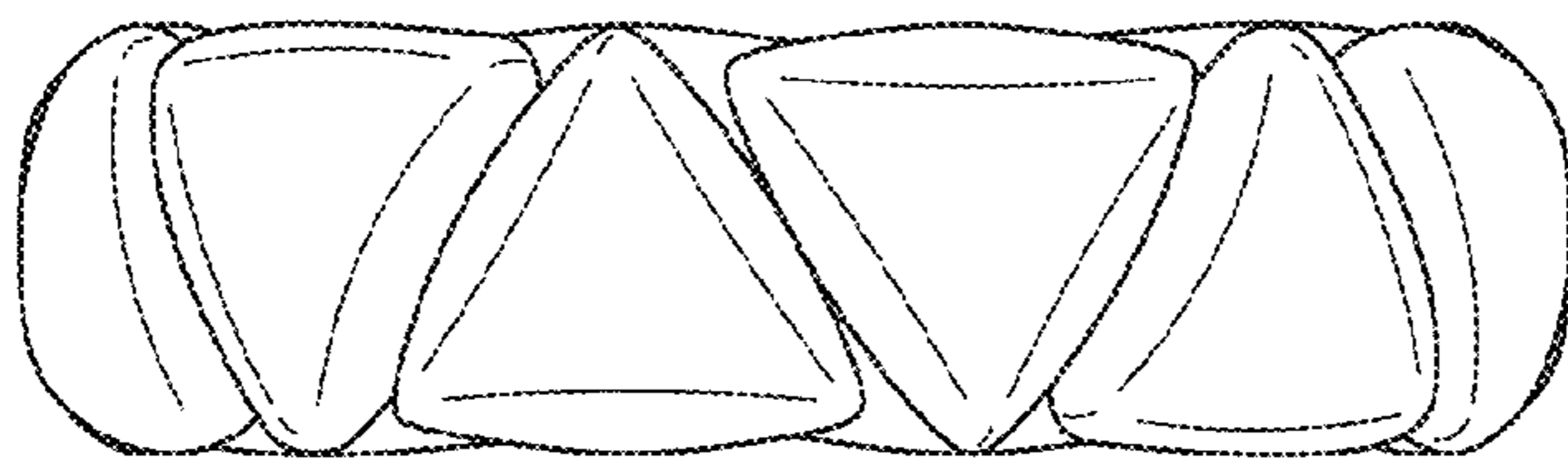


FIG. 7