



US00D742775S

(12) **United States Design Patent**
Wempe

(10) **Patent No.:** **US D742,775 S**

(45) **Date of Patent:** **** Nov. 10, 2015**

(54) **JEWELRY**

(71) Applicant: **Gerhard D. Wempe KG**, Hamburg (DE)

(72) Inventor: **Kim-Eva Wempe**, Hamburg (DE)

(73) Assignee: **Gerhard D. Wempe KG**, Hamburg (DE)

(**) Term: **14 Years**

(21) Appl. No.: **29/495,102**

(22) Filed: **Jun. 27, 2014**

Related U.S. Application Data

(62) Division of application No. 29/468,240, filed on Sep. 27, 2013, now Pat. No. Des. 718,168.

Foreign Application Priority Data

Apr. 15, 2013 (WO) DM/080 662

(51) **LOC (10) Cl.** **11-01**

(52) **U.S. Cl.**
USPC **D11/1; D11/56**

(58) **Field of Classification Search**
USPC D11/1, 2, 7, 8, 43, 44, 47, 48, 56, 57,
D11/79-86, 103; 63/18, 19, 20, 1.11, 26,
63/27, 28; D3/211

See application file for complete search history.

(56) **References Cited**

U.S. PATENT DOCUMENTS

D48,864 S *	4/1916	Houston et al.	D11/95
D135,263 S *	3/1943	Felsenthal	D11/56
D150,029 S *	6/1948	Post	D11/57
D151,163 S *	9/1948	Pennino	D11/56
D153,379 S *	4/1949	Philippe	D11/57
D155,182 S *	9/1949	Philippe	D11/57

D163,630 S *	6/1951	Pollock	D11/57
D291,425 S *	8/1987	Webb	D11/83
D323,792 S *	2/1992	Scotti	D11/84
D342,918 S *	1/1994	Henry	D11/81
D466,827 S *	12/2002	Fornas	D11/79
D512,660 S *	12/2005	Steshik	D11/81
D533,477 S *	12/2006	Felley	D11/56
D538,531 S *	3/2007	Chua	D3/211
D542,171 S *	5/2007	Olson	D11/56
D589,391 S *	3/2009	Sandberg	D11/86
D604,660 S *	11/2009	Marks	D11/83
D610,480 S *	2/2010	Daswani	D11/1

(Continued)

OTHER PUBLICATIONS

[[online] http://www.wempe.de/juwelier-online-shop/images/product_images/original_images/10105_3.png. Retrieved by the examiner Sep. 3, 2014.*

(Continued)

Primary Examiner — Garth Rademaker

Assistant Examiner — Melanie Pellegrini

(74) *Attorney, Agent, or Firm* — Laurence P. Colton; Smith Risley Tempel Santos LLC

(57) **CLAIM**

The ornamental design for jewelry, as shown and described.

DESCRIPTION

FIG. 1 is a front perspective view of jewelry showing my new design.


FIG. 2 is a front view of the jewelry of FIG. 1.

FIG. 3 is a top view of the jewelry of FIG. 1; and,

FIG. 4 is a right side view of the jewelry of FIG. 1, with a left side view being a mirror image of the right side view.

The broken lines shown in the drawings illustrate portions of the jewelry that form no part of the claimed design.

1 Claim, 4 Drawing Sheets



(56)

References Cited

U.S. PATENT DOCUMENTS

D619,039 S * 7/2010 Sandberg D11/103
D628,116 S * 11/2010 Marks D11/79
D628,934 S * 12/2010 Fernandez Rives D11/79
D635,049 S * 3/2011 Marks D11/79
D639,695 S * 6/2011 Nudelman D11/56
D654,390 S * 2/2012 Sivriere D11/26
D656,053 S * 3/2012 Bax Stas D11/1
D658,083 S * 4/2012 Ghirardi et al. D11/1

D659,046 S * 5/2012 Papadimitriou D11/79
D679,622 S * 4/2013 Dholakiya D11/1
8,464,405 B2 * 6/2013 Takeuchi 24/518
D703,084 S * 4/2014 Parvex D11/1

OTHER PUBLICATIONS

[online] http://pmcdn.priceminister.com/photo/collier-et-pendentif-papillon-diamants-en-zircone-argent-massif-925-bjc0405-bijoux-neuf-931483819_ML.jpg. Retrieved by the examiner Sep. 3, 2014.*

* cited by examiner




Fig. 1




Fig. 2



Fig. 3

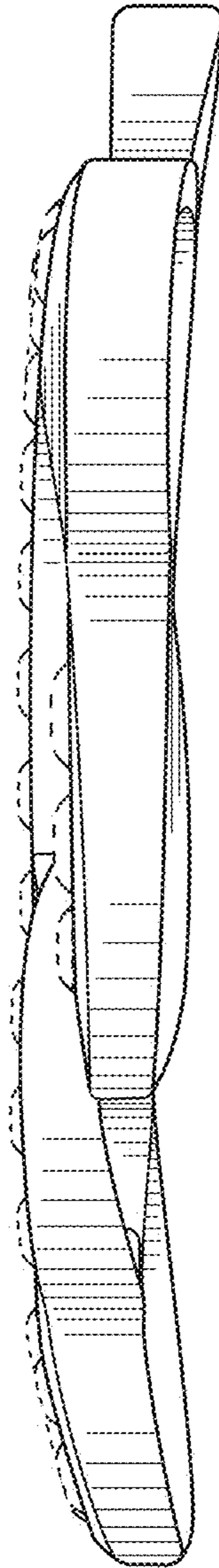


Fig. 4