



US00D742751S

(12) **United States Design Patent**
Letamendi

(10) **Patent No.:** **US D742,751 S**

(45) **Date of Patent:** **** Nov. 10, 2015**

(54) **BOTTLE**

(71) Applicant: **Saverglass Inc.**, Ramsey, NJ (US)

(72) Inventor: **Jokin Arregui Letamendi**, Barcelona (ES)

(73) Assignee: **Saverglass, Inc.**, Ramsey, NJ (US)

(**) Term: **14 Years**

(21) Appl. No.: **29/504,900**

(22) Filed: **Oct. 10, 2014**

(51) **LOC (10) Cl.** **09-01**

(52) **U.S. Cl.**
USPC **D9/545**; D9/560; D9/544

(58) **Field of Classification Search**
USPC D9/500, 516, 540–546, 549, 557–560,
D9/570–571, 573–575, 537–539, 682,
D9/686–691, 766–771; 215/355, 379,
215/381–382; 220/660, 669, 675; D7/300,
D7/300.1; D11/143, 152, 153
CPC B65D 23/00; G01N 2033/0081; G01N
2291/0232; B65G 2201/0244; A47G 23/0241
See application file for complete search history.

(56) **References Cited**

U.S. PATENT DOCUMENTS

D464,572 S *	10/2002	Markus	D9/569
D536,976 S *	2/2007	Ciulla et al.	D9/500
D548,098 S *	8/2007	Lauret	D9/544
D550,080 S *	9/2007	Rica	D9/500
D561,039 S *	2/2008	Del Bon	D9/544
D587,586 S *	3/2009	Patzak	D9/529
D592,061 S *	5/2009	Rica	D9/500
D612,739 S *	3/2010	Delbon	D9/544
D619,900 S *	7/2010	Rica	D9/574

D629,697 S *	12/2010	Lauret	D9/544
D635,028 S *	3/2011	Daniele	D9/500
D652,721 S *	1/2012	Pelkey	D9/500
D665,673 S *	8/2012	Warner et al.	D9/559
D683,228 S *	5/2013	Gonzalez Rodriguez	D9/545
D687,308 S *	8/2013	Lauret	D9/558
D697,416 S *	1/2014	Thompson	D9/544
D698,251 S *	1/2014	Wade et al.	D9/529
D704,060 S *	5/2014	Maillet et al.	D9/500
D713,257 S *	9/2014	Del Bon	D9/558
D723,372 S *	3/2015	Lecetre et al.	D9/516

OTHER PUBLICATIONS

<http://www.saverglass.com/en/news>[Date searched Aug. 18, 2015].*

* cited by examiner

Primary Examiner — Philip S Hyder

Assistant Examiner — Keith Frank

(74) *Attorney, Agent, or Firm* — Philip H. Gottfried, Esq.;
Amster, Rothstein & Ebenstein LLP

(57) **CLAIM**

The ornamental design for a bottle, substantially as shown and described.

DESCRIPTION

FIG. 1 is a front elevational view of my invention, the rear elevational view, the right side elevational view, and the left side elevational view of which are mirror images;

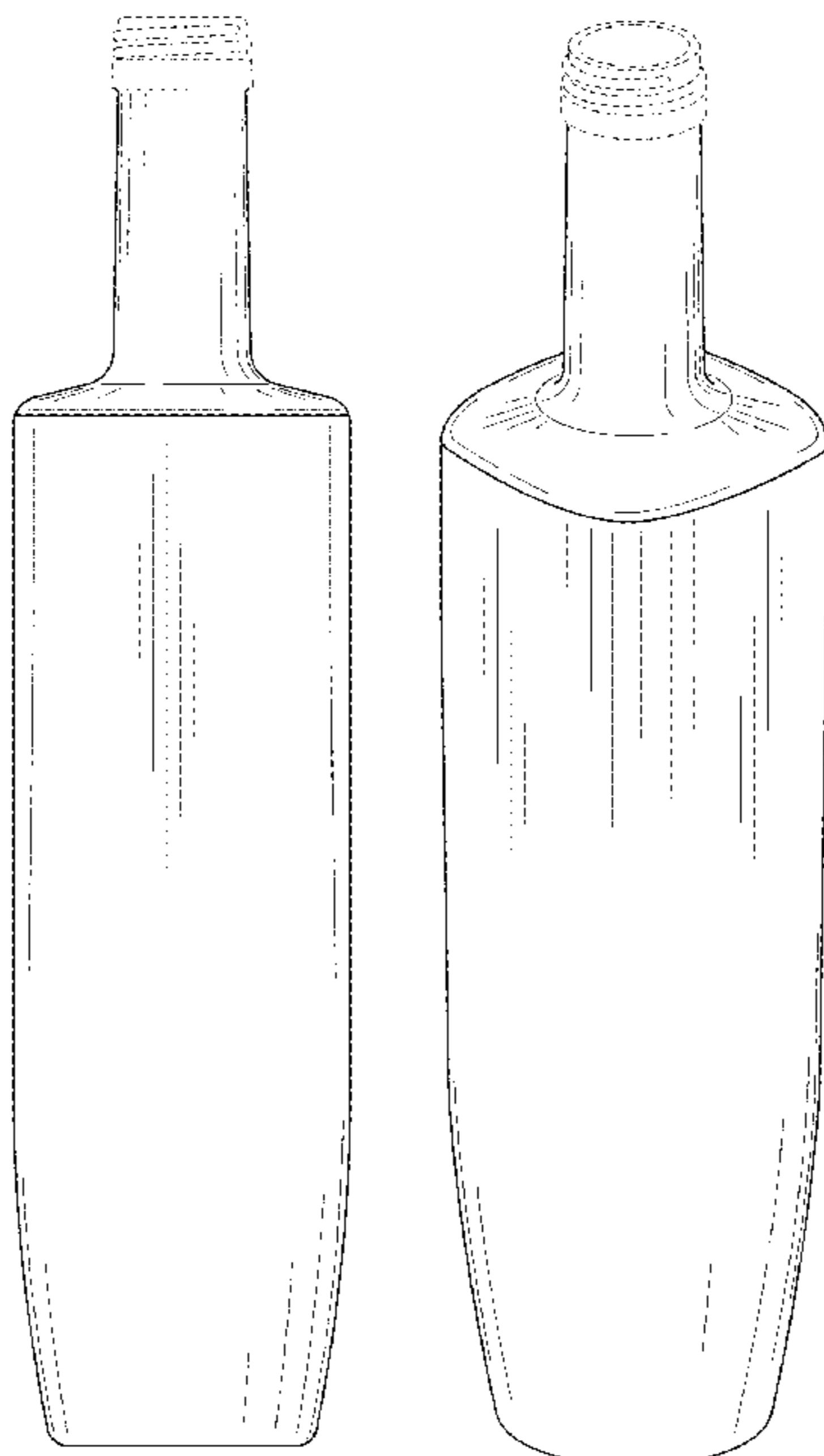
FIG. 2 is a top plan view thereof;

FIG. 3 is a bottom plan view thereof; and,

FIG. 4 is a right front perspective view thereof.

The broken lines immediately adjacent the claimed areas represent the bounds of the claimed design while all other broken lines depict unclaimed portions of the bottle and form no part of the claimed design.

1 Claim, 2 Drawing Sheets






FIG. 1

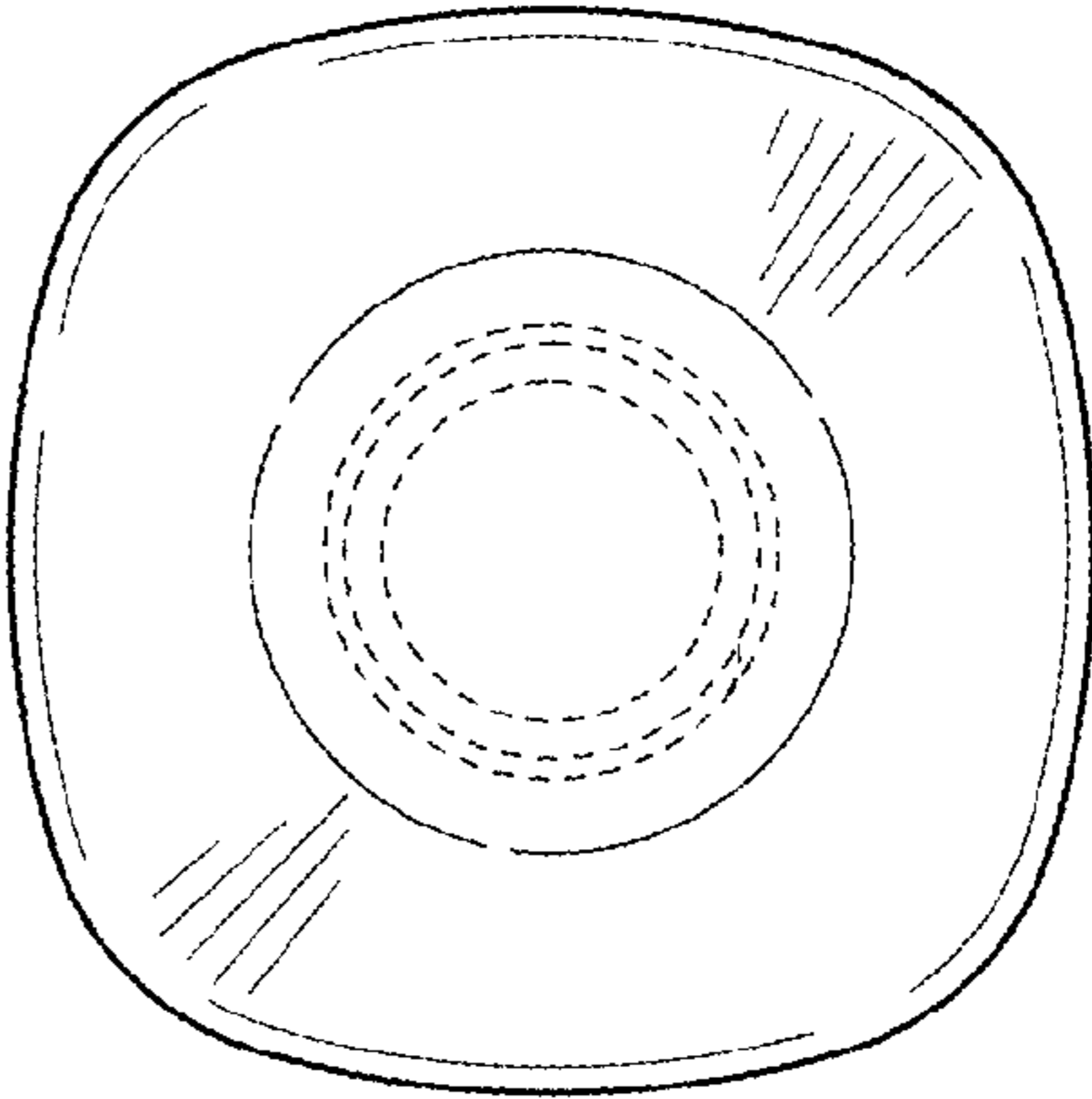


FIG. 2

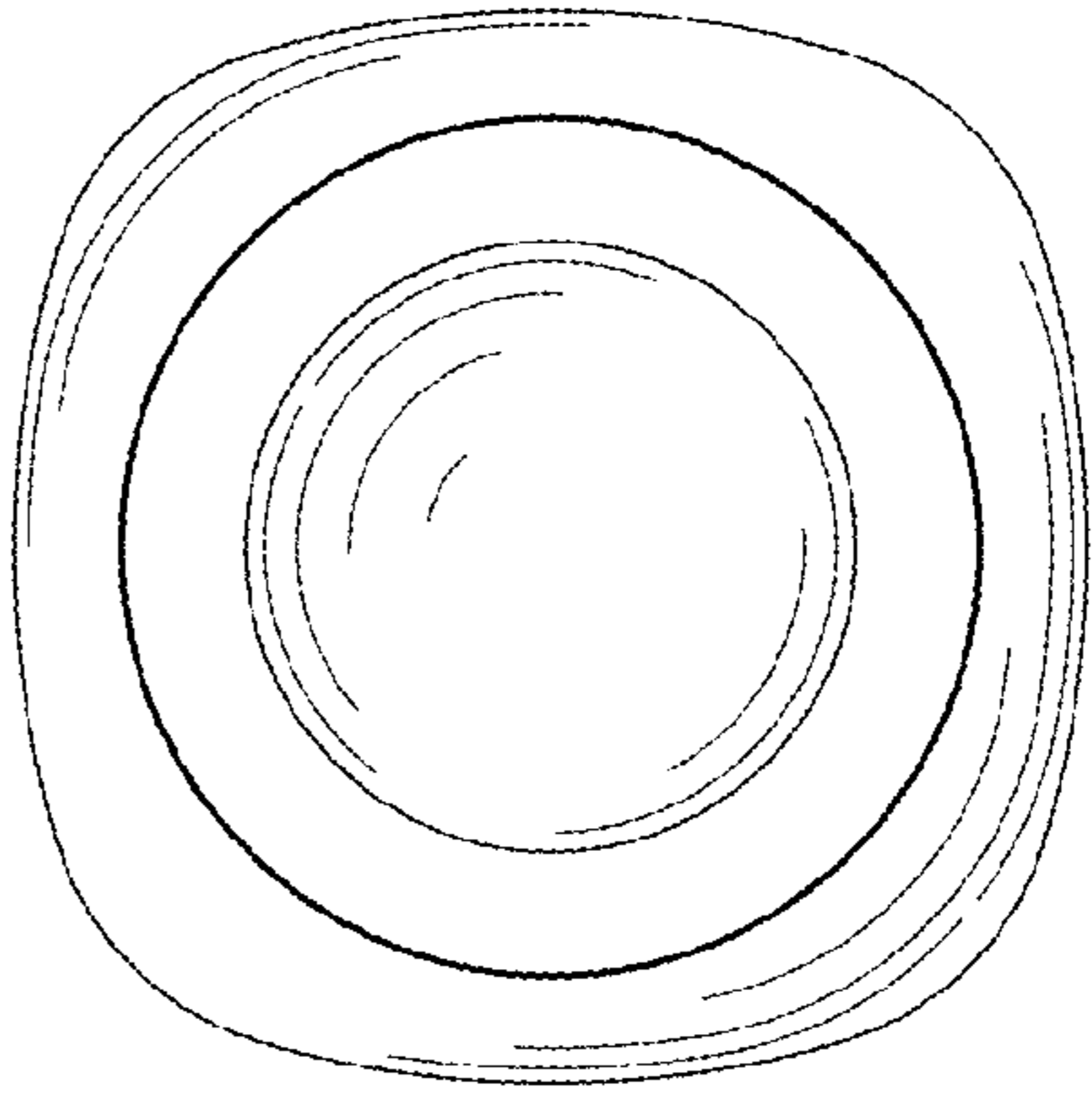


FIG. 3




FIG. 4