



US00D742727S

(12) **United States Design Patent**
Martin et al.

(10) **Patent No.:** **US D742,727 S**

(45) **Date of Patent:** **** Nov. 10, 2015**

(54) **SHOWER CURTAIN HAVING SAME ORIENTED DOUBLE HOOKS**

(71) Applicant: **Kenney Manufacturing Company**,
Warwick, RI (US)

(72) Inventors: **Carolyn Martin**, Providence, RI (US);
Jeffrey Klowan, Woonsocket, RI (US);
Vincent DeSanto, Lincoln, RI (US)

(**) Term: **14 Years**

(21) Appl. No.: **29/473,124**

(22) Filed: **Nov. 19, 2013**

Related U.S. Application Data

(63) Continuation of application No. 29/451,826, filed on
Apr. 9, 2013, now abandoned.

(51) **LOC (10) Cl.** **08-05**

(52) **U.S. Cl.**
USPC **D8/372; D8/367**

(58) **Field of Classification Search**
USPC **D8/373, 367, 372; D6/546, 547;**
160/330; 248/302, 303
See application file for complete search history.

(56) **References Cited**

U.S. PATENT DOCUMENTS

D422,199 S * 4/2000 Snell D8/372
D459,201 S * 6/2002 Michaelson D8/372

D545,180 S * 6/2007 Harwanko D8/372
D608,623 S * 1/2010 Snell D8/367
7,748,673 B2 * 7/2010 Barrese 248/215
D630,088 S * 1/2011 Kim D8/367
D630,498 S * 1/2011 Kim D8/367
D638,283 S * 5/2011 Gilbert D8/367
D646,960 S * 10/2011 Goodman et al. D8/372
D700,044 S * 2/2014 Goodman et al. D8/372
D702,112 S * 4/2014 Cittadino et al. D8/367

* cited by examiner

Primary Examiner — Cynthia Underwood

(74) *Attorney, Agent, or Firm* — Steven M McHugh

(57) **CLAIM**

The ornamental design for a shower curtain having same oriented double hooks, as shown.

DESCRIPTION

FIG. 1 is an isometric right-rear side perspective view of a shower curtain hanger of the present invention.

FIG. 2 is a side view of the shower curtain hanger of FIG. 1.

FIG. 3 is a rear view of the shower curtain hanger of FIG. 1.

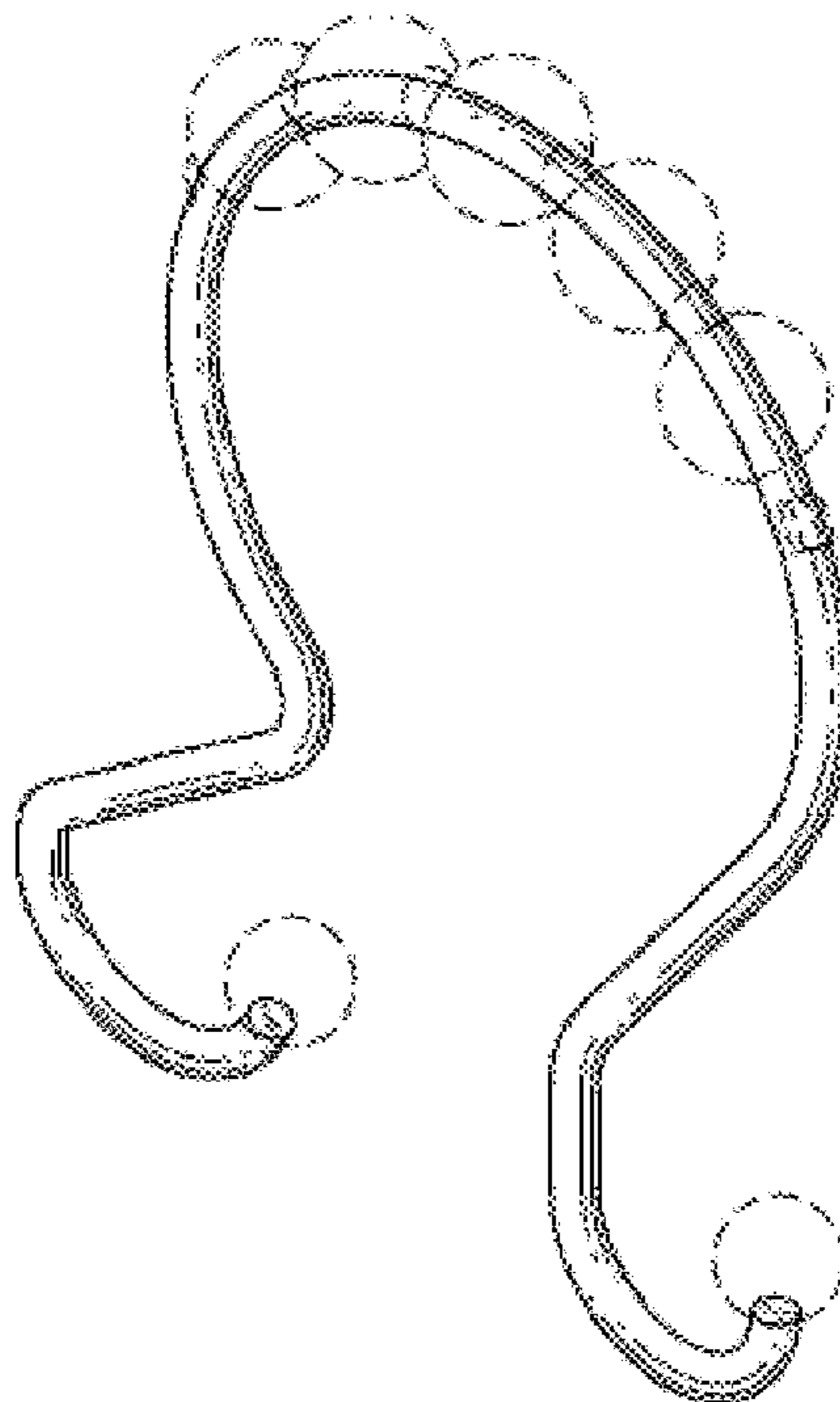
FIG. 4 is a front view of the shower curtain hanger of FIG. 1.

FIG. 5 is a top view of the shower curtain hanger of FIG. 1; and,

FIG. 6 is a bottom view of the shower curtain hanger of FIG. 1.

The portions shown in broken lines are for illustrative purposes only and form no part of the claimed design.

1 Claim, 2 Drawing Sheets



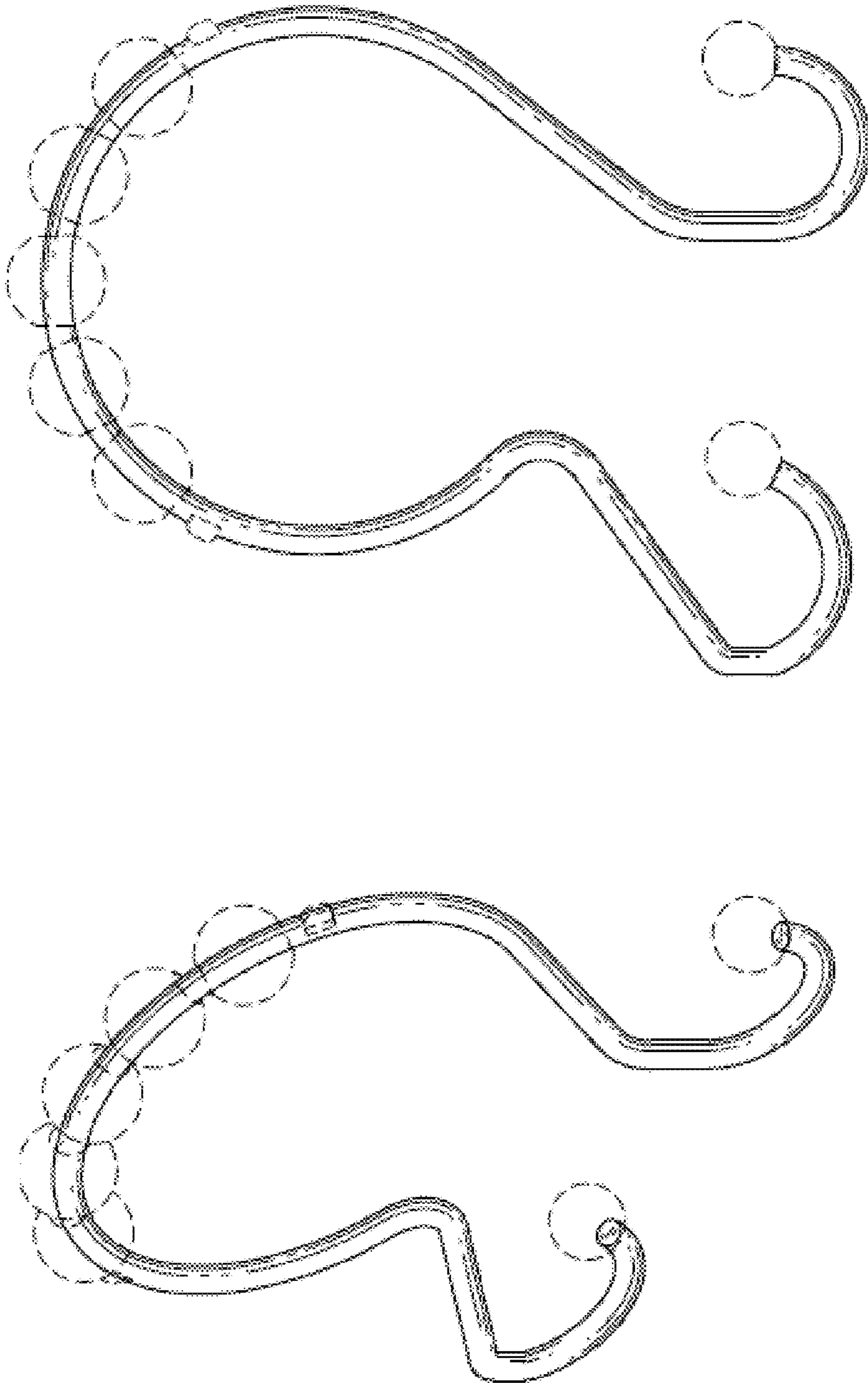


FIG. 2

FIG. 1

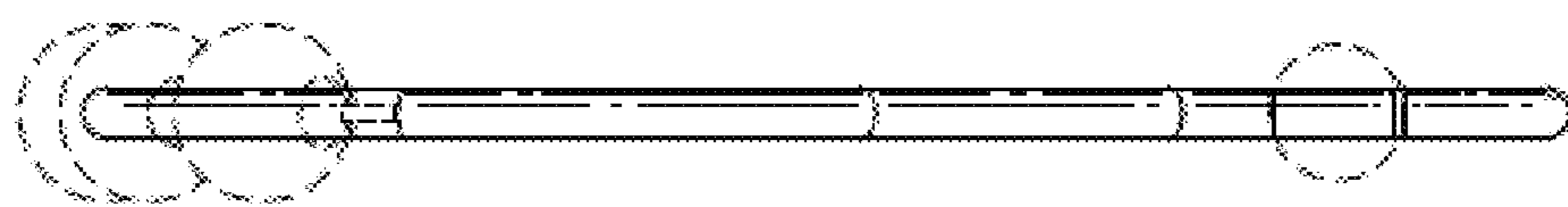


FIG. 3



FIG. 4

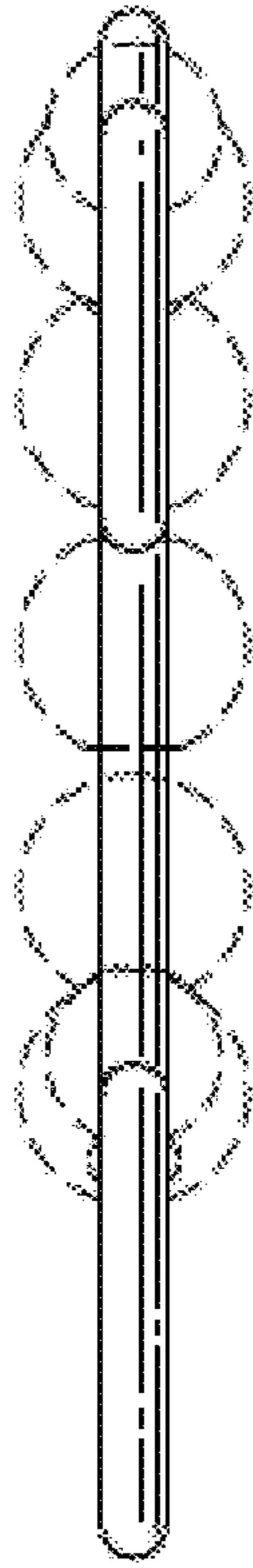


FIG. 5

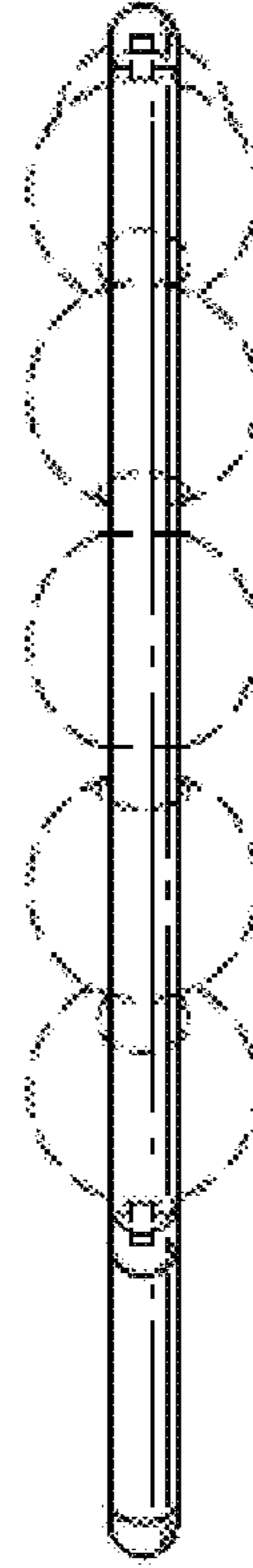


FIG. 6