



US00D742713S

(12) **United States Design Patent**
Nelson

(10) **Patent No.:** **US D742,713 S**
(45) **Date of Patent:** **** Nov. 10, 2015**

- (54) **HAMMER HEAD**
- (71) Applicant: **Homer TLC, Inc.**, Wilmington, DE (US)
- (72) Inventor: **Michael Nelson**, Peachtree City, GA (US)
- (73) Assignee: **Homer TLC, Inc.**, Wilmington, DE (US)

D422,869 S	4/2000	Chen et al.	
D429,985 S	8/2000	Tovar	
D436,821 S	1/2001	Douglas et al.	
6,170,362 B1	1/2001	Chen	
D438,082 S *	2/2001	Stegner et al.	D8/78
D444,689 S	7/2001	Staton et al.	
D452,126 S	12/2001	Hung	
D470,380 S	2/2003	Huang	
D474,667 S *	5/2003	Hung	D8/75
D481,292 S	10/2003	Chen	
D483,643 S	12/2003	Chien	

(Continued)

(**) Term: **14 Years**

OTHER PUBLICATIONS

(21) Appl. No.: **29/465,979**

U.S. Appl. No. 29/440,607, filed Dec. 21, 2012, Nelson.

(Continued)

(22) Filed: **Sep. 3, 2013**

(51) **LOC (10) Cl.** **08-02**

Primary Examiner — Philip S Hyder

(52) **U.S. Cl.**

Assistant Examiner — Roselynn Cody

USPC **D8/78**

(74) *Attorney, Agent, or Firm* — Norton Rose Fulbright US LLP

(58) **Field of Classification Search**

USPC D8/75-81; D22/117-118; 81/19-24;
254/26 R, 26 E
CPC B25D 1/00; B25D 1/02; B25D 1/04;
B25D 1/045; B25D 1/06; B25D 1/12; B25G
1/102

(57) **CLAIM**

The ornamental design for a hammer head, as shown and described.

See application file for complete search history.

DESCRIPTION

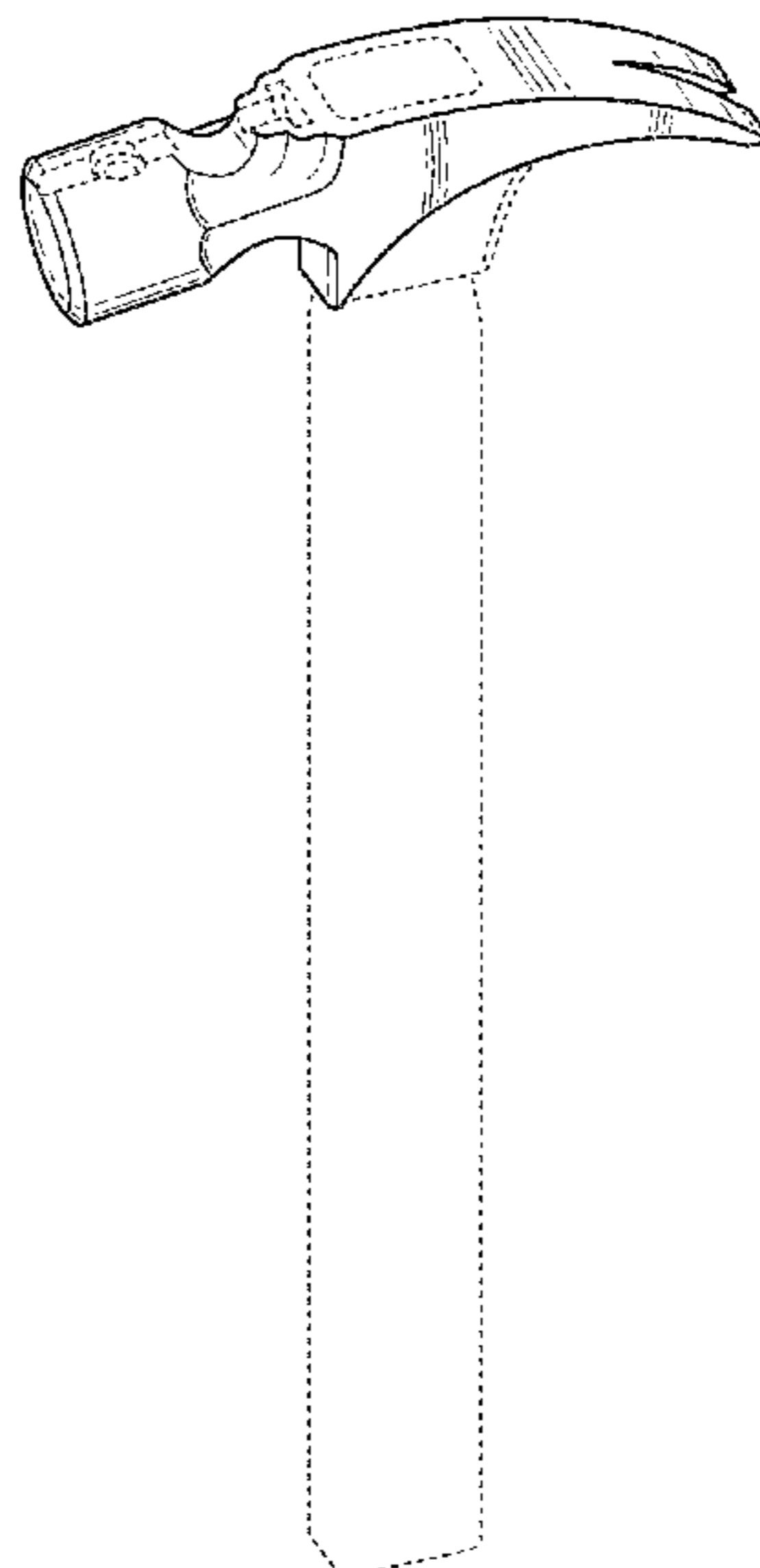
(56) **References Cited**

U.S. PATENT DOCUMENTS

D179,018 S	10/1956	Lowe et al.	
4,465,115 A *	8/1984	Palomera	81/24
D285,284 S	8/1986	Blomqvist	
4,723,582 A	2/1988	Caspall	
D302,515 S	8/1989	Kandel	
D308,007 S *	5/1990	Ferguson et al.	D8/75
D322,021 S	12/1991	Hsu	
D325,863 S	5/1992	Chen et al.	
D347,780 S	6/1994	Hreha	
D376,089 S	12/1996	Allen	
5,988,020 A *	11/1999	Johnson	81/23

FIG. 1 is a perspective view of a hammer head;
 FIG. 2 is a top view of the hammer head shown in FIG. 1;
 FIG. 3 is a bottom view of the hammer head shown in FIG. 1;
 FIG. 4 is a rear view of the hammer head shown in FIG. 1;
 FIG. 5 is a front view of the hammer head shown in FIG. 1;
 and,
 FIG. 6 is a right side view of the hammer head shown in FIG. 1, the left side view being a mirror image thereof.
 The dashed lines in FIGS. 1-6 represent a portion of the hammer head and a generic handle that form no part of the claimed design.

1 Claim, 2 Drawing Sheets



(56)

References Cited

U.S. PATENT DOCUMENTS

D490,679 S 6/2004 Hung
 D497,789 S * 11/2004 Hung D8/78
 D503,605 S * 4/2005 Hung D8/78
 D505,609 S 5/2005 Hung
 D511,082 S 11/2005 Chen
 D519,017 S 4/2006 Hsieh
 D519,814 S 5/2006 Hung
 D524,627 S 7/2006 Chen
 D531,479 S 11/2006 Davis
 D531,875 S 11/2006 Chen
 D533,759 S 12/2006 Hooper et al.
 D534,409 S 1/2007 Chen
 D535,539 S 1/2007 Chen
 D536,592 S * 2/2007 Chen D8/78
 D538,626 S 3/2007 Hsieh-Yeh
 D566,509 S 4/2008 Vanderbeck
 D572,557 S 7/2008 Fraga et al.
 D574,690 S 8/2008 Chen
 D603,675 S * 11/2009 Chen D8/78
 D605,922 S 12/2009 Reinius
 D609,547 S 2/2010 Pell
 D611,796 S 3/2010 Davidson

D619,442 S 7/2010 Chen
 D628,870 S 12/2010 Jerabek et al.
 D648,611 S * 11/2011 Chen D8/78
 D651,063 S 12/2011 Robinson et al.
 D653,925 S * 2/2012 Hung D8/78

OTHER PUBLICATIONS

U.S. Appl. No. 29/465,974, filed Sep. 3, 2013, Nelson.
 U.S. Appl. No. 29/465,987, filed Sep. 3, 2013, Nelson.
 U.S. Appl. No. 29/465,990, filed Sep. 3, 2013, Nelson.
 U.S. Appl. No. 29/465,991, filed Sep. 3, 2013, Nelson.
 U.S. Appl. No. 29/465,992, filed Sep. 3, 2013, Nelson.
 Image of 27-ounce Husky deadblow hammer, offered for sale in the United States at least prior to Sep. 3, 2013.
 Image of 22-ounce Husky hickory hammer, offered for sale in the United States at least prior to Sep. 3, 2013.
 Image of 20-ounce Husky steel rip hammer, offered for sale in the United States at least prior to Sep. 3, 2013.
 Image of 17-ounce DeWalt hammer, offered for sale in the United States at least prior to Sep. 3, 2013.
 Image of 21-ounce Husky framing hammer, offered for sale in the United States at least prior to Sep. 3, 2013.

* cited by examiner

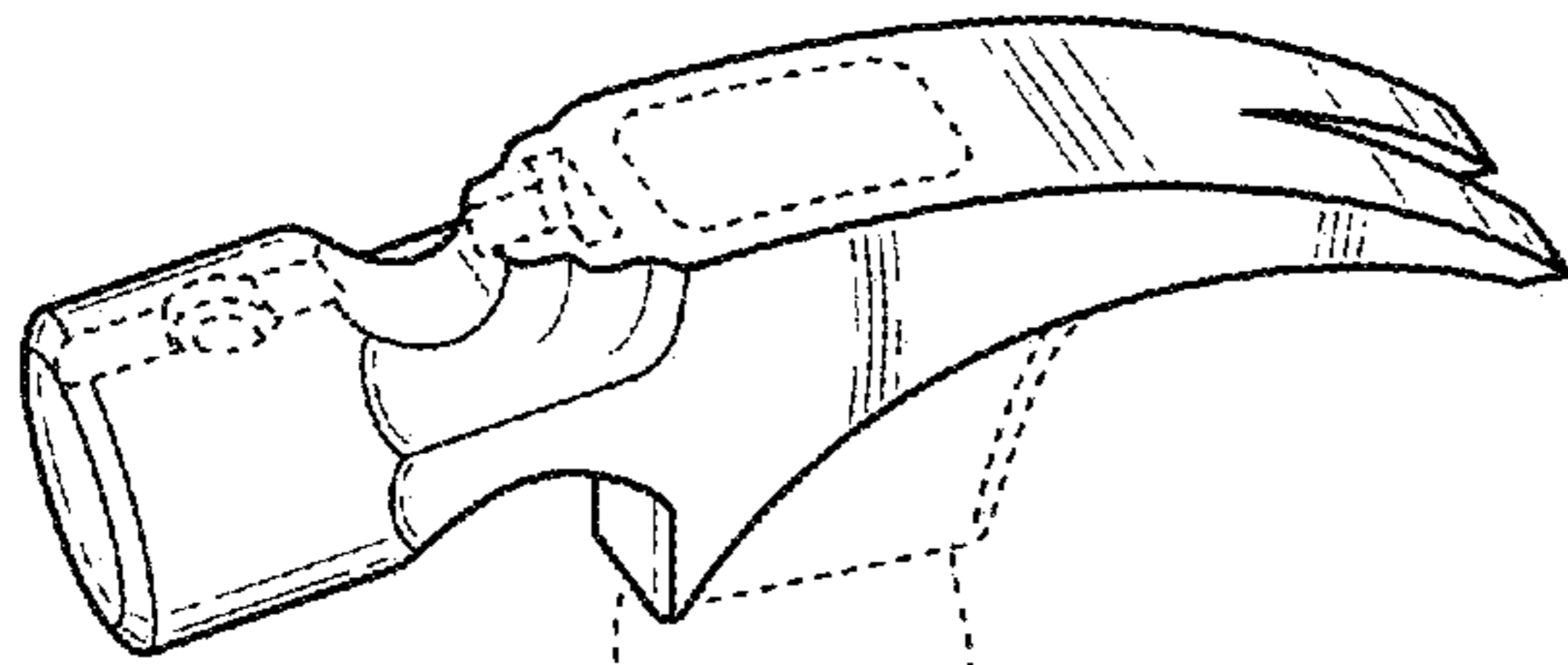


FIG. 1

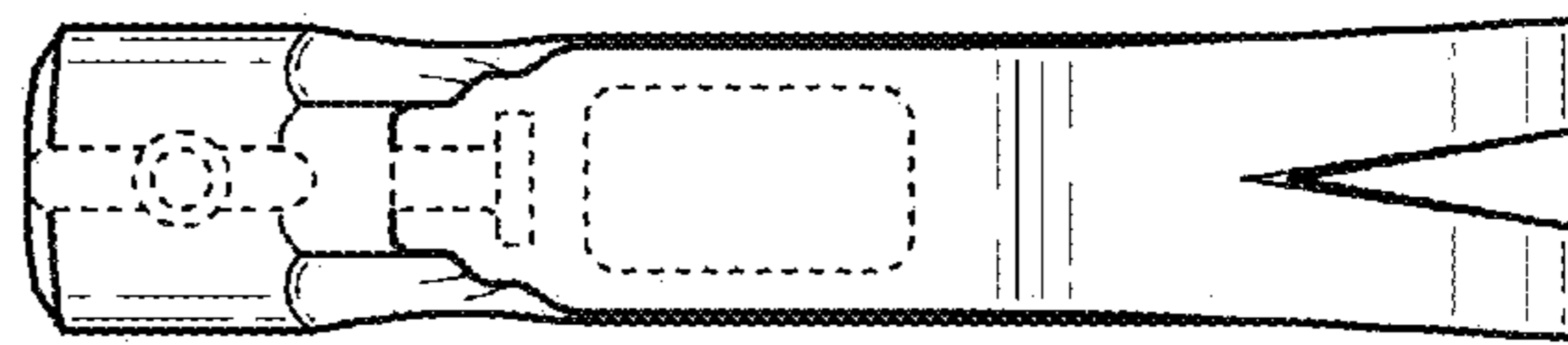


FIG. 2

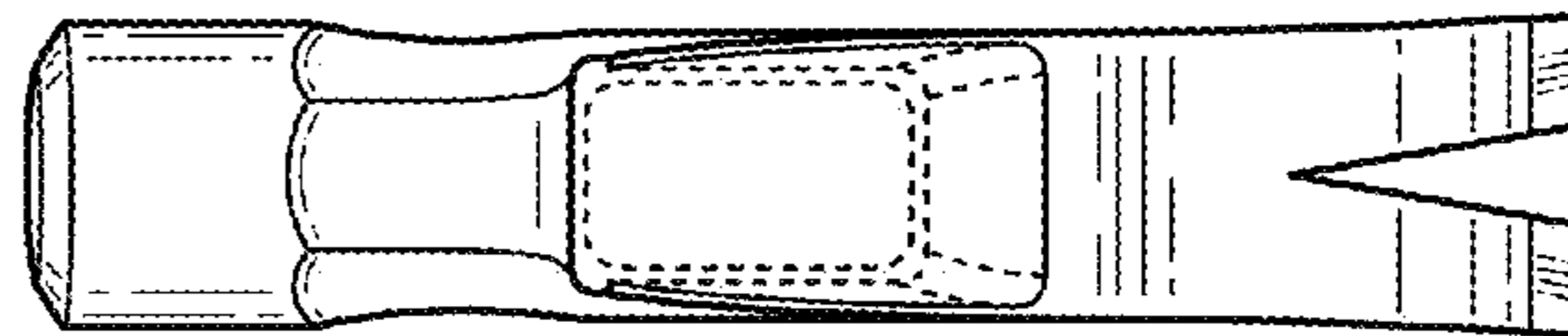


FIG. 3




FIG. 4




FIG. 5

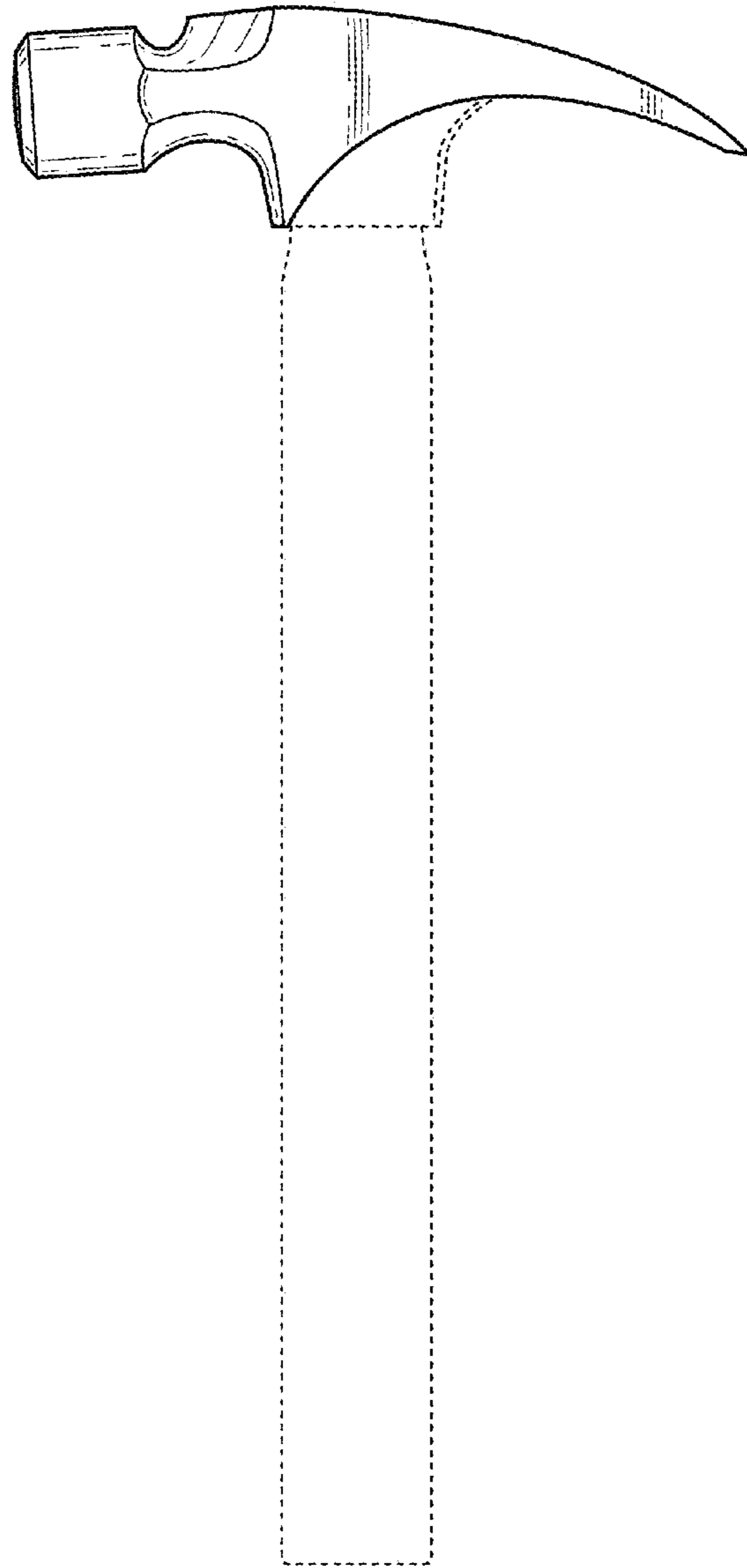


FIG. 6