



US00D742672S

(12) **United States Design Patent**
Bergum et al.

(10) **Patent No.:** **US D742,672 S**
(45) **Date of Patent:** **** Nov. 10, 2015**

(54) **STORAGE CABINET COVER**

(71) Applicant: **KNAACK LLC**, Crystal Lake, IL (US)

(72) Inventors: **Robert A. Bergum**, Woodstock, IL (US); **Gerald A. Draffkorn**, Woodstock, IL (US)

(73) Assignee: **KNAACK LLC**, Crystal Lake, IL (US)

(**) Term: **14 Years**

(21) Appl. No.: **29/464,782**

(22) Filed: **Aug. 21, 2013**

(51) **LOC (10) Cl.** **06-04**

(52) **U.S. Cl.**
USPC **D6/707.19**

(58) **Field of Classification Search**
USPC D3/279, 283–284, 286, 297, 318–319, D3/905; D6/657, 661–663, 664.1, 668, D6/668.1, 668.2, 669, 671, 671.1, 671.2, D6/671.3, 671.4, 675.1, 691.8, 705, 705.5, D6/708; D14/168; D30/104; D34/19, 20, D34/21
CPC A47B 49/00; A47B 49/002; A47B 67/00; A47B 67/04; A47B 87/02; A47B 88/04; A47B 88/0411; A47B 88/20; A47B 2210/00; A47B 2210/004; A47B 2210/0078; A47B 2210/0008; A47F 3/00; B62B 3/00; B25H 3/00; B25H 3/003; B25H 3/006; B25H 3/02; B25H 3/021

See application file for complete search history.

(56) **References Cited**

U.S. PATENT DOCUMENTS

D259,316 S *	5/1981	Offredi	D6/657
D426,033 S *	5/2000	Rooks	D30/104
D533,373 S *	12/2006	Juneau	D6/675.1
D534,379 S *	1/2007	Juneau	D6/691.8
D548,488 S *	8/2007	Weatherly	D6/661
D553,879 S *	10/2007	Juneau	D6/671
D568,070 S *	5/2008	Cartwright	D6/675.1
D571,779 S *	6/2008	Matsuoka	D14/168
D587,033 S *	2/2009	Martin et al.	D6/657
D609,497 S *	2/2010	Kanthasamy	D6/671.1
D634,950 S *	3/2011	Wahl et al.	D6/708
D690,963 S *	10/2013	Stukenberg	D6/663
D722,792 S *	2/2015	Everson et al.	D6/671.1

* cited by examiner

Primary Examiner — Ricky Pham

(74) *Attorney, Agent, or Firm* — McDonnell Boehnen Hulbert & Berghoff LLP

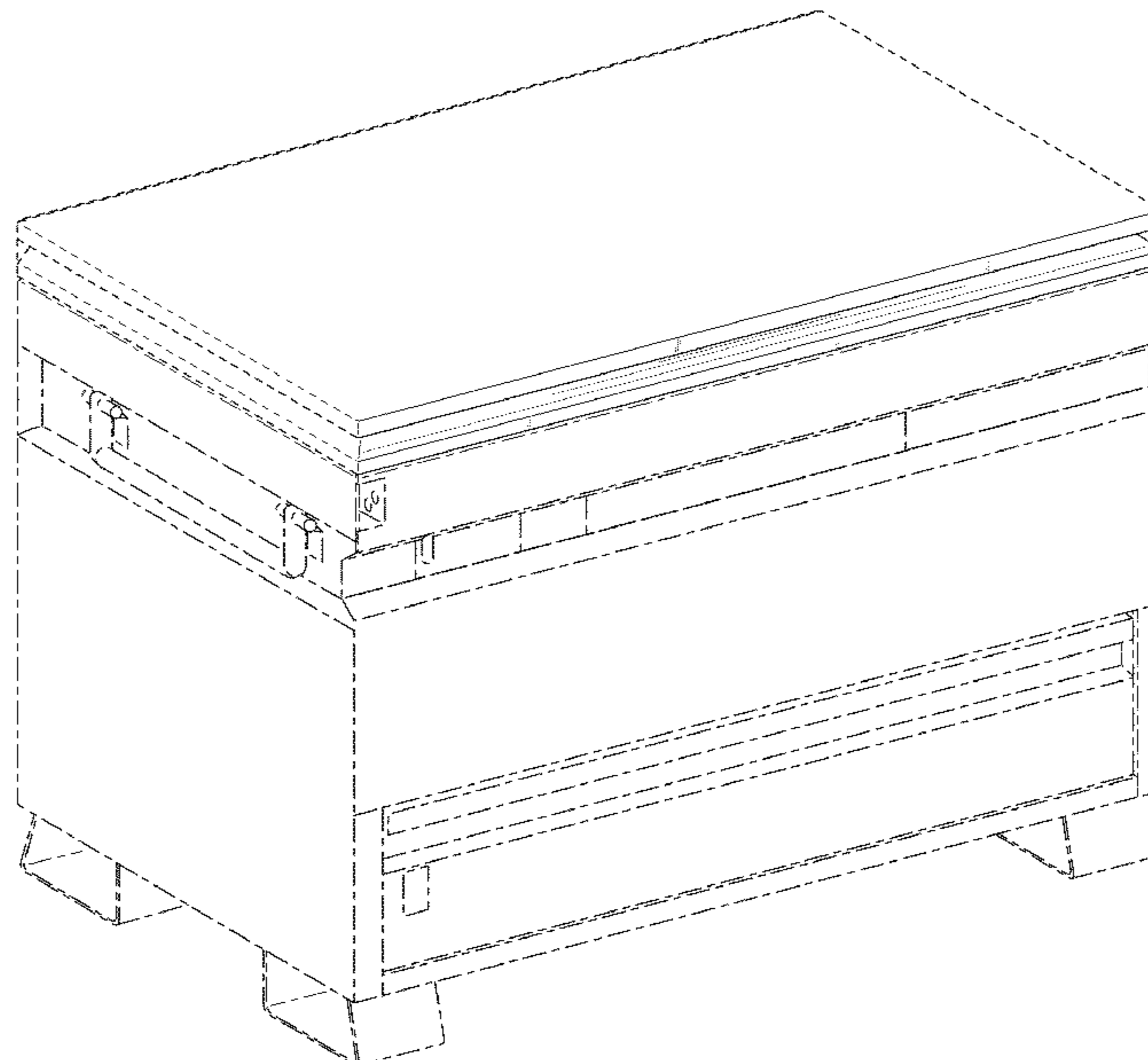
(57) **CLAIM**

The ornamental design for a storage cabinet cover, as shown and described.

DESCRIPTION

FIG. 1 is a perspective view of the storage cabinet cover of the present design;
FIG. 2 is a front view thereof;
FIG. 3 is a left side view thereof; and,
FIG. 4 is a right side view thereof.
The top, bottom, and rear views of the storage cabinet cover are flat and unornamented. The broken line portions of the drawings are for illustrative purposes only and form no part of the claimed design.

1 Claim, 4 Drawing Sheets



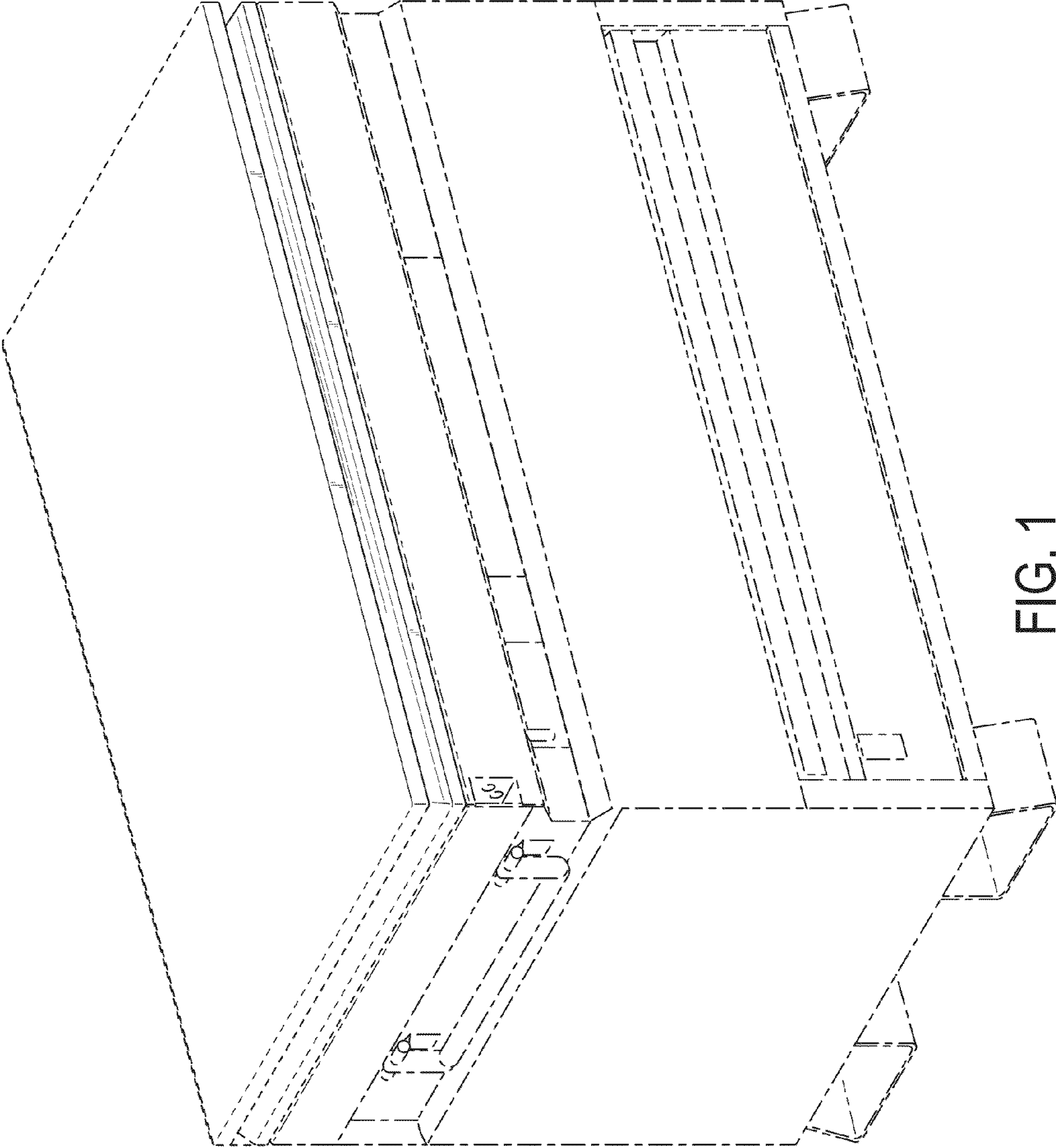


FIG. 1

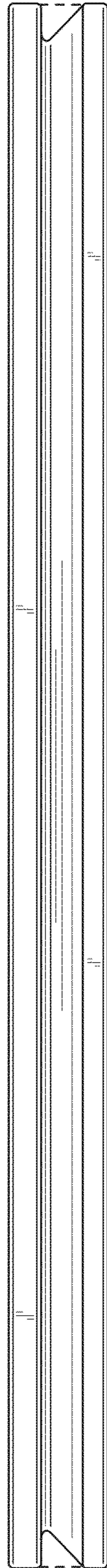


FIG. 2

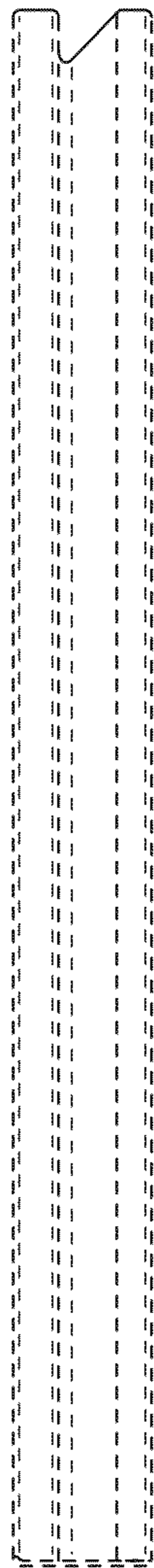


FIG. 3

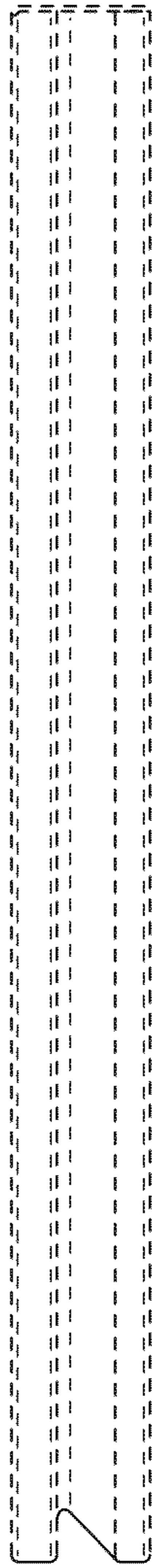


FIG. 4