



US00D742666S

(12) **United States Design Patent**
Akana et al.

(10) **Patent No.:** **US D742,666 S**

(45) **Date of Patent:** **** Nov. 10, 2015**

(54) **DRAWER**

CPC . A47B 88/00; A47B 88/04; A47B 2088/0403
See application file for complete search history.

(71) Applicant: **Apple Inc.**, Cupertino, CA (US)

(72) Inventors: **Jody Akana**, San Francisco, CA (US);
Bartley K. Andre, Palo Alto, CA (US);
Shota Aoyagi, San Francisco, CA (US);
Anthony Michael Ashcroft, San Francisco, CA (US);
Jeremy Bataillou, San Francisco, CA (US);
Daniel J. Coster, San Francisco, CA (US);
Daniele De Iuliis, San Francisco, CA (US);
M. Evans Hankey, San Francisco, CA (US);
Julian Hoenig, San Francisco, CA (US);
Richard P. Howarth, San Francisco, CA (US);
Jonathan P. Ive, San Francisco, CA (US);
Duncan Robert Kerr, San Francisco, CA (US);
Matthew Dean Rohrbach, San Francisco, CA (US);
Peter Russell-Clarke, San Francisco, CA (US);
Benjamin Andrew Shaffer, San Jose, CA (US);
Mikael Silvano, San Francisco, CA (US);
Christopher J. Stringer, Woodside, CA (US);
Eugene Antony Whang, San Francisco, CA (US);
Rico Zörkendörfer, San Francisco, CA (US)

(56) **References Cited**

U.S. PATENT DOCUMENTS

2,161,629	A *	6/1939	McCord	211/126.1
4,789,601	A *	12/1988	Banes	428/447
D307,997	S *	5/1990	Bernstein	D7/707
D599,241	S	9/2009	Andre et al.	
D643,844	S	8/2011	Akana et al.	
D661,950	S *	6/2012	Greenwood	D7/590
D662,939	S	7/2012	Akana et al.	
D673,795	S *	1/2013	Murrah	D6/682.2
D695,078	S *	12/2013	Hertaus	D7/600.1
D703,004	S *	4/2014	Tsai	D7/600.1
D709,718	S *	7/2014	Snyder	D6/682.4
D723,312	S *	3/2015	Vinci	D6/682.2
D724,388	S *	3/2015	Smeja	D7/600.1

* cited by examiner

Primary Examiner — Kelley Donnelly

(74) *Attorney, Agent, or Firm* — Sterne, Kessler, Goldstein & Fox P.L.L.C.

(57) **CLAIM**

The ornamental design for a drawer, as shown and described.

DESCRIPTION

FIG. 1 is a top front perspective view of a drawer showing our new design;
FIG. 2 is a front view thereof;
FIG. 3 is a rear view thereof;
FIG. 4 is a right side view thereof;
FIG. 5 is a left side view thereof;
FIG. 6 is a top view thereof;
FIG. 7 is a bottom view thereof; and,
FIG. 8 is a top view thereof showing the drawer in an environment in which it may be used.
The broken lines in the Figures show portions of the drawer or environment that form no part of the claimed design.

1 Claim, 5 Drawing Sheets

(73) Assignee: **Apple Inc.**, Cupertino, CA (US)

(**) Term: **14 Years**

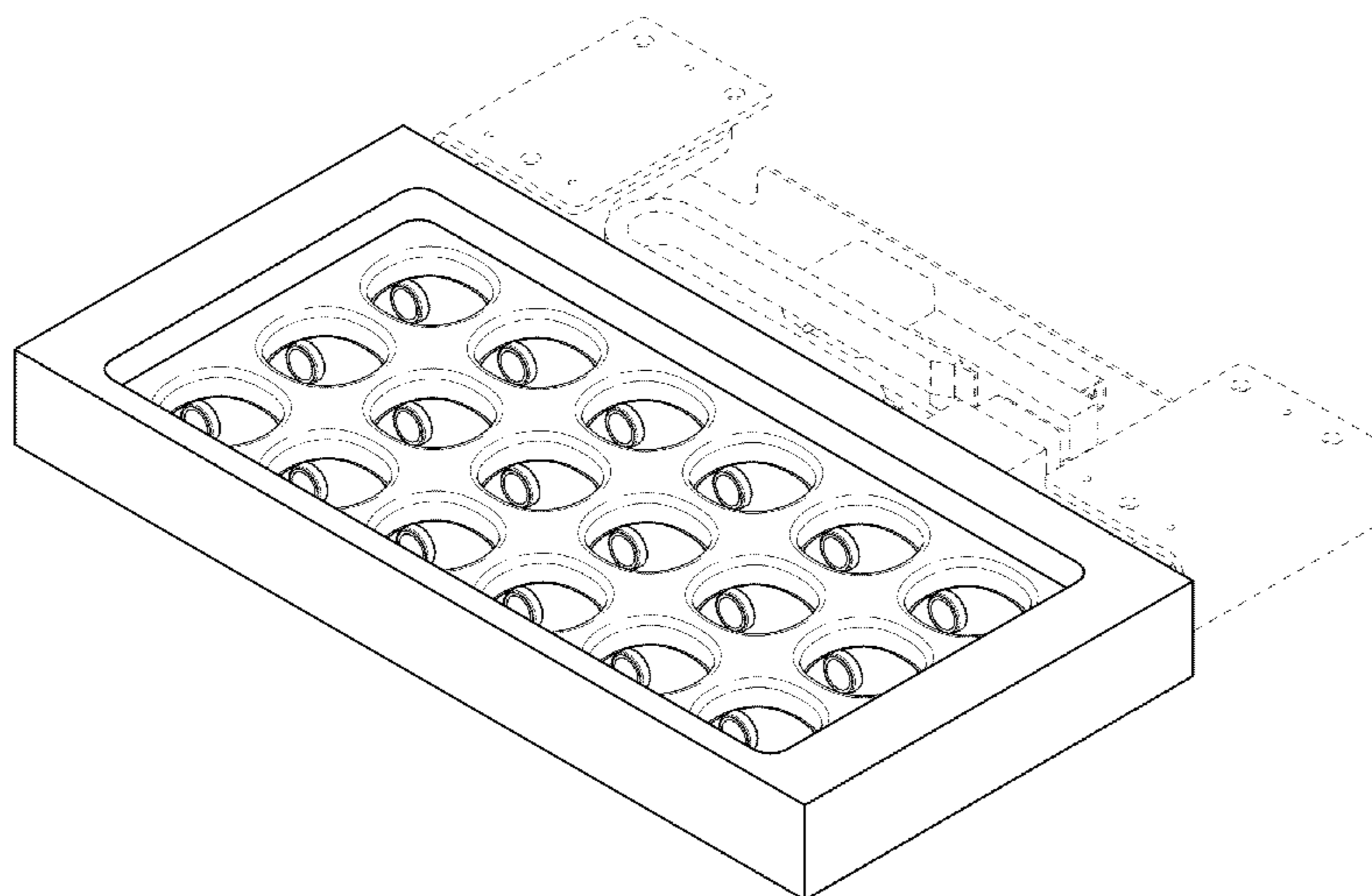
(21) Appl. No.: **29/501,031**

(22) Filed: **Aug. 29, 2014**

(51) **LOC (10) Cl.** **06-06**

(52) **U.S. Cl.**
USPC **D6/682.2**

(58) **Field of Classification Search**
USPC D6/682, 682.2, 682.3, 682.4, 683,
D6/683.1, 702-703; 211/71.01, 88.01,
211/90.01, 126



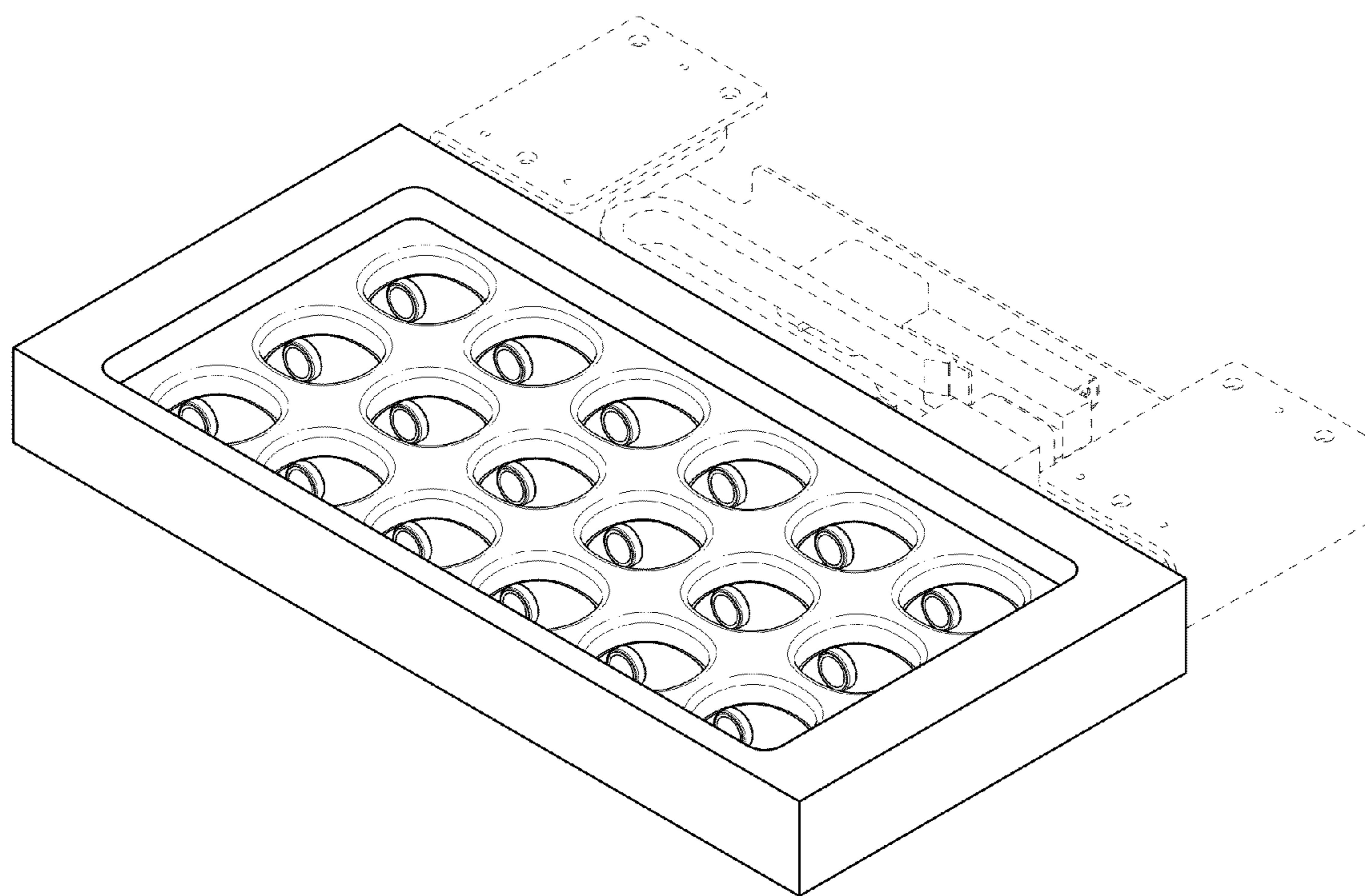


FIG. 1




FIG. 2

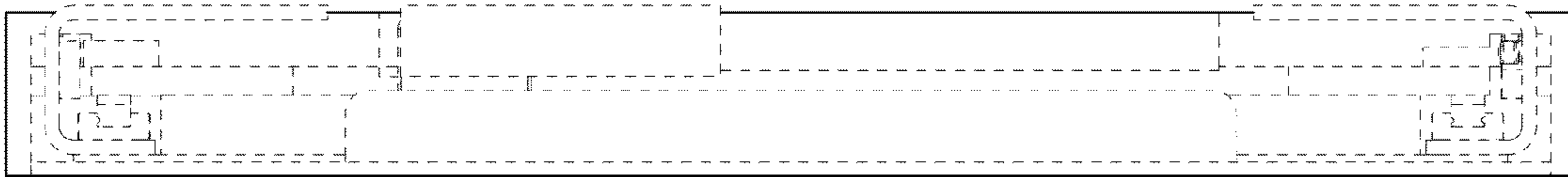


FIG. 3




FIG. 4




FIG. 5

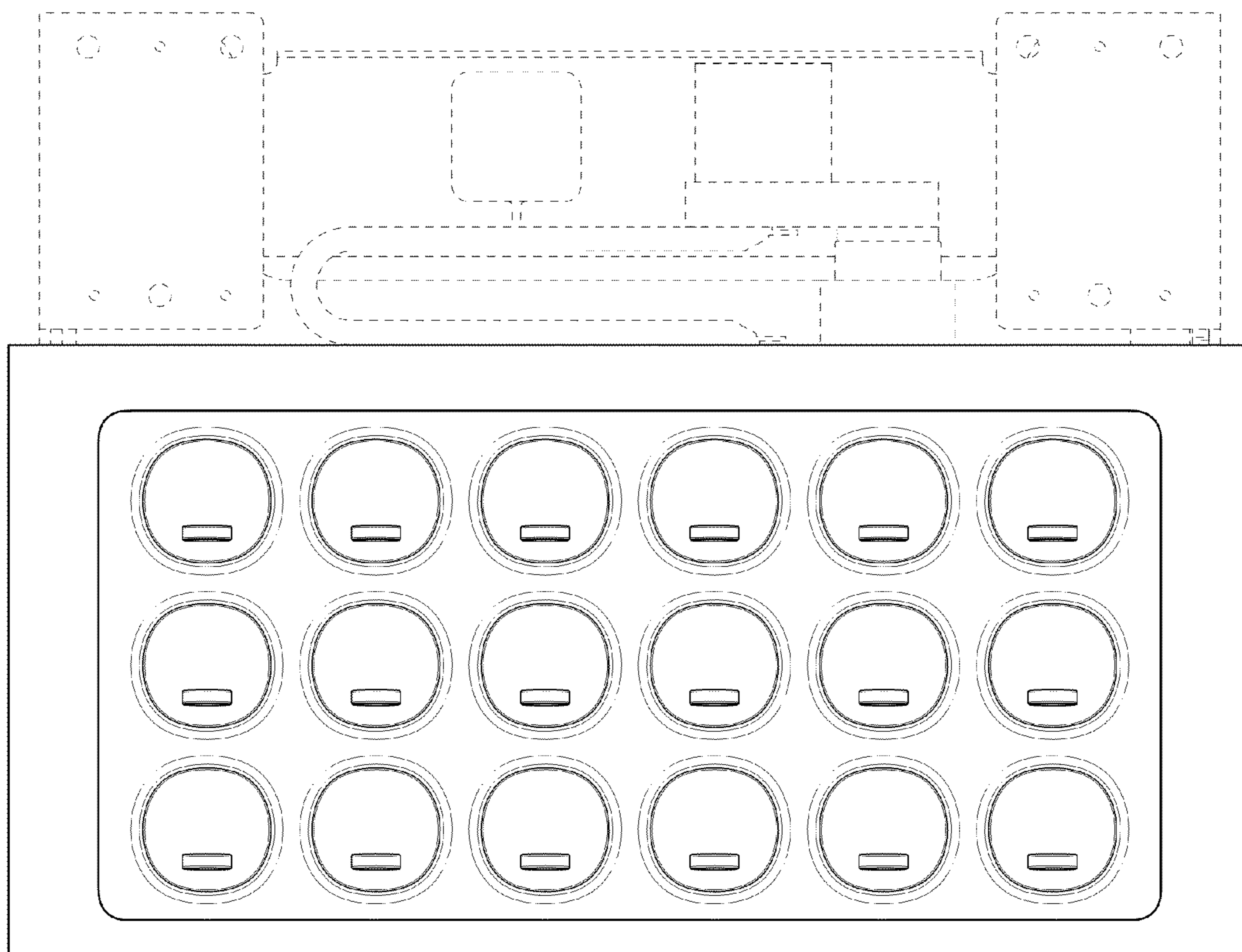


FIG. 6




FIG. 7

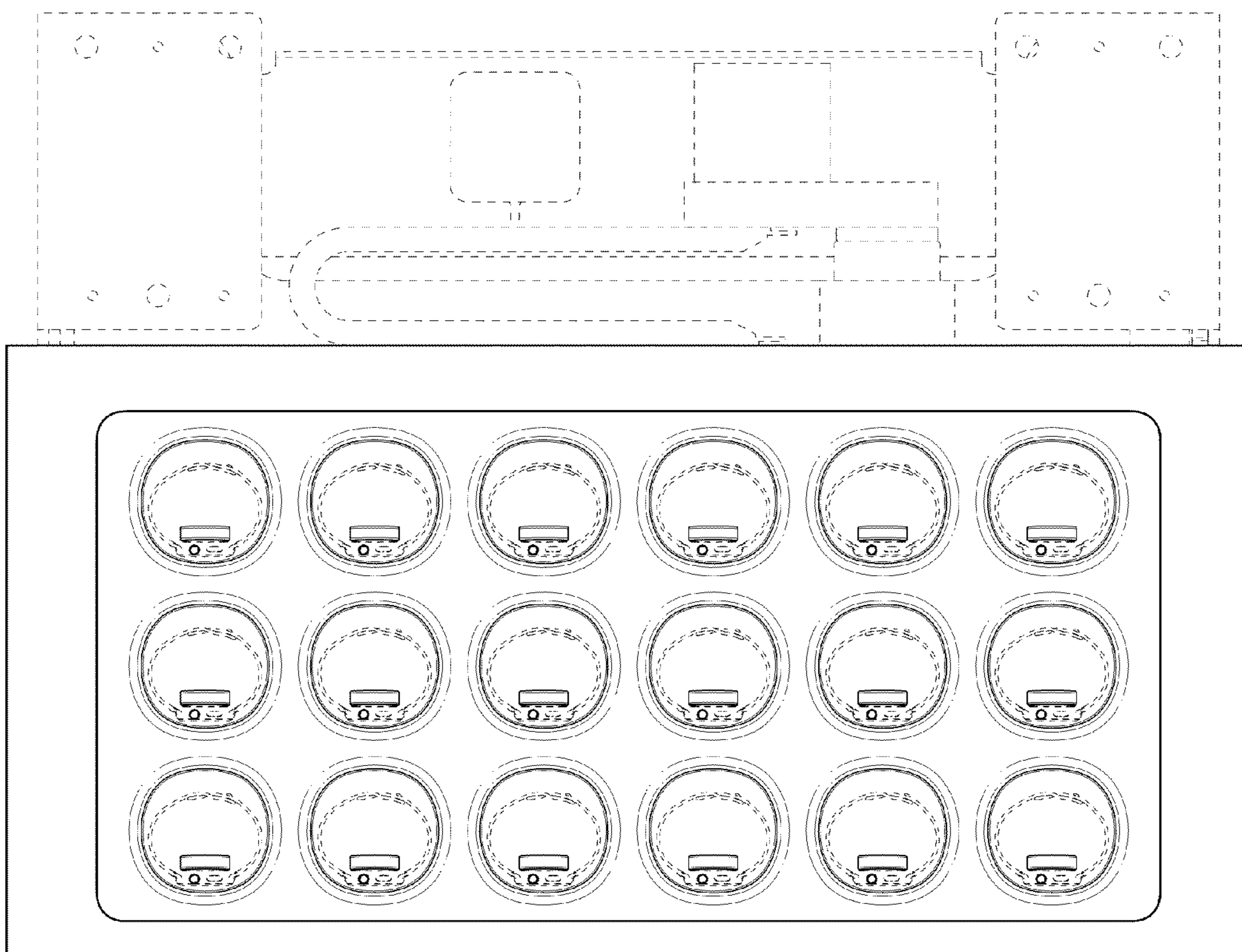


FIG. 8