



US00D742611S

(12) **United States Design Patent**
Tuncel

(10) **Patent No.:** **US D742,611 S**

(45) **Date of Patent:** **** Nov. 3, 2015**

(54) **WASTE RECEPTACLE**

(71) Applicant: **Levent Tuncel**, Marietta, GA (US)

(72) Inventor: **Levent Tuncel**, Marietta, GA (US)

(**) Term: **14 Years**

(21) Appl. No.: **29/506,055**

(22) Filed: **Oct. 13, 2014**

(51) **LOC (10) Cl.** **09-09**

(52) **U.S. Cl.**
USPC **D34/1**

(58) **Field of Classification Search**
USPC D34/1-11; D30/121-133; 220/908-911
CPC B65F 1/1607; B65F 1/068; B65F 1/1415;
B65F 1/08; B65F 2240/138; B65F 2240/1126;
B65F 2240/12; B62B 1/264; B62B 3/104
See application file for complete search history.

(56) **References Cited**

U.S. PATENT DOCUMENTS

D471,335 S *	3/2003	Long	D34/4
D472,357 S *	3/2003	Stewart	D34/7
D481,507 S *	10/2003	Stewart	D34/7
D489,502 S *	5/2004	Stewart	D34/7
D527,155 S *	8/2006	Fankhauser	D34/7

D543,329 S *	5/2007	McCurry	D34/7
D543,330 S *	5/2007	McCurry	D34/7
D550,419 S *	9/2007	McCurry	D34/7
D550,420 S *	9/2007	McCurry	D34/7
D597,720 S *	8/2009	Chipman	D34/1
D705,513 S *	5/2014	Deen et al.	D34/7
D709,660 S *	7/2014	Deen et al.	D34/1

* cited by examiner

Primary Examiner — Cynthia Ramirez

Assistant Examiner — Gino Colan

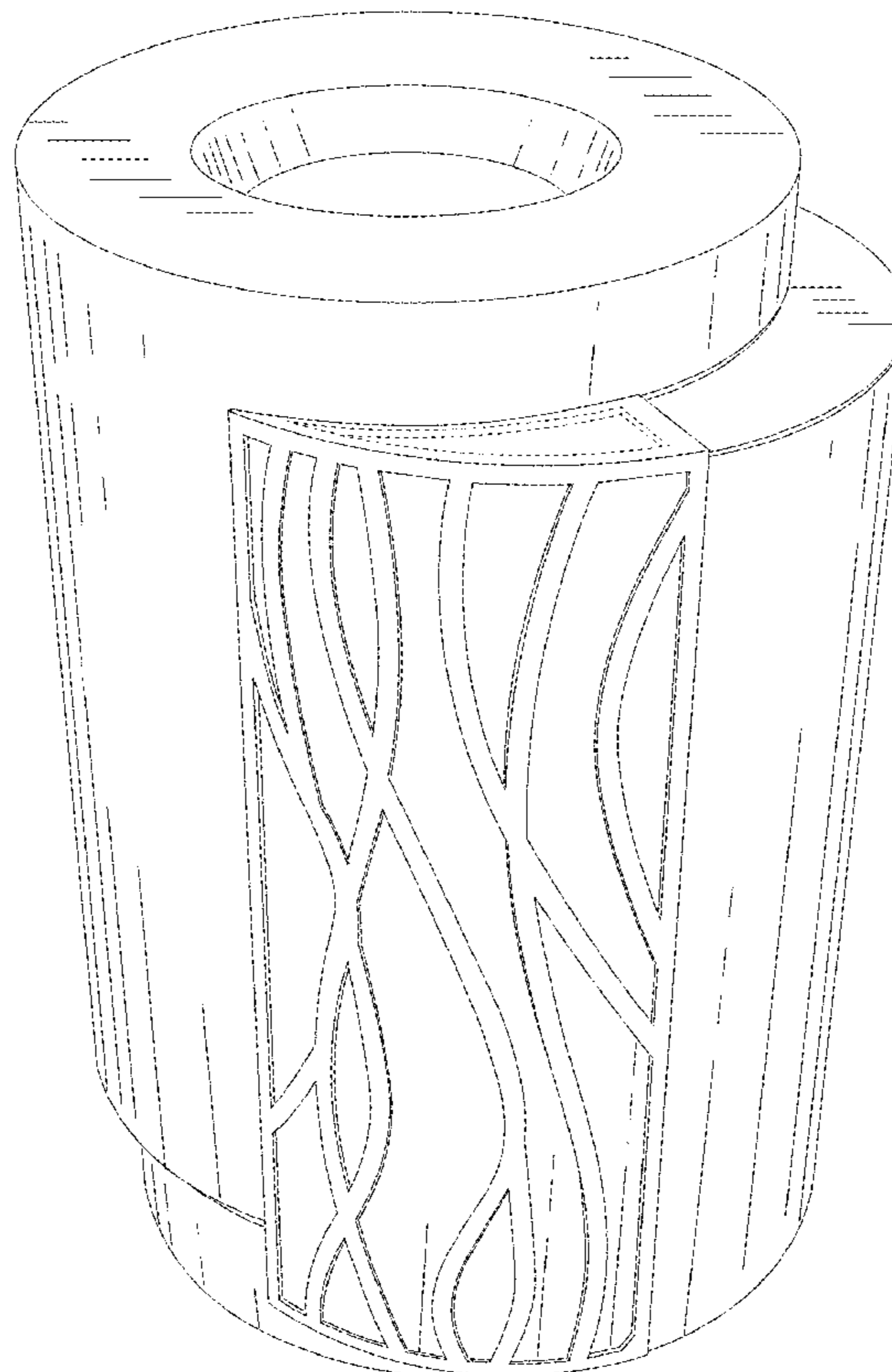
(57) **CLAIM**

The ornamental design for a waste receptacle, as shown and described.

DESCRIPTION

FIG. 1 is a perspective view of a waste receptacle;
FIG. 2 is a front elevational view thereof;
FIG. 3 is a left elevational view thereof;
FIG. 4 is a top plan view thereof; and,
FIG. 5 is a bottom plan view thereof.
The broken lines in FIG. 1, FIG. 2, FIG. 3, and FIG. 5 are included for the purpose of illustrating environmental structure and form no part of the claimed design.

1 Claim, 5 Drawing Sheets



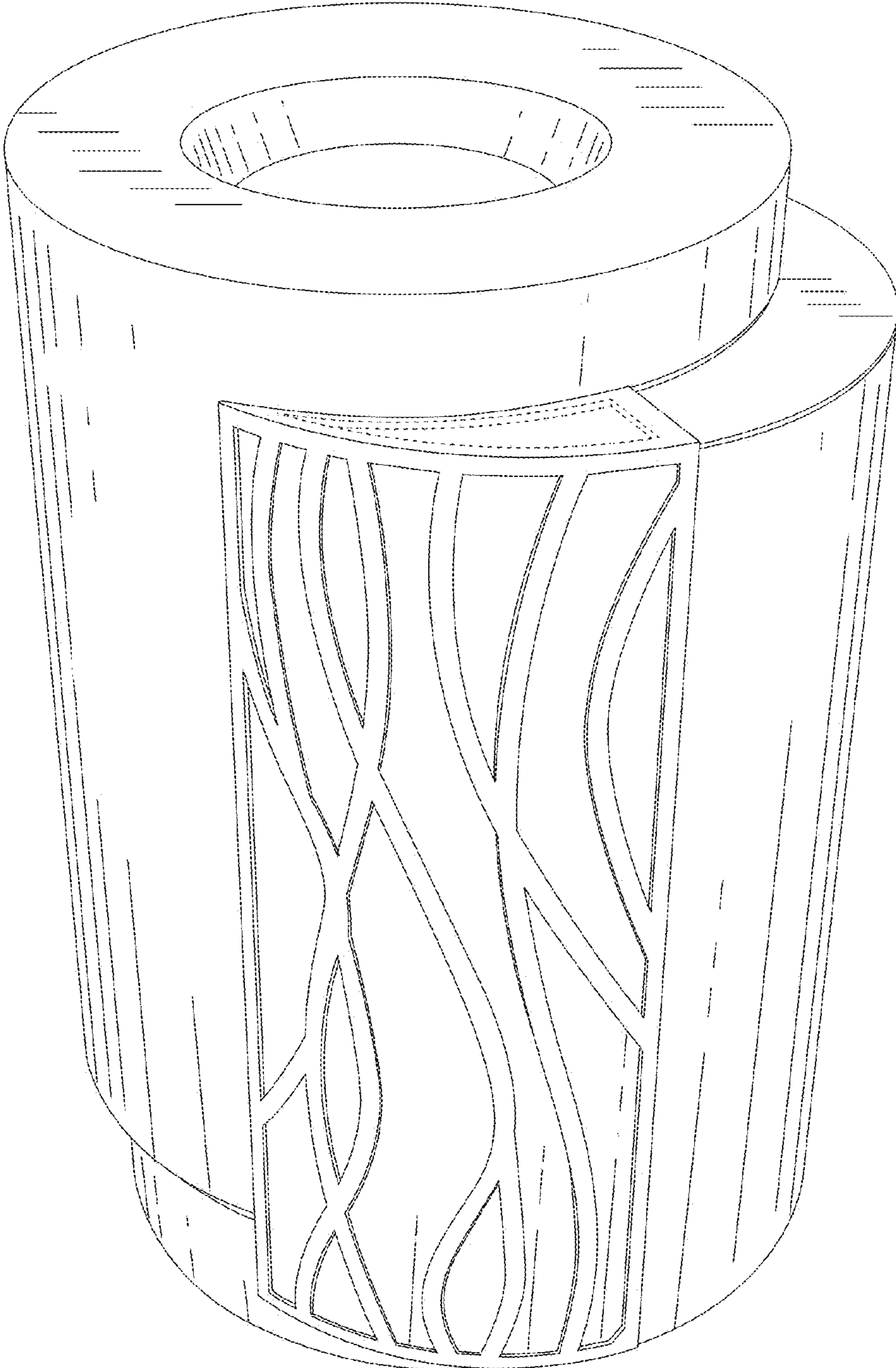


FIG. 1



FIG. 2

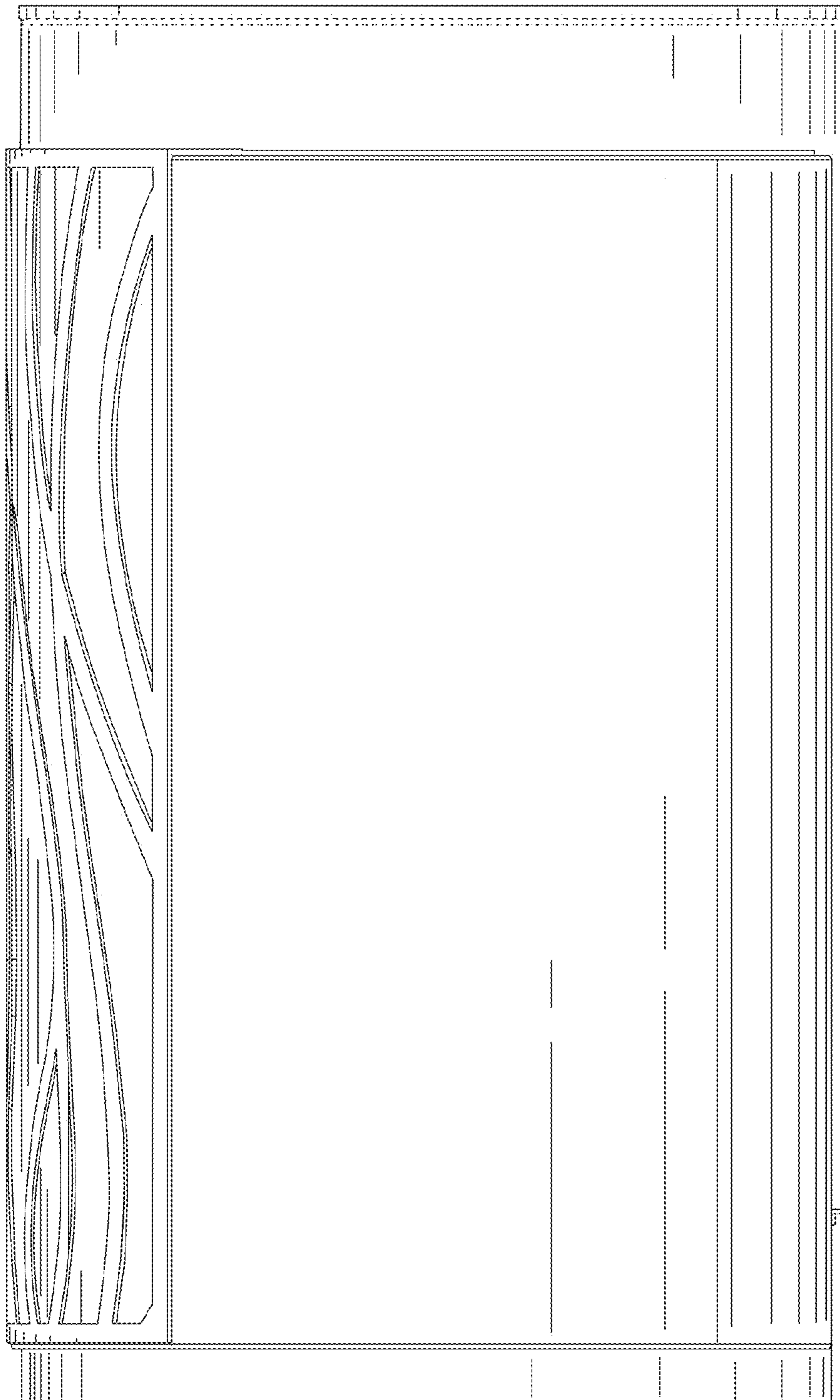


FIG. 3

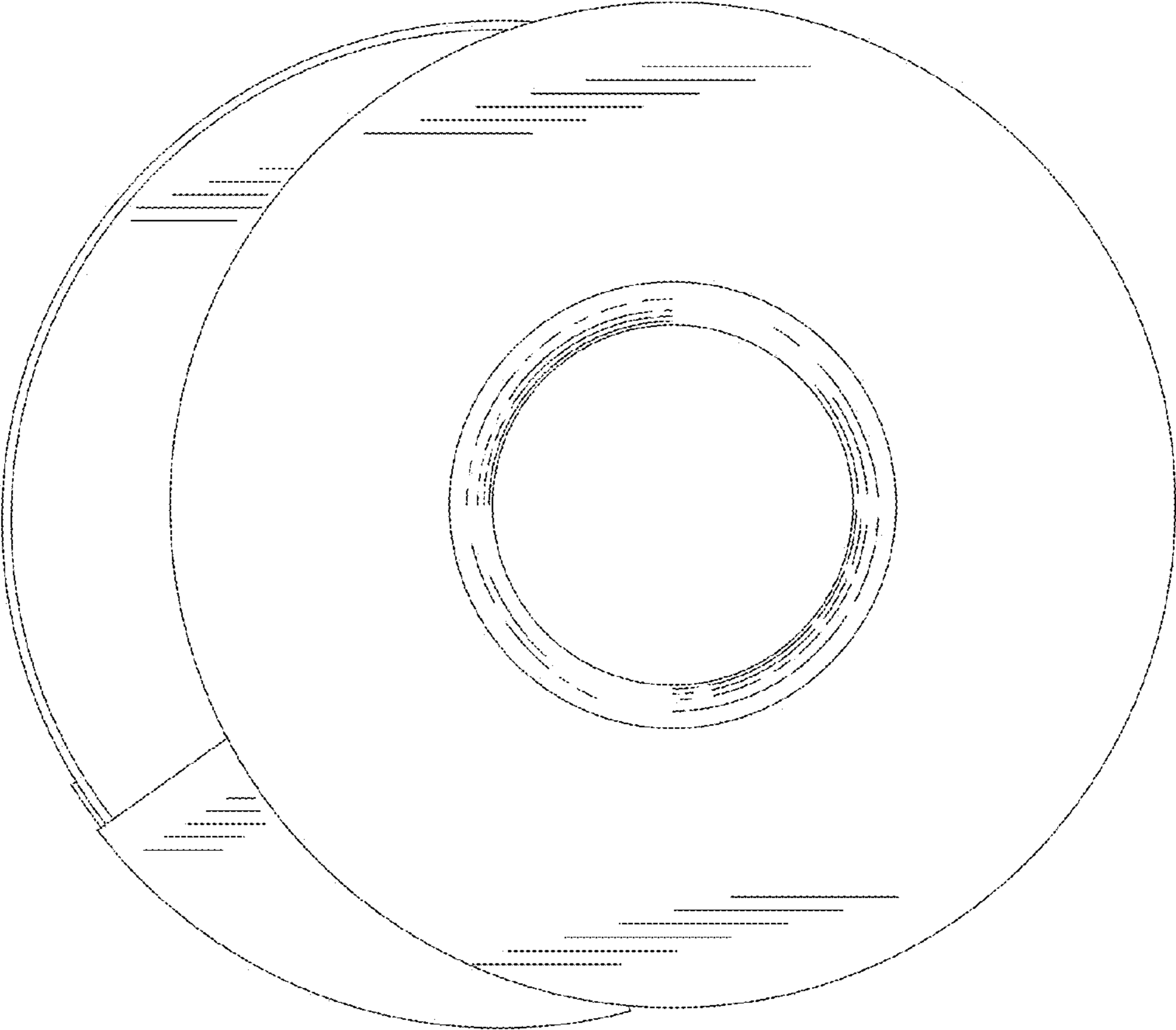


FIG. 4

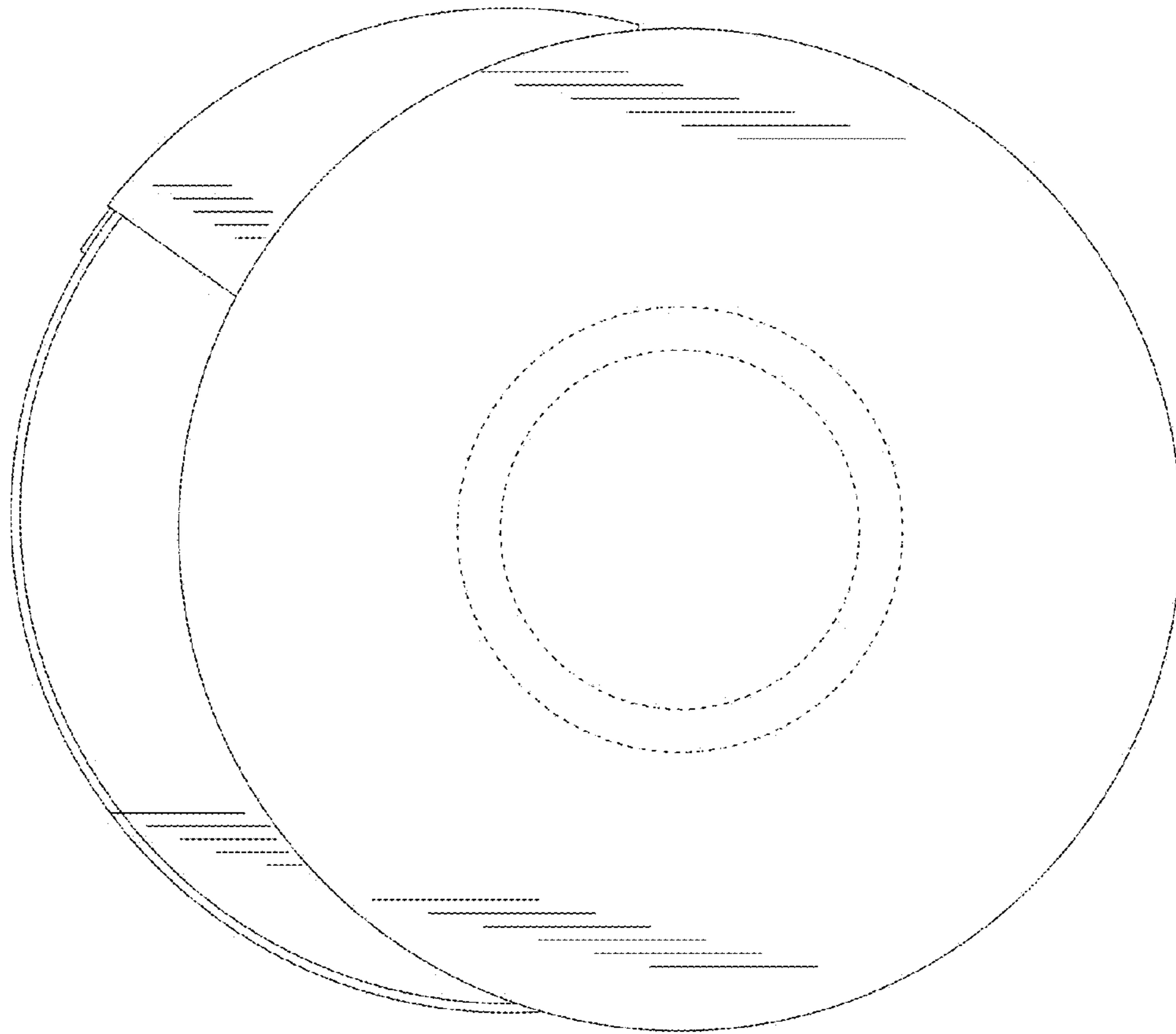


FIG. 5