

US00D742592S

(12) **United States Design Patent**
Petrucelli

(10) **Patent No.:** **US D742,592 S**
(45) **Date of Patent:** **** Nov. 3, 2015**

(54) **WALL-MOUNTED COIL FOR HOLDING A HAIR DRYER**

(71) Applicant: **P.S. Pibbs, Inc.**, Flushing, NY (US)
(72) Inventor: **Giulio Petrucelli**, Flushing, NY (US)
(73) Assignee: **P.S. Pibbs, Inc.**, Flushing, NY (US)

(**) Term: **14 Years**

(21) Appl. No.: **29/491,579**

(22) Filed: **May 22, 2014**

(51) **LOC (10) Cl.** **28-03**

(52) **U.S. Cl.**
USPC **D28/73**

(58) **Field of Classification Search**
USPC D8/38, 17, 374, 381, 382, 380, 318,
D8/373, 377, 363, 358, 384, 376, 385, 388,
D8/389, 355, 394, 356, 396, 8; D3/279,
D3/271.12; D12/223; D34/14, 19, 24, 25,
D34/27; D21/424, 425, 533, 534, 535, 536;
D20/41, 43; D4/199; D19/135;
D25/131
CPC B25H 3/04; A47F 7/0021; A47B 81/007;
A47B 96/063

See application file for complete search history.

(56) **References Cited**

U.S. PATENT DOCUMENTS

178,012	A *	5/1876	Koelsch	248/538
D25,926	S *	8/1896	Elliston	D6/512
905,944	A *	12/1908	Southard	131/257
D106,536	S *	10/1937	Hiem	D19/84
3,612,454	A *	10/1971	Linn	248/515
D286,261	S *	10/1986	Smederod	D8/354
D373,849	S *	9/1996	Passalacqua	D28/38
D377,695	S *	1/1997	Puckett	D28/38
D423,594	S *	4/2000	Green	D20/43
D702,885	S *	4/2014	Petrucelli	D28/73
D706,120	S *	6/2014	Gemino et al.	D8/380

OTHER PUBLICATIONS

Spiral Hair Drayer Holder by Taymor found Jun. 9, 2015 posted on Apr. 2, 2010 on http://www.amazon.com/Taymor-Spiral-Dryer-Holder-Nickel/product-reviews/B002AMW3UQ/ref=cm_cr_pr_btm_link_5?ie=UTF8&pageNumber=5&sortBy=bySubmissionDateDescending.*

(Continued)

Primary Examiner — Robert M Spear

Assistant Examiner — Eliza Bennett-Hattan

(74) *Attorney, Agent, or Firm* — Gerald E. Hespos; Michael J. Porco; Matthew T. Hespos

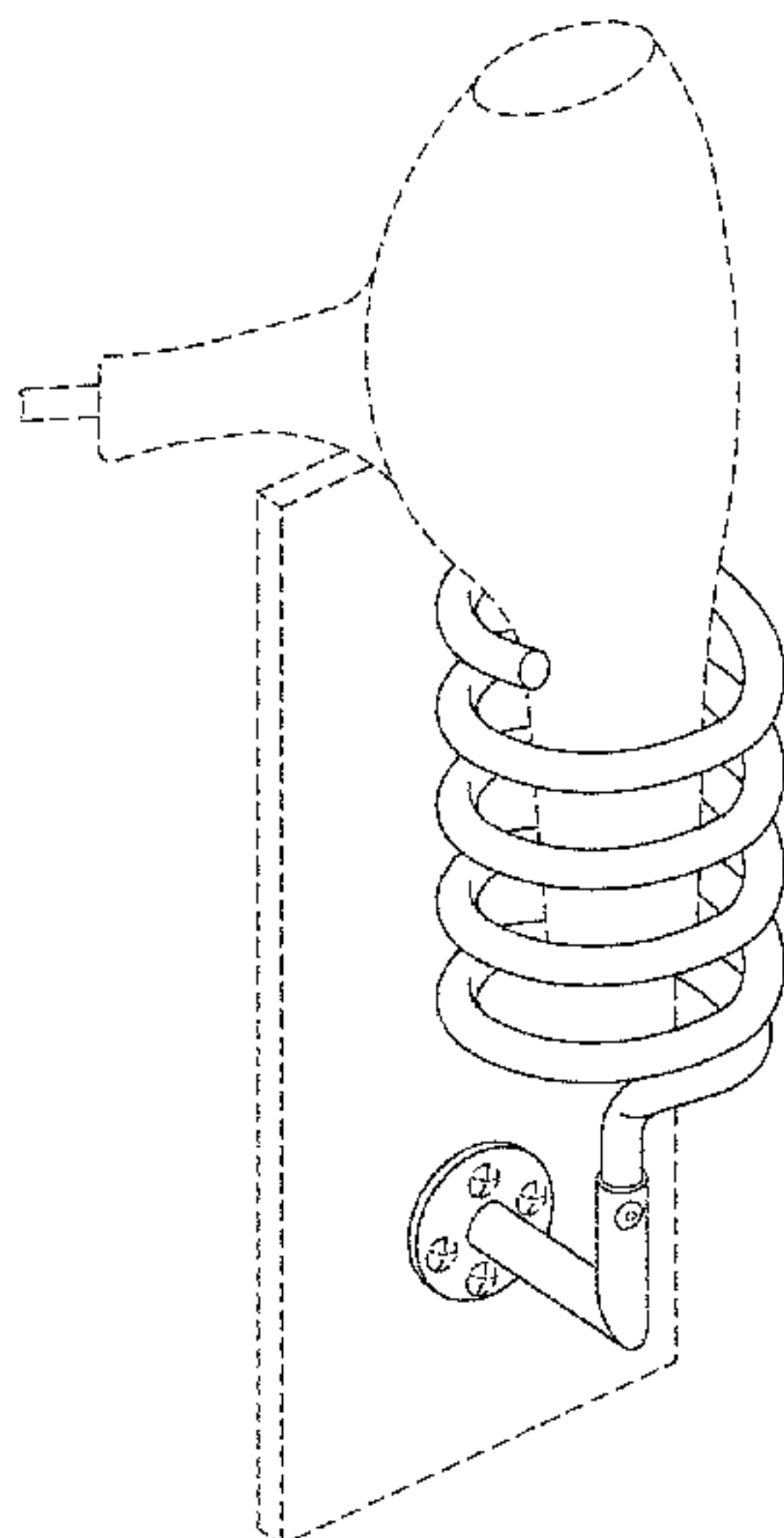
(57) **CLAIM**

The ornamental design for a wall-mounted coil for holding a hair dryer, as shown and described.

DESCRIPTION

FIG. 1 is a perspective view of a wall-mounted coil for holding a hair dryer inner workings with my design, with an unclaimed hair dryer being shown in broken lines; FIG. 2 is a perspective view similar to FIG. 1, but without the broken line depiction of the of the hair dryer; FIG. 3 is a top plan view of the wall-mounted coil for holding a hair dryer of FIG. 1; FIG. 4 is a front elevational view thereof; FIG. 5 is a side elevational view as viewed from the left side of FIG. 4; FIG. 6 is a side elevation view as viewed from the right side of FIG. 4; FIG. 7 is a rear elevational view thereof; and, FIG. 8 is a bottom plan view thereof. The broken lines showing the hair dryer in FIG. 1 depict environmental subject matter only and form no part of the claimed design.

1 Claim, 3 Drawing Sheets



(56)

References Cited

OTHER PUBLICATIONS

Turbo Power Twist Blow Dryer Holder Wall Mount by Pibbs Posted Jan. 21, 2013 found on Jun. 9, 2015 on http://www.amazon.com/Turbo-Power-Twist-Dryer-Holder/dp/B00562CNJI/ref=pd_bxgy_194_img_y.*

Turbo Power Twist Iron Holder Wall Mount by Pibbs Found on Jun. 9, 2015 posted on Jun. 21, 2010 on http://www.amazon.com/Turbo-Power-Twist-Holder-Mount/product-reviews/B002IACRW4/ref=cm_cr_pr_btm_link_2?ie=UTF8&filterByStar=all_stars&pageNumber=2&reviewerType=all_reviews&sortBy=recent.*

* cited by examiner

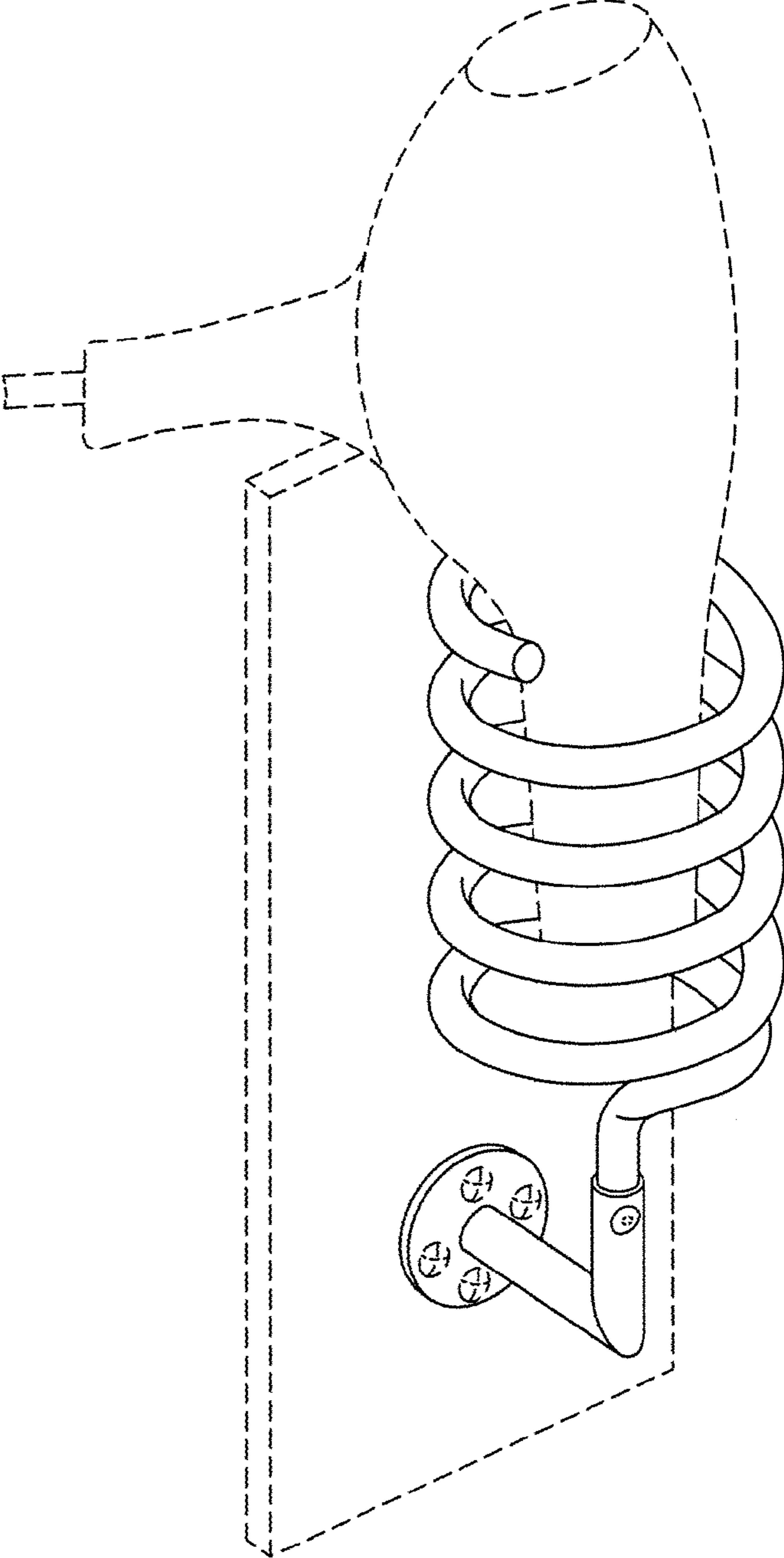


FIG. 1




FIG.2

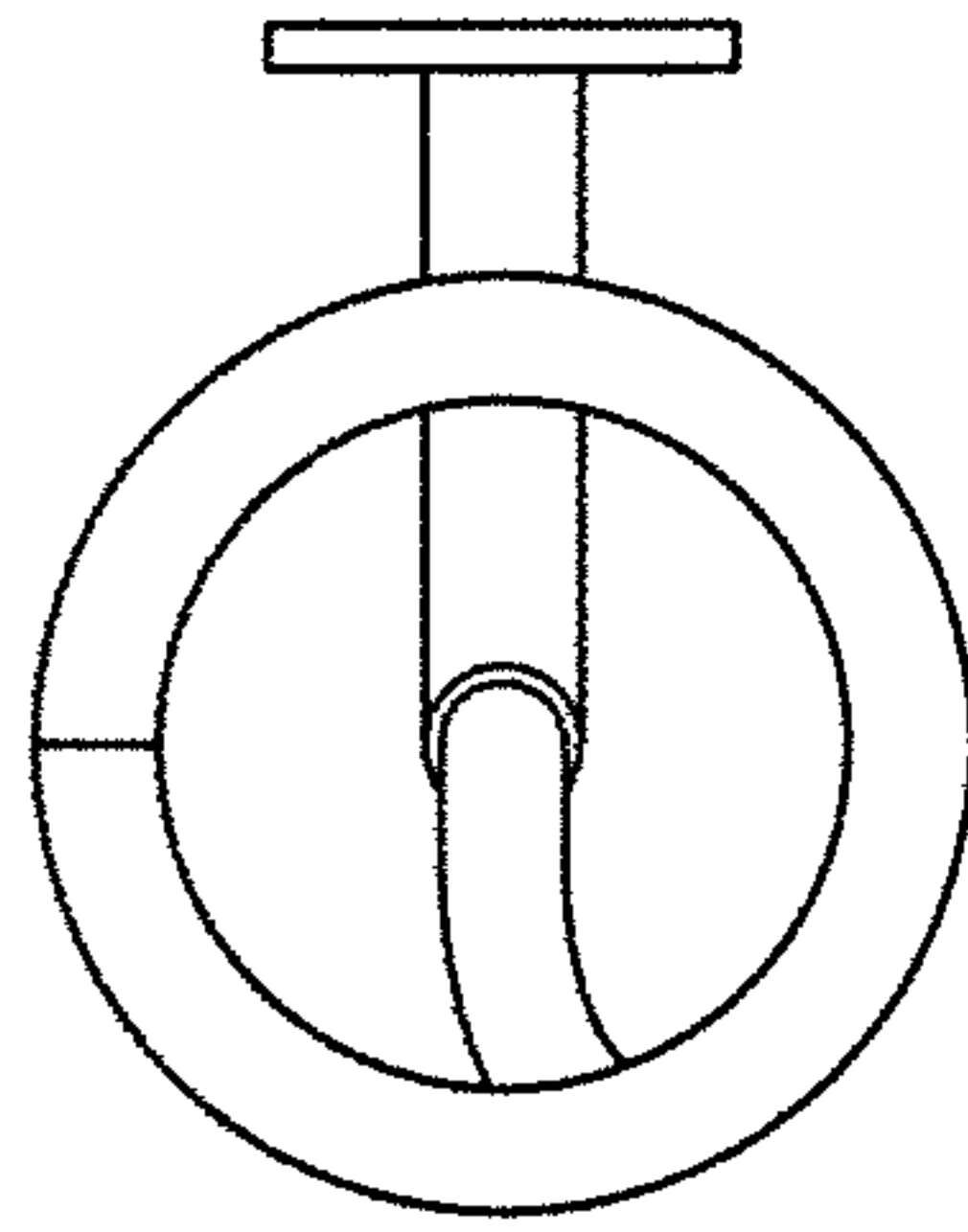


FIG. 3

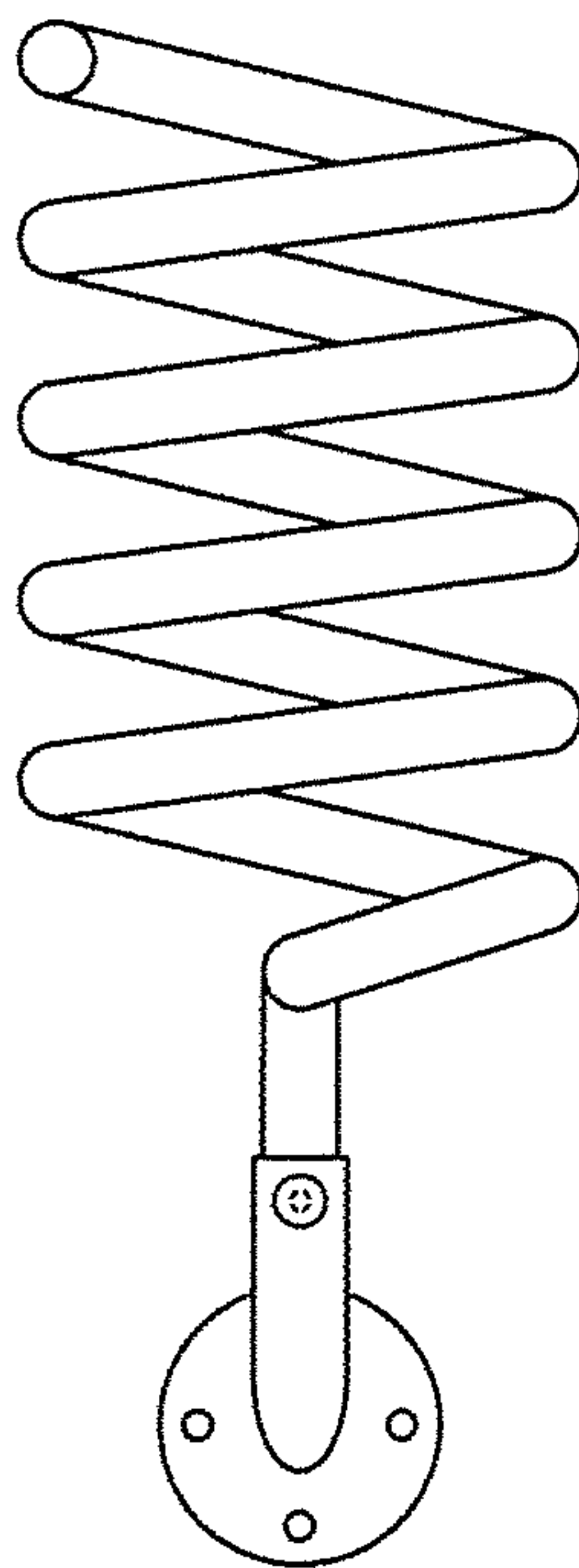


FIG. 4